



MOBILIARIO INDUSTRIAL
MOBILIER INDUSTRIEL - ARREDO INDUSTRIALE
MÓVEIS INDUSTRIAIS - INDUSTRIAL FURNITURE

COLLECTION



Ctra. N-IIa, km 4,3
E-17600, Figueres
T / +34 972 503 055
F / +34 972 678 202

www.heco.es
info@heco.es



índice

indice

index

▶ SERIE 101	P012	▶ SERIE 118	P126	▶ SERIE 138	P013	▶ SERIE 159 C	P054
▶ SERIE 102	P012	▶ SERIE 119	P020	▶ SERIE 139	P104	▶ SERIE 159 P	P055
▶ SERIE 103	P092	▶ SERIE 119 ASP	P098	▶ SERIE 140	P104	▶ SERIE 159 F6	P058
▶ SERIE 104	P093	▶ SERIE 119 M	P111	▶ SERIE 141	P081	▶ SERIE 160	P070
▶ SERIE 105	P095	▶ SERIE 119 E	P152	▶ SERIE 141 O	P077	▶ SERIE 160 O	P071
▶ SERIE 106	P031	▶ SERIE 119 E P C	P154	▶ SERIE 142	P132	▶ SERIE 161	P160
▶ SERIE 108	P013	▶ SERIE 120	P127	▶ SERIE 143	P022	▶ SERIE 162	P060
▶ SERIE 109	P078	▶ SERIE 121	P128	▶ SERIE 143 ASP	P099	▶ SERIE 162 PC	P061
▶ SERIE 110 1	P082	▶ SERIE 121 R	P129	▶ SERIE 144	P081	▶ SERIE 163	P071
▶ SERIE 110 4	P083	▶ SERIE 122	P024	▶ SERIE 145	P079	▶ SERIE 164	P072
▶ SERIE 110 0	P076	▶ SERIE 122 C	P162	▶ SERIE 145 CTP	P122	▶ SERIE 170	P157
▶ SERIE 110 C	P084	▶ SERIE 122 ASP	P099	▶ SERIE 145 10 R	P113	▶ SERIE 171	P158
▶ SERIE 110 PCC	P087	▶ SERIE 122 1 A 01	P142	▶ SERIE 145 07	P142	▶ SERIE 200	P015
▶ SERIE 110 PC P	P086	▶ SERIE 122 M 7	P109	▶ SERIE 145 C	P080	▶ SERIE 201	P015
▶ SERIE 110 PV	P086	▶ SERIE 123	P026	▶ SERIE 146	P105	▶ SERIE 202	P015
▶ SERIE 110 W 01	P142	▶ SERIE 123 ASP	P100	▶ SERIE 148	P110	▶ SERIE 203	P015
▶ SERIE 111	P118	▶ SERIE 125	P045	▶ SERIE 149	P111	▶ SERIE 205	P015
▶ SERIE 112	P122	▶ SERIE 126	P046	▶ SERIE 149 O	P114	▶ SERIE 222-223	P159
▶ SERIE 112 SL	P122	▶ SERIE 126 W	P142	▶ SERIE 150	P132	▶ SERIE 304 1	P161
▶ SERIE 112 PG	P123	▶ SERIE 127	P155	▶ SERIE 150 A	P133	▶ SERIE 304 2	P161
▶ SERIE 112 PH	P124	▶ SERIE 127 W	P142	▶ SERIE 150 P	P133	▶ SERIE 304 3	P162
▶ SERIE 112 PM	P124	▶ SERIE 128	P108	▶ SERIE 150 S	P133	▶ SERIE 304 BV	P161
▶ SERIE 112 R	P123	▶ SERIE 129	P136	▶ SERIE 151	P112	▶ SERIE 304 BT	P161
▶ SERIE 112 W	P142	▶ SERIE 130	P160	▶ SERIE 152	P135	▶ SERIE 400	P032
▶ SERIE 112 RE	P137	▶ SERIE 132	P136	▶ SERIE 153	P136	▶ SERIE V	P164
▶ SERIE 113	P136	▶ SERIE 133	P136	▶ SERIE 154	P048	▶ SERIE V-401	P089
▶ SERIE 114	P107	▶ SERIE 133	P136	▶ SERIE 155	P066	▶ SERIE V-420	P062
▶ SERIE 114 M	P107	▶ SERIE 134	P105	▶ SERIE 156	P067	▶ SERIE V-ABULL	P063
▶ SERIE 115	P018	▶ SERIE 135	P028	▶ SERIE 156 BV	P066	▶ SERIE V-640	P088
▶ SERIE 115 ASP	P098	▶ SERIE 135 ASP	P100	▶ SERIE 157	P050	▶ SERIE V-CONT	P113
▶ SERIE 115 C	P162	▶ SERIE 135 M	P111	▶ SERIE 157 C	P051	▶ SERIE ASP CA	P101
▶ SERIE 115 M	P111	▶ SERIE 135 M 7	P109	▶ SERIE 158	P052	▶ SERIE WO	P142
▶ SERIE 115 E	P150	▶ SERIE 136 2	P030	▶ SERIE 158 C	P053	▶ SERIE W-FOUR	P145
▶ SERIE 116	P108	▶ SERIE 136 ASP	P101	▶ SERIE 159	P054	▶ SERIE ALL IN ONE	P146
▶ SERIE 117	P109	▶ SERIE 136 1	P045	▶ SERIE 159 B	P054		
		▶ SERIE 136	P130				

gama de producto gamme de produits range of product

**Cajas de herramientas
y arcones, 10**
Caisse à outils et coffres
Metallic toolboxes and storage chests

Armarios y paneles murales, 74
Armoires et panneaux muraux
Wall-hung cabinets and panels
Armarios Pc, 90
Armoires Pc PC Workstations
Armarios sin puertas, 96
Armoires sans portes Cabinets without doors

Bancos de trabajo, 116
Établissements de travail Workbenches

Soluciones modulares, 150
Solutions modulaires
Modular solutions
Armarios para almacenaje específico, 159
Armoire pour stockage spécifique
Cabinets for specific storage

CUSTOMIZED, 168
Proyectos a medida
Projets sur mesure
Customized projects

Armarios con cajones, 16
Armoires avec tiroirs Cabinets with drawers
Armarios con puertas, 42
Armoires avec portes Cabinets with doors
Armarios para vestuario, 64
Armoires pour vestiaire Lockers

Carros de trabajo, 102
Chariot de travail Work Trolleys
Carros de taller, 108
Servante d'atelier Workshop Trolleys
Paneles con ruedas, 113
Panneaux avec roues Panels with wheels

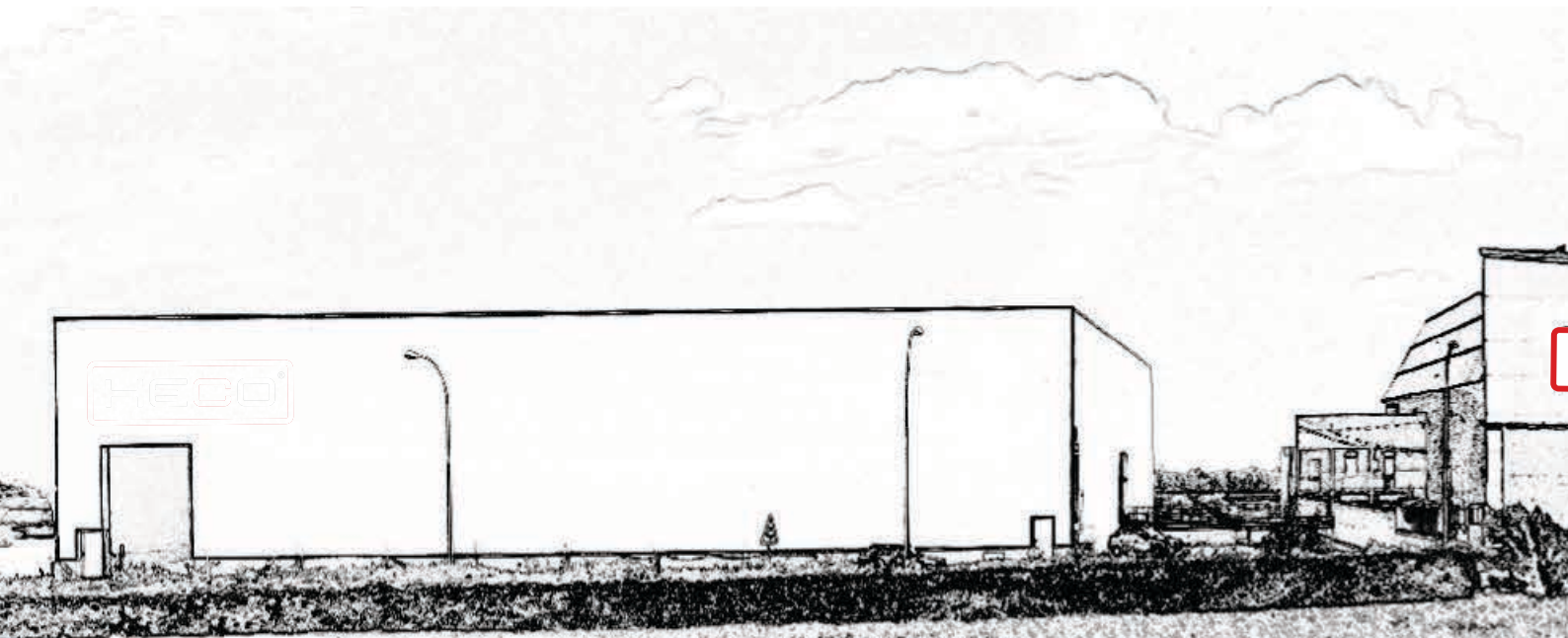
Oficinas personalizadas, 140
Bureaux sur mesure Personalized Workstations

Cubetas y componentes, 163
Bacs à bacs Trays

nuestras aptitudes
nos aptitudes
our aptitudes



COMPAÑIA DE MUEBLES METÁLICOS
SOCIÉTÉ DE MEUBLES MÉTALLIQUES - SOCIETÀ DI MOBILI METALLICI
EMPRESA DE MÓVEIS METÁLICOS - METALLIC FURNITURE COMPANY
METALLIC MÖBEL COMPANY - EMPRESA DE MOBLE METÀL·LIC



sobre HECO a propos de HECO about HECO

ES

Los orígenes del Grupo Conesa se remontan a los años 30 cuando el abuelo del actual Presidente Ejecutivo, fundó un taller de carrocería para el sector del automóvil en Figueras.

Más adelante, sus hijos siguieron sus pasos dentro del sector del automóvil y de la motocicleta. Dedicándose al mismo tiempo a la fabricación del mueble metálico, patentando en el 1962 el sistema de apertura total de las cajas de herramientas como modelo de utilidad 930 25 80.

Hoy en día, nos mantenemos fieles a nuestra tradición. La mejora continua en todos los procesos nos han llevado a ser líderes en nuestro sector.

La calidad y servicio nos ha proporcionado un extensa red comercial eficaz en la que satisfacemos todas las necesidades del cliente ofreciendo un portafolio extenso de productos estándares y a medida.

FR

Les origines du Groupe Conesa remontent aux années 30 quand Mr Antonio Conesa, grand-père de notre actuel président, fondé un atelier de carrosserie dans le secteur de l'automobile a Figueras.

Plus tard, ses enfants suivent ses pas dans le secteur de l'automobile et la motocyclette. En se consacrant en même temps à la fabrication du meuble métallique, brevètent en 1962 le système d'ouverture totale de la caisse a outils comme modèle d'utilité 930 25 80.

Aujourd'hui, nous restons fidèles à notre tradition. L'amélioration continue dans tous les processus et nous ont conduits à être leaders dans notre secteur.

La qualité et le service nous a fourni un vaste réseau commercial efficace qui répond à tous les besoins des clients en offrant une vaste gamme de produits standards et personnalisés.


EN

The origins of the Group Conesa go back in 30's, when Mr Antonio Conesa, grandfather of the current executive president, founded a workshop in the automotive sector in Figueras.

Later, his children follow his steps in the automotive and motorcycle. Dedicating the same time the manufacture of metal furniture, patenting in 1962 the total opening system of the toolboxes like 930 25 80 utility model.

Today, we remain faithful to our traditions. The continuous improvement in all processes led us to be leaders in our sector.

Quality and service gave us a large efficient commercial network which answers all needs of customers by offering a wide range of standard and customized products.



puntos fuertes qualités strengths

since 1955



HECO inicio su actividad en el sector industrial a través del desarrollo de depósitos de gasolina para el sector del automóvil.

HECO a débuté son activité dans le secteur industriel en développant des réservoirs d'essence pour le secteur automobile.

HECO started its activity in the industrial sector by developing petrol tanks for the automotive sector.

great team



El equipo de HECO, trabaja conjuntamente para poder satisfacer las necesidades de nuestros clientes.

L'équipe HECO travaille ensemble pour répondre aux besoins de nos clients.

The HECO team works together to meet the needs of our customers.

tradition



HECO se caracteriza por ser un fabricante que ha sabido mantenerse en el mercado sin perder su esencia, la calidad en todos sus productos.

HECO est connu pour être un fabricant qui a su rester sur le marché sans perdre son essence et sa qualité dans tous ses produits.

HECO is known as a manufacturer who has been able to stay on the market without losing its essence and quality in all its products.

made in EU



Fabricado en España (EU). La ubicación dentro de la unión europea permite a HECO estar dentro de las exigencias del mercado internacional.

Fabriqué en Espagne (EU). L'implantation au sein de l'Union Européenne permet à HECO de répondre aux exigences du marché international.

Made in Spain. The location within the European Union enables HECO to meet the requirements of the international market.

customized



Productos personalizados. Aunque tenemos una amplia gama estándar, la demanda del mercado nos lleva a realizar productos a medida.

Produits sur mesure. Bien que nous ayons une large gamme standard, la demande du marché nous pousse à fabriquer des produits sur mesure.

Customized products. Although we have a wide range of standard products, the market demand pushes us to manufacture custom-made products.

stock&fast



El garantizar un servicio de entrega rápido radica en la producción constante de stock de nuestros productos estándares.

Entregas inmediatas, 10 días hábiles y con condiciones especiales según las series.

La garantía d'un service de livraison rapide réside dans la production constante de nos produits standards.

Livraisons immédiates, 10 jours ouvrables et avec conditions spéciales selon la série.

The guarantee of a fast delivery service lies in the constant production of our standard products.

Immediate deliveries, 10 working days and with special conditions according to the series.

market



Parte de las industrias que HECO equipa son: aeronáutica, ferroviaria, naval, minera, militar y automovilística.

Quelques-unes des industries que HECO équipe sont: aéronautique, ferroviaire, navale, minière, militaire et automobile.

Some of the industries that HECO equips are: aeronautics, rail, naval, mining, military and automotive.

product



El mercado actual hace que HECO haya innovado en un catálogo ordenado por familias donde también ha incorporado algunas novedades en sus series.

Le marché d'aujourd'hui a poussé HECO à innover dans un catalogue ordonné par famille où également a été intégré de nouvelles fonctionnalités dans sa série.

Today's market has prompted HECO to innovate in a family ordered catalogue, where new features have also been integrated into the series.

showroom



Nos desplazamos hasta usted. HECO le ofrece una representación móvil de nuestros productos.














Nous venons vers vous. HECO vous offre une représentation mobile de nos produits.

We're coming to you. HECO offers you a mobile representation of our products.

simbología symbologie simbology

	Ver más información, ver PAG. X Voir plus d'information, voir PAGE. X For further information, see PAGE. X		Cierre electrónico (no incluido) Verrou électronique (non inclus) Electronic locking (not include)		Máxima carga repartida < 200Kg Maximum charge répartie < 200 Kg Maximum distributed load < 200 Kg		Color opcional Couleur sur demande Choice of colours
	+ Información en web + Information sur la web For + information see our website		Rueda giratoria Roue giratoire Rotating wheel		Máxima carga repartida < 100Kg Maximum charge répartie < 100 Kg Maximum distributed load < 100 Kg		Rueda giratoria con freno Roue giratoire avec frein Rotating wheel with brake
	Atención, importante Attention, important Important information		Kit eléctrico Kit électrique Electric kit		Máxima carga repartida < 50Kg Maximum charge répartie < 50 Kg Maximum distributed load < 50 Kg		Wifi Wifi Wifi
	Información útil Information utile Useful information		Espesor Épaisseur Density		Máxima carga repartida X Kg Maximum charge répartie X Kg Maximum distributed load X Kg		Unidad de embalaje Unité d'emballage Packing unit
	Cierre con llave (incluido) Fermeture avec clé (inclus) Key locking (include)		Volumen Volume Volum		Guías Telescópicas (100%) Glissières TéléscoPIques (100%) Telescopic Slides (100%)		Metro cuadrado Mètre carré Square meter
	Cierre con candado (no incluido) Fermeture a cadenas (cadenas non inclus) Padlock locking (not include)		Se entrega desmontado Livraison démonté Supplied disassembled		Guías Simples (90%) Glissières Simples (90%) Simple Slides (90%)		

colores couleurs colours

						
AZUL MARTELE	RAL 7016	MARTELE / RAL 7016	RAL 7035	RAL 7035 / RAL 7016	RAL 2009	RAL 2009 / RAL 7016
						
RAL 3020	RAL 3020 / RAL 7016	RAL 5010	RAL 5010 / RAL 7016	RAL 5012	RAL 5012 / RAL 7035	

* Para colores no estándar hay coste adicional.
* Pour couleurs non standard coût additionnel de peinture.
* Additional costs for non-standard colours.

* Colores corporativos o personalizados bajo pedido (RAL).
* Teintes corporatives ou personnalisés sur demande (RAL).
* Corporate or customized colours, upon request (RAL).

nuestra empresa
notre société
our company

MATERIA PRIMA



Materia prima (chapa).
Matière première (tôle).
Raw material (metal sheet).

PUNZONADORA



Zona de corte (punzonadora).
Zone de découpe (poinçonneuse).
Cutting area (punching machine).

SOLDADURA



Zona de soldadura.
Zone de soudure.
Weld zone.

PINTURA



Cadena de pintura.
Chaîne de peinture.
Paint chain.

PLEGADORA



Zona de plegado (plegadora).
Zone de pliage (plieuse).
Folding area (folding machine).

PRENSAS



Zona de prensas (matrices propias).
Zone de presse (propres matrices).
Press area (own dies).

MONTAJE




Montaje y enpaquetado.
Assemblage et emballage.
Assembly and packaging.


STOCK



Stock y expedición.
Stock et expédition.
Stock and shipping.




accesorios
accessoires
accessories





SERIE 205


información
information
information



Sistema de apertura instantánea patentado en 1960.
Système d'ouverture instantanée brevetée en 1960.
Instantaneous-opening system patented in 1960.



Pestañas de doble plegado, anticorte. Asa abatible.
Rebords double pliage, anti-coupure. Pignée rabattable.
Double-folded edges to avoid injuries. Folding handle.



Divisiones metálicas con opción de cubetas de plástico.
Division métallique avec option de boîtes en plastique.
Metallic divisors and optional plastic trays.

- [ES]** • Almacenaje para herramientas y accesorios para optimizar el orden, la distribución y la visualización.
- Chapa de 0,6 mm para cajas metálicas y 1 mm para arcones
- Cajas de plástico en Poliestireno.
- Accesorios disponibles para cajas de herramientas: cubetas de plástico y divisiones graduables.
- Diseñadas para cerrar con mayor seguridad.
- Asa abatible.
- Color estándar azul martelé.




- [FR]** • Stockage outils et accessoires pour optimiser l'ordre, la distribution et la visualisation.
- Tôle de 6/10 mm pour les caisses à outils et 10/10 mm pour les coffres
- Caisse plastique en Polystyrène.
- Accessoires disponibles pour caisses à outils: boîtes en plastique et séparations réglables.
- Dessinées pour fermer avec une plus grande sécurité.
- Poignée rabattable.
- Couleur standard bleu martelé.


- [EN]** • Storage for tools and accessories to optimize order, distribution and visual display.
- 0,6 mm sheet metal for toolboxes and 1mm for storage boxes
- Plastic boxes made from resistant Polystyrene.
- Available accessories for toolboxes: plastic trays and adjustable divisors.
- Designed for high-security closure.
- Folding handle.
- Standard colour hammered blue.

SERIE 101






Ref. 101 3

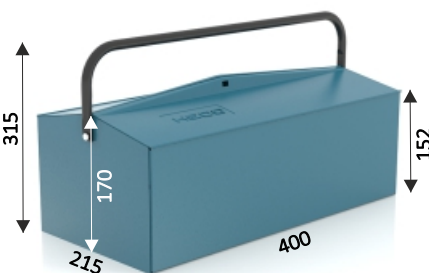
-  8.4 L
 -  8,3 Kg
 -  4 u.
- 470 x 450 x 260 mm



-  0.6 mm
-  Asa abatible.
Poignée rabattable.
Folding handle.


Ref. 101 5


-  13.7 L
 -  9,7 Kg
 -  4 u.
- 490 x 455 x 400 mm



Accesorios opcionales
Accessoires optionnels
Optional accessories

Ref. 101 3 01

-  0,34 Kg
- bandeja
plateau
tray





Ref. 101 3 02

- division galvanizada
séparation galvanisé
galvanized division




SERIE 102


Ref. 102 3

-  8.2 L
 -  9,2 Kg
 -  4 u.
- 440 x 390 x 390 mm
3x Ref. 102 3 01




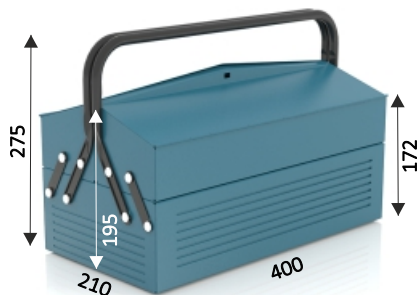
Ref. 102 7

-  24.4 L
 -  21,5 Kg
 -  4 u.
- 645 x 535 x 525 mm
1x Ref. 102 7 01
1x Ref. CP A 06
1x Ref. CP A 07



Ref. 102 5

-  15.5 L
 -  14 Kg
 -  4 u.
- 570 x 455 x 460 mm
1x Ref. 102 7 01
1x Ref. CP A 00
1x Ref. 200 2 02
1x Ref. CP A 02

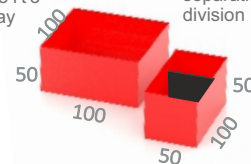


Accesorios opcionales
Accessoires optionnels
Optional accessories

- Ref. 102 3 01
- Ref. 102 5 01
- Ref. 102 7 01
- division galvanizada
séparation galvanisé
galvanized division




- Ref. CP A 02
cubeta
boîte
tray


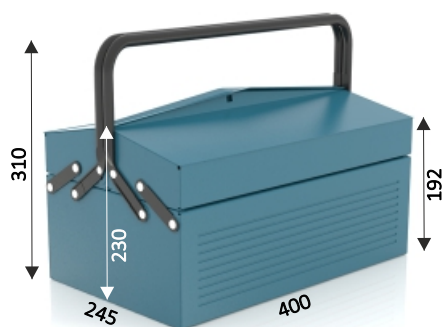
- Ref. 200 2 02
división
séparation
division




- Ref. CP A 00
cubeta
boîte
tray

Ref. 102 5 1

-  14.9 L
 -  17 Kg
 -  4 u.
- 640 x 465 x 520 mm
3x SERIE 102 5 01
1x SERIE CP A 06
1x SERIE CP A 07

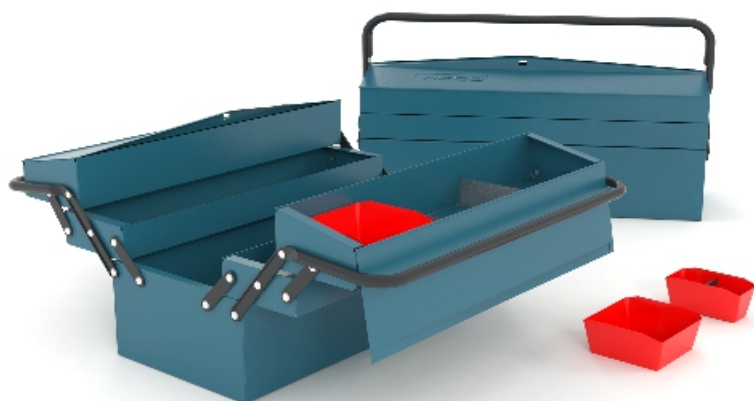


- Ref. CP A 07
cubeta
boîte
tray



- Ref. CP A 06
cubeta
boîte
tray


SERIE 108



e 0.6 mm

Accesorios opcionales
Accessoires optionnels
Optional accessories

Ref. 108 0 01
cubeta
boîte
tray



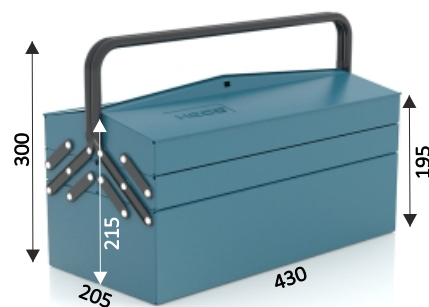
Ref. 200 2 02
división
séparation
division

Ref. 102 5 01
division galvanizada
séparation galvanisé
galvanized division

Ref. 108 0 02
cubeta
boîte
tray

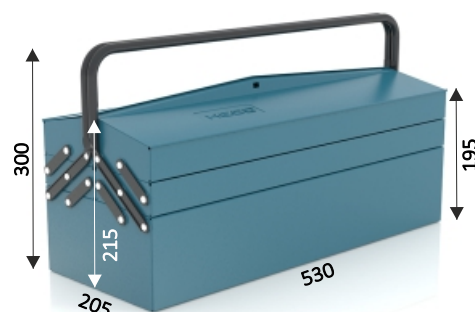
Ref. 108 5

- 16.4 L
- 19 Kg
- 4 u.
- 625 x 490 x 440 mm
- 5x Ref. 102 5 01
- 1x Ref. 108 0 01
- 1x Ref. 108 0 02




Ref. 108 7

- 20.2 L
- 23 Kg
- 4 u.
- 630 x 590 x 430 mm
- 5x Ref. 102 5 01
- 1x Ref. 108 0 01
- 1x Ref. 108 0 02
- Ref. 200 2 02**



SERIE 138

40
KG



Accesorios opcionales
Accessoires optionnels
Optional accessories


bandejas
plateaux
trays



Asas abatibles a ambos lados.
Poignées rabattable des deux côtés.
Folding handles on both sides.


Ref. 138 1

- 28.1 L
- 14,5 Kg
- 0.8 mm
- 2 u.
- 475 x 310 x 520 mm
- Ref. 138 1 B**
- 304 x 222 x 40 mm



Ref. 138 2


- 33.1 L
- 16 Kg
- 0.8 mm
- 2 u.
- 555 x 300 x 535 mm
- Ref. 138 2 B**
- 384 x 222 x 40 mm



SERIE 138


Ref. 138 3

38.1 L
 18 Kg
 0.8 mm
 2 u.
 640 x 300 x 535 mm
Ref. 138 3 B
 464 x 222 x 40 mm



Ref. 138 4

44.6 L
 19 Kg
 0.8 mm
 2 u.
 560 x 340 x 610 mm
Ref. 138 4 B
 262 x 384 x 40 mm




Ref. 138 5

54.7 L
 22 Kg
 1 mm
 2 u.
 680 x 325 x 610 mm
Ref. 138 5 B
 504 x 262 x 40 mm




Ref. 138 6

64.8 L
 25 Kg
 1 mm
 2 u.
 800 x 320 x 605 mm
Ref. 138 6 B
 624 x 262 x 40 mm




Ref. 138 7

61.5 L
 24,6 Kg
 1 mm
 2 u.
 600 x 380 x 690 mm
Ref. 138 7 B
 419 x 302 x 40 mm




Ref. 138 8

74.6 L
 28,5 Kg
 1 mm
 2 u.
 730 x 380 x 710 mm
Ref. 138 8 B
 539 x 302 x 40 mm




Ref. 138 9

87.7 L
 32,7 Kg
 1 mm
 2 u.
 830 x 370 x 700 mm
Ref. 138 9 B
 659 x 302 x 40 mm




Ref. 138 11

114.3 L
 19,8 Kg
 1 mm
 1 u.
 860 x 720 x 405 mm
Ref. 138 11 B
 689 x 342 x 40 mm




Ref. 138 13

200 L
 27,5 Kg
 1 mm
 1 u.
 835 x 535 x 525 mm
Ref. 138 13 B
 654 x 470 x 40 mm




Ref. 138 14

250 L
 27,5 Kg
 1 mm
 1 u.
 1025 x 530 x 520 mm
Ref. 138 14 B
 854 x 470 x 40 mm




Ref. 138 20

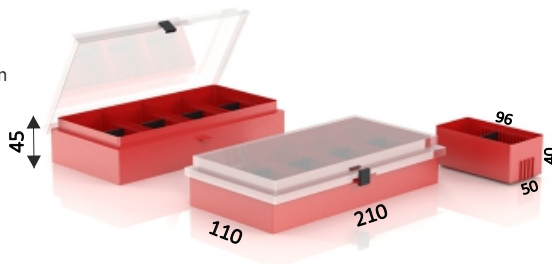
236.9 L
 37,5 Kg
 1.2 mm
 1 u.
 1420 x 520 x 400 mm
Ref. 138 20 B
 1254 x 440 x 40 mm






SERIE 200

Ref. 200 2

-  3,6 Kg
-  12 u.
-  17 L
- 240 x 230 x 310 mm
- 4x Ref. 200 2 01
- 4x Ref. 200 2 02






Ref. 201 3

-  11,8 Kg
-  12 u.
-  96 L
- 510 x 350 x 540 mm






Ref. 203 1

-  10,7 Kg
-  6 u.
-  116 L
- 455 x 455 x 560 mm



CONSULTAR DISPONIBILIDAD Hasta fin de existencias
VÉRIFIER LA DISPONIBILITÉ Jusqu'à épuisement du stock
CHECK AVAILABILITY Until end of stock


SERIE 205

-  74 l
-  32,42 Kg
-  700 x 550 x 550 mm



 RAL 3020






SERIE 115



SERIE 119



SERIE 143



SERIE 122



SERIE 123




SERIE 135



accesorios
accessoires
accessories


Zócalo
Socle
Stand



Base con ruedas
Socle avec roues
Wheeled stand




Bastidor portaconos
Châssis porte-cônes
Tool holder frame




Ref. CE P 1



 Cierre electrónico
Verrou électronique
Electronic locking

Suplemento encimera
Supplément plan de travail
Worktop supplement




Los cajones no incluyen divisiones.
Les tiroirs n'incluent pas les séparations.
Divisions for drawers no included.




Para colores no estándar hay coste adicional (consultar condiciones).
Pour les couleurs non standard il y a un coût supplémentaire (consulter les conditions).
For non-standard colours there is an additional cost (consult conditions).




información
information
information



Sistema antivuelco.
Système anti-renversement.
Anti-roll system.



GS Apertura 90%.
Ouverture 90%.
90% opening.



GT Apertura 100%.
Ouverture 100%.
100% opening.

Guías simples o telescópicas.
Glissières simples ou télescopiques.
Simple or telescopic slides.

BE Bandeja extraíble con GS o GT según cajones.
Plateau amovible avec GS ou GT selon les tiroirs.
Removable tray with GS or GT according to drawers.



Cierre centralizado.
Verrouillage centralisé.
Central locking.


- ES**
- Gran variedad de medidas y configuraciones.
 - Diseño robusto y resistente.
 - Cierre centralizado.
 - Sistema antivuelco.
 - Asas de aluminio con portaetiquetas.
 - Cajones ranurados con separadores para la clasificación.
 - Cierre electrónico. Sistema RFID opcional.
 - Plazo de entrega 10 días laborables.
 - Color estándar azul martelé posibilidad colores en opción.

- FR**
- Grande variété de tailles et configurations.
 - Conception robuste et résistante.
 - Verrouillage centralisé.
 - Système anti-renversement.
 - Poignées en aluminium avec porte-étiquettes.
 - Tiroirs rainurés avec séparateurs pour la classification.
 - Système RFID en option.
 - Délai de livraison 10 jours ouvrables.
 - Couleur standard bleu martelé possibilité teintes en option.

- EN**
- Wide range of sizes and configurations.
 - Strong and resistant design.
 - Central locking.
 - Anti-roll system.
 - Aluminum handles with label holders.
 - Grooved drawers with dividers.
 - Optional RFID system.
 - Delivery time 10 working days.
 - Standard colour hammered blue possibility optional colours.



SERIE 115

Cierre centralizado.
Verrouillage centralisé.
Central locking.



Accesorios opcionales
Accessoires optionnels
Optional accessories

Sistema antivuelco.
Système anti-renversement.
Anti-roll system.





Ref. 115 4

Ref. 115 2

Ref. 115 1

Guías simples o telescópicas.
Glissières simples ou télescopiques.
Simple or telescopic slides.



GS Apertura 90%.
Ouverture 90%.
90% opening.

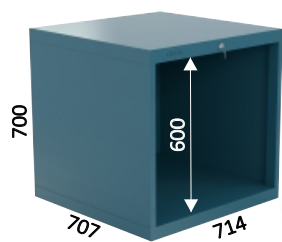
GT Apertura 100%.
Ouverture 100%.
100% opening.

BE

Bandeja extraíble con GS o GT según cajones.
Plateau coulissant avec GS ou GT selon les tiroirs.
Removable tray with GS or GT according to drawers.

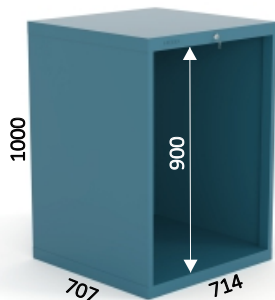
Ref. 115 4

Ref. 115 1



42 Kg
750 x 750 x 900 mm

Ref. 115 2




49 Kg
750 x 750 x 1200 mm

1400




56 Kg
750 x 750 x 1600 mm


Ref. 115 Z
3,8 Kg



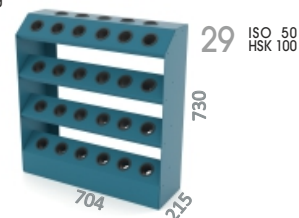
Ref. 115 S M
18,7 Kg



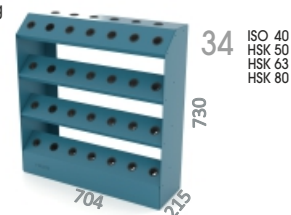
Ref. 115 S E
7 Kg



Ref. 115 B ISO 50
Ref. 115 B HSK 100
22 Kg



Ref. 115 B ISO 40
Ref. 115 B HSK 50
Ref. 115 B HSK 63
Ref. 115 B HSK 80
22 Kg



Ref. CE P 1



REF. CE P 1
REF. CE P 1 TM
REF. CE P 1 TU



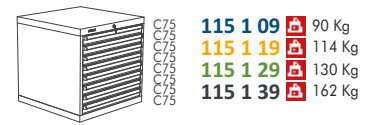
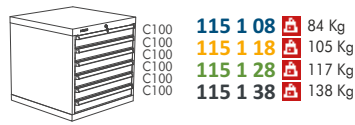
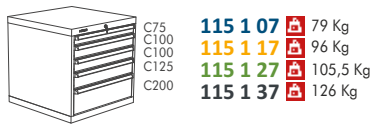
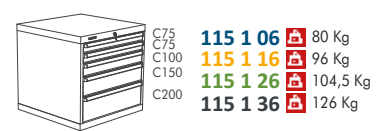
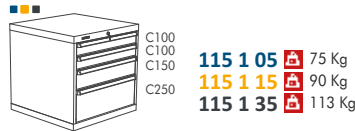
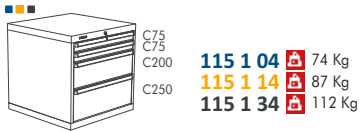
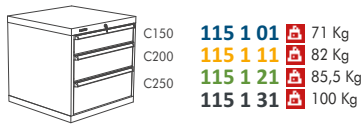
Cierre electrónico
Verrou électronique
Electronic locking




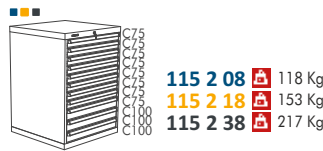
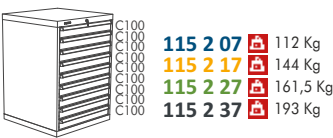
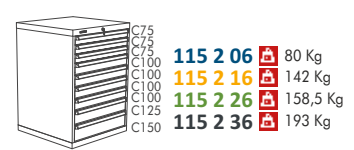
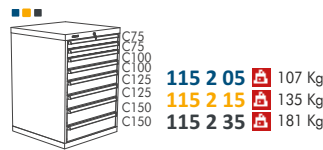
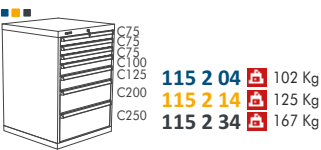
Cajones / Tiroirs / Drawers

	GT 50	GS 100	GT 100	GT 200	GT 200	
C=75	● 115 T50 C75 6Kg	● 115 S100 C75 9Kg	● 115 T100 C75 11Kg	● 115 T200 C75 15Kg	25 PORTACONOS 25 PORTE-CÔNES 25 TOOL HOLDER	
C=100	● 115 T50 C100 7Kg	● 115 S100 C100 10,5Kg	● 115 T100 C100 12,5Kg	● 115 T200 C100 16Kg		
C=125	● 115 T50 C125 7,5Kg	● 115 S100 C125 11Kg	● 115 T100 C125 13Kg	● 115 T200 C125 17Kg		
C=150	● 115 T50 C150 8,5Kg	● 115 S100 C150 12,5Kg	● 115 T100 C150 13,5Kg	● 115 T200 C150 18Kg		
C=200	● 115 T50 C200 9,5Kg	● 115 S100 C200 13Kg	● 115 T100 C200 14,5Kg	● 115 T200 C200 19,5Kg		
C=250	● 115 T50 C250 10,5Kg	● 115 S100 C250 14Kg	● 115 T100 C250 15,5Kg	● 115 T200 C250 20,5Kg		
C=300						● 115 T200 ISO 50
						● 115 T200 HSK 80
						● 115 T200 ISO 40
						● 115 T200 HSK 100 28Kg
	1 mm	1.5 mm	1.5 mm	1.5 mm	1.5 mm	

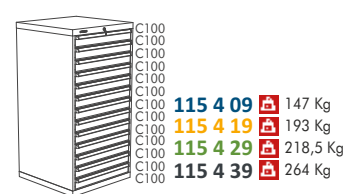

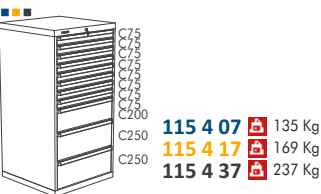
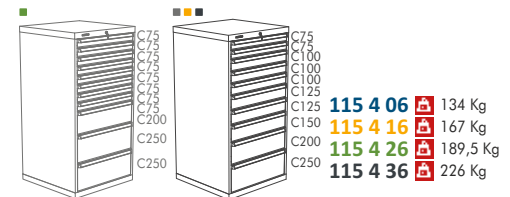
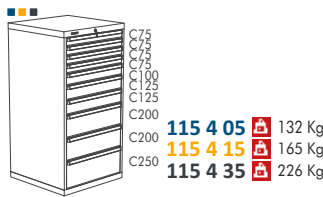
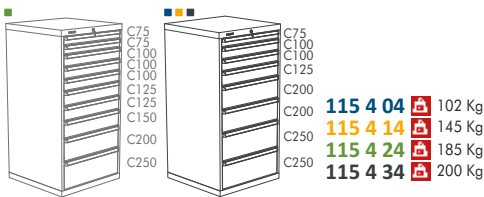
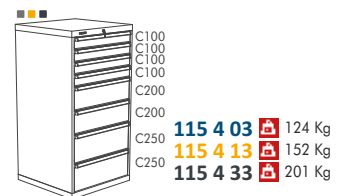
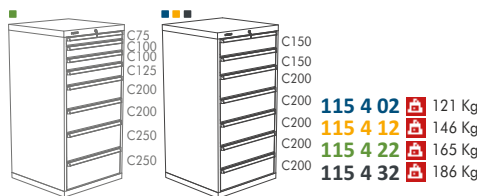
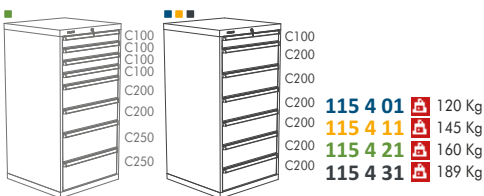
Ref. **115 1**



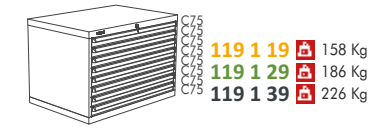
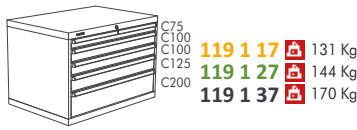
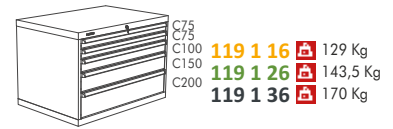
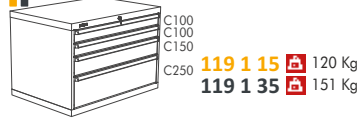
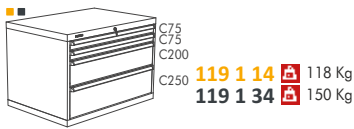

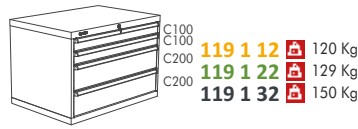
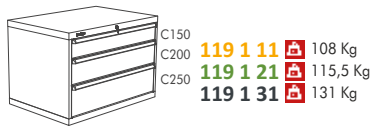
Ref. **115 2**



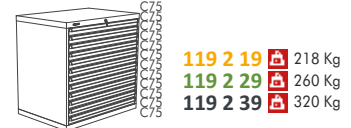
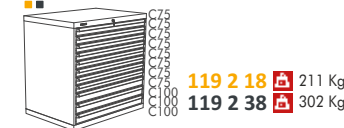
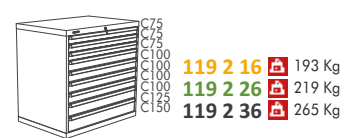
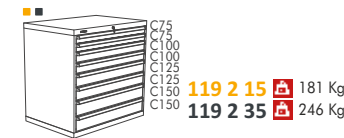
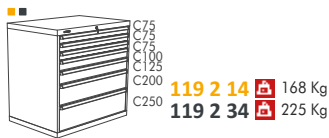
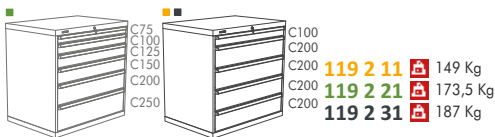
Ref. **115 4**



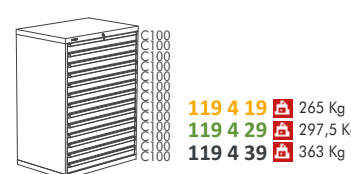
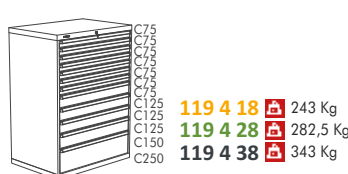
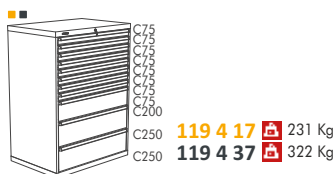
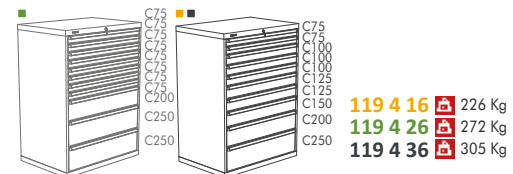
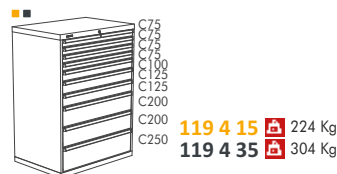
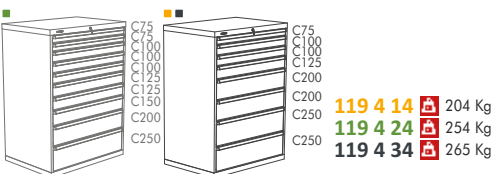
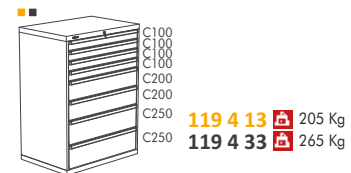
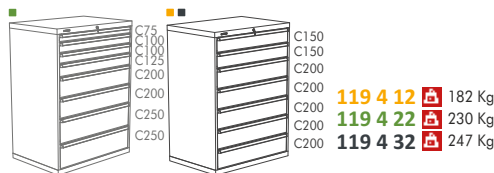
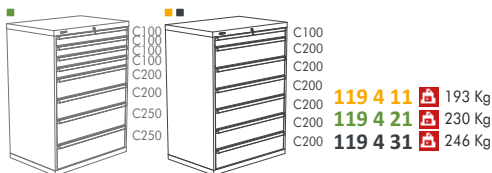
Ref. **119 1**



Ref. **119 2**


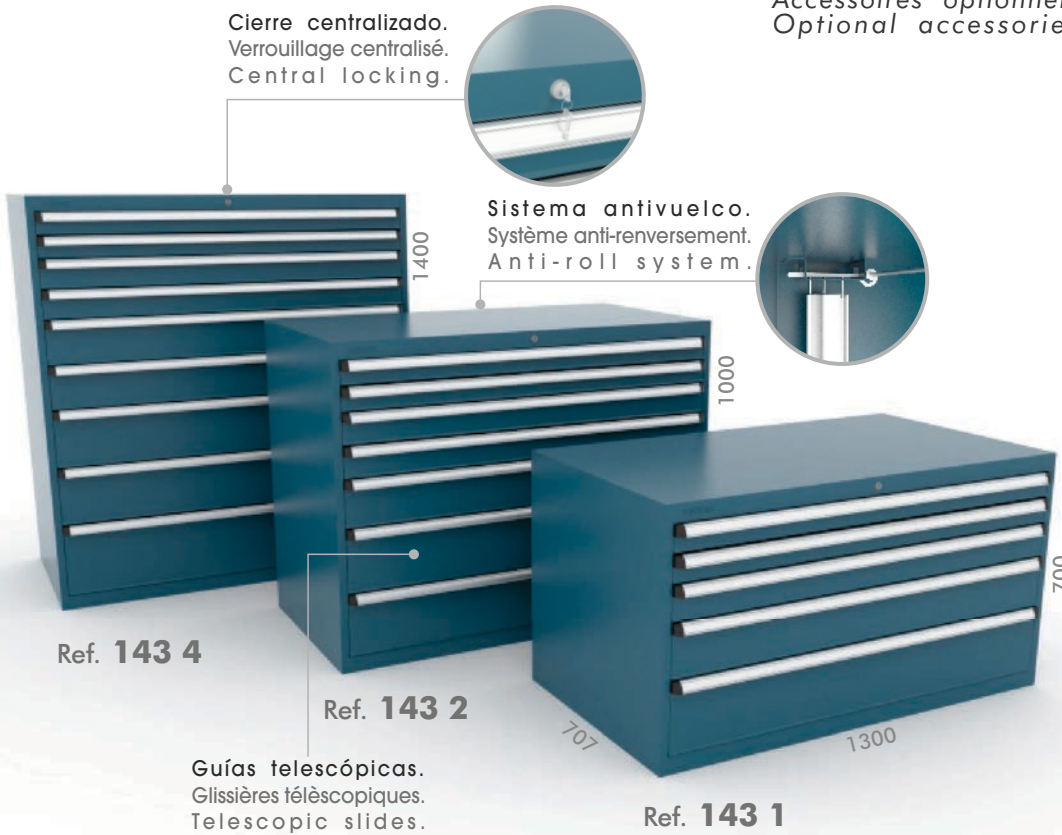


Ref. **119 4**



SERIE 143

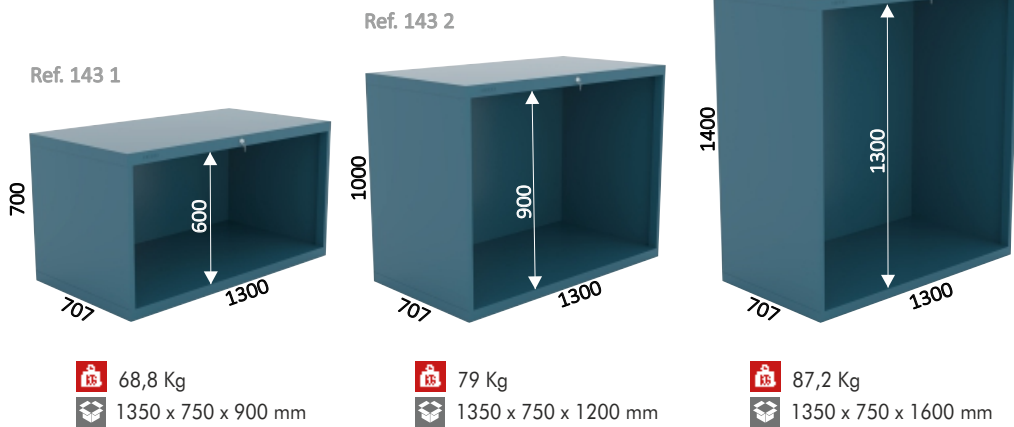
Accesorios opcionales
Accessoires optionnels
Optional accessories




GT Apertura 100%.
Ouverture 100%.
100% opening.

BE Bandeja extraíble con GT.
Plateau coulissant avec GT.
Sliding shelf with GT.


Ref. 143 4




Ref. 143 Z
7,7 Kg



Ref. 143 S M
33 Kg



Ref. 143 S E
13 Kg



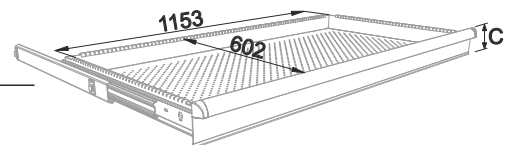
Ref. CE P 1



REF. CE P 1
REF. CE P 1 TM
REF. CE P 1 TU



Cierre electrónico
Verrou électronique
Electronic locking



Cajones / Tiroirs / Drawers

SERIE 143	C=75	●	GT 200	
			143 T200 C75	27,4Kg
	C=100	●	143 T200 C100	28,7Kg
	C=125	●	143 T200 C125	30Kg
	C=150	●	143 T200 C150	31,2Kg
	C=200	●	143 T200 C200	32,5Kg
	C=250	●	143 T200 C250	34,4Kg
			1.5 mm	



Los cajones no incluyen divisiones.
Les tiroirs n'incluent pas les séparations.
Divisions for drawers no included.



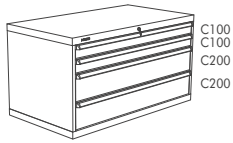
Las divisiones se sirven en acero galvanizado.
Les séparations sont fournies en acier galvanisé.
The divisions are supplied in galvanised steel.

Ref. **143 1**



C150
C200
C250

143 1 31 170 Kg



C100
C100
C200
C200

143 1 32 195 Kg



C150
C150
C150
C150

143 1 33 198 Kg



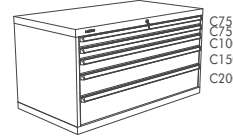
C75
C75
C200
C250

143 1 34 195 Kg



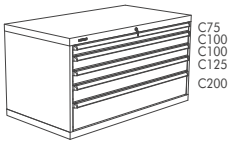
C100
C100
C150
C250

143 1 35 196 Kg



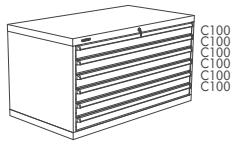
C75
C75
C100
C150
C200

143 1 36 221 Kg



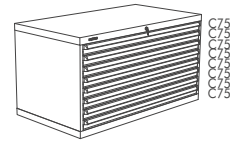
C75
C100
C100
C125
C200

143 1 37 221 Kg



C100
C100
C100
C100
C100
C100

143 1 38 246 Kg



C75
C75
C75
C75
C75
C75

143 1 39 294 Kg

Ref. **143 2**



C100
C200
C200
C200
C200

143 2 31 243 Kg



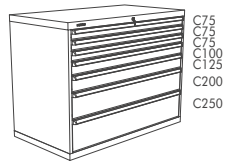
C75
C100
C125
C150
C200
C250

143 2 32 266 Kg



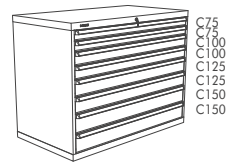
C150
C150
C150
C150
C150

143 2 33 272 Kg



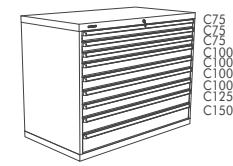
C75
C75
C75
C100
C125
C200
C250

143 2 34 293 Kg



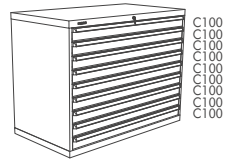
C75
C100
C100
C125
C125
C150
C150

143 2 35 320 Kg



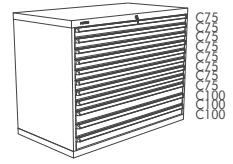
C75
C75
C75
C100
C100
C100
C125
C150

143 2 36 345 Kg



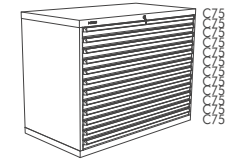
C100
C100
C100
C100
C100
C100
C100
C100

143 2 37 321 Kg



C75
C75
C75
C75
C75
C75
C75
C75
C75
C75
C100

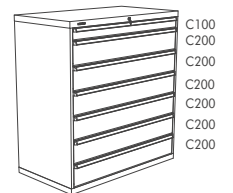
143 2 38 393 Kg



C75
C75
C75
C75
C75
C75
C75
C75
C75
C75

143 2 39 416 Kg

Ref. **143 4**



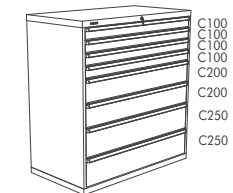
C100
C200
C200
C200
C200
C200

143 4 31 320 Kg



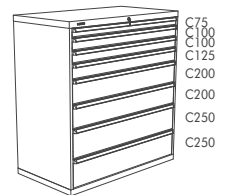
C150
C150
C200
C200
C200
C200
C200

143 4 32 322 Kg



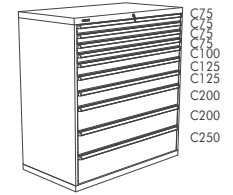
C100
C100
C100
C200
C200
C250
C250

143 4 33 345 Kg



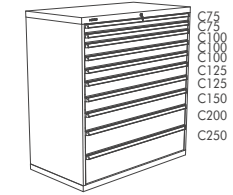
C75
C100
C100
C125
C200
C250
C250

143 4 34 345 Kg



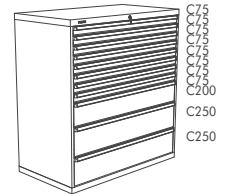
C75
C75
C75
C100
C125
C125
C200
C200
C250

143 4 35 395 Kg



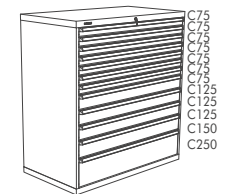
C75
C100
C100
C100
C125
C150
C200
C250

143 4 36 397 Kg



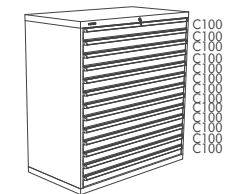
C75
C75
C75
C75
C75
C75
C200
C250

143 4 37 419 Kg



C75
C75
C75
C75
C75
C75
C75
C125
C125
C150
C250


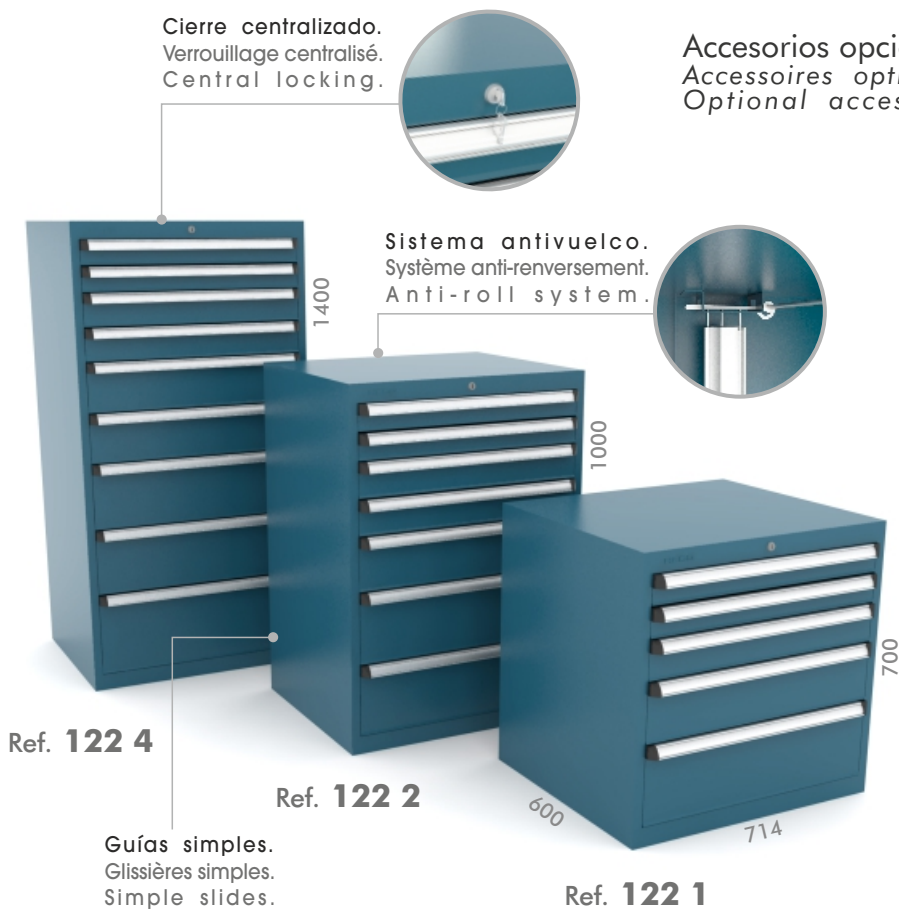
143 4 38 446 Kg



C100
C100
C100
C100
C100
C100
C100
C100
C100

143 4 39 472 Kg

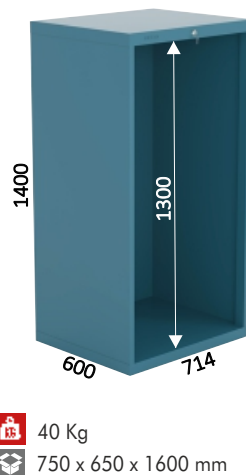
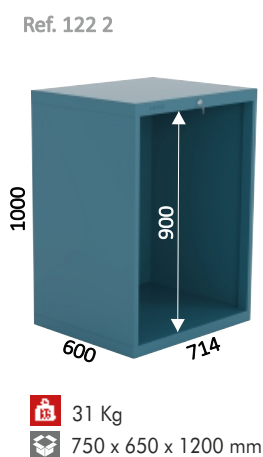
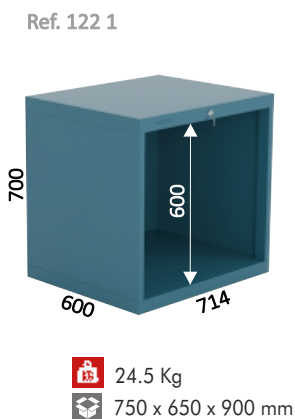
SERIE 122



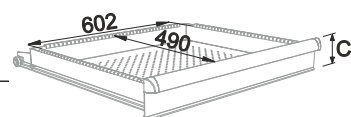
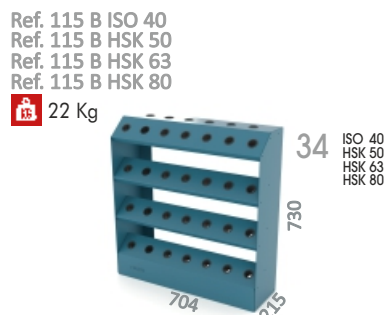
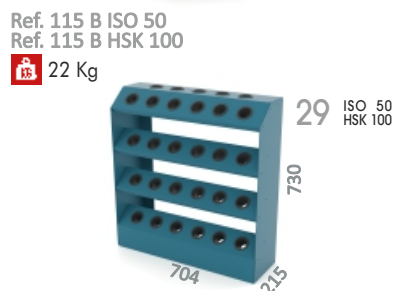


GS Apertura 90%.
Ouverture 90%.
90% opening.

BE Bandeja extraíble con GS.
Plateau coulissant avec GS.
Sliding shelf with GS.

Ref. 122 4



Accesorios opcionales
Accessoires optionnels
Optional accessories



Cajones / Tiroirs / Drawers

SERIE 122	C	●	GS 100	
			●	●
	C=75	●	122 S100 C75	7,5Kg
	C=100	●	122 S100 C100	8Kg
	C=125	●	122 S100 C125	8,5Kg
	C=150	●	122 S100 C150	9Kg
	C=200	●	122 S100 C200	10Kg
	C=250	●	122 S100 C250	11Kg
		■	1.2 mm	

Los cajones no incluyen divisiones.
Les tiroirs n'incluent pas les séparations.
Divisions for drawers no included.

Los divisiones se sirven en acero galvanizado.
Les séparations sont fournies en acier galvanisé.
The divisions are supplied in galvanised steel.

Ref. **122 1**



C150
C200
C250

122 1 11 54,5 Kg



C100
C100
C200
C200

122 1 12 60,5 Kg



C150
C150
C150
C150

122 1 13 60,5 Kg



C75
C75
C200
C250

122 1 14 60,5 Kg



C100
C100
C150
C250

122 1 15 60,5 Kg



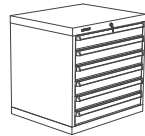
C75
C75
C100
C150
C200

122 1 16 66,5 Kg



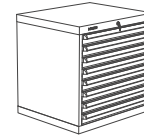
C75
C100
C100
C125
C200

122 1 17 66,5 Kg



C100
C100
C100
C100
C100
C100

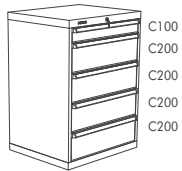
122 1 18 72,5 Kg



C75
C75
C75
C75
C75
C75
C75
C75
C75
C75

122 1 19 84,5 Kg

Ref. **122 2**



C100
C200
C200
C200
C200
C200

122 2 11 84,5 Kg



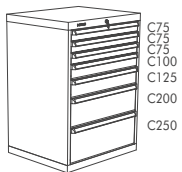
C75
C100
C125
C150
C200
C250

122 2 12 91 Kg



C150
C150
C150
C150
C150
C150

122 2 13 91 Kg



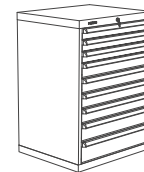
C75
C75
C100
C125
C200
C250

122 2 14 97 Kg



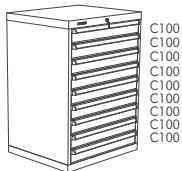
C75
C100
C100
C125
C150
C150

122 2 15 103 Kg



C75
C75
C100
C100
C100
C100
C125
C150

122 2 16 103 Kg



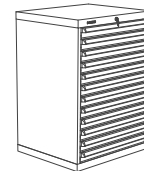
C100
C100
C100
C100
C100
C100
C100
C100
C100
C100

122 2 17 109 Kg



C75
C75
C75
C75
C75
C75
C75
C75
C100
C100
C100

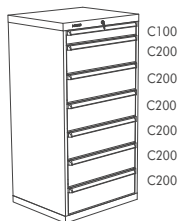
122 2 18 121 Kg



C75
C75
C75
C75
C75
C75
C75
C75
C75
C75
C75
C75

122 2 19 127 Kg

Ref. **122 4**




C100
C200
C200
C200
C200
C200
C200
C200

122 4 11 114 Kg



C150
C150
C200
C200
C200
C200
C200
C200

122 4 12 114 Kg



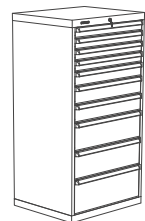
C100
C100
C100
C100
C200
C200
C250
C250

122 4 13 120 Kg



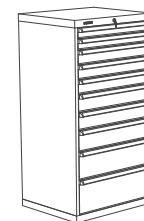
C75
C100
C100
C125
C200
C200
C250
C250

122 4 14 121 Kg



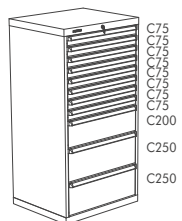
C75
C75
C75
C100
C125
C200
C200
C250

122 4 15 132,5 Kg




C75
C75
C100
C100
C125
C125
C150
C200
C250

122 4 16 126 Kg



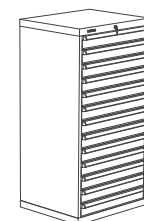
C75
C75
C75
C75
C75
C75
C75
C75
C200
C250
C250

122 4 17 138 Kg



C75
C75
C75
C75
C75
C75
C75
C75
C125
C125
C150
C250

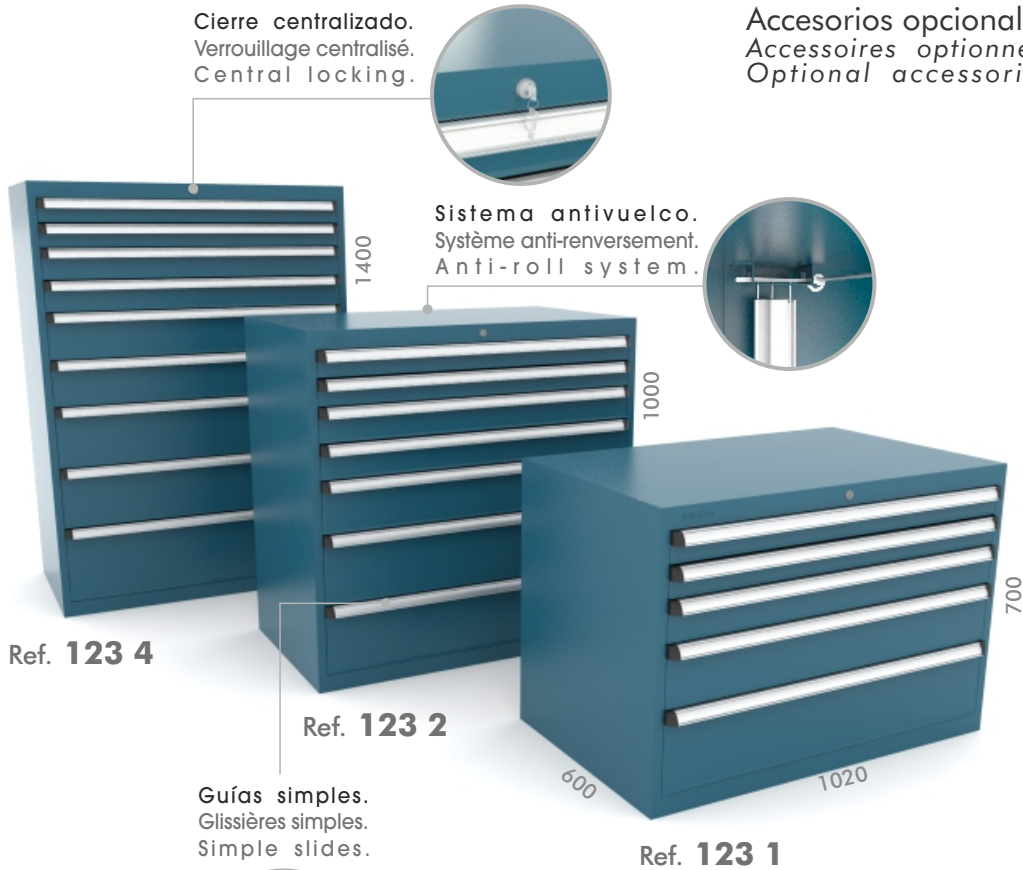
122 4 18 144 Kg



C100
C100
C100
C100
C100
C100
C100
C100
C100
C100
C100
C100


122 4 19 150 Kg

SERIE 123




Accesorios opcionales
Accessoires optionnels
Optional accessories


Ref. 123 Z
5,1 Kg




Ref. 123 S M
21,3 Kg




Ref. 123 S E
8,5 Kg



Ref. 119 B ISO 50
Ref. 119 B HSK 100
30 Kg



Ref. 119 B ISO 40
Ref. 119 B HSK 50
Ref. 119 B HSK 63
Ref. 119 B HSK 80
30 Kg




REF. CE P 1
REF. CE P 1 TM
REF. CE P 1 TU



Cierre electrónico
Verrou électronique
Electronic locking

Guías simples.
Glissières simples.
Simple slides.

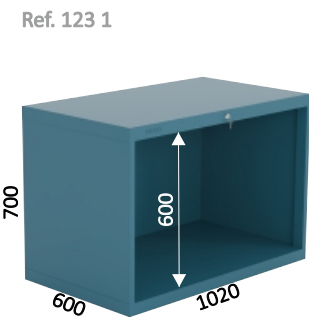


GS Apertura 90%.
Ouverture 90%.
90% opening.

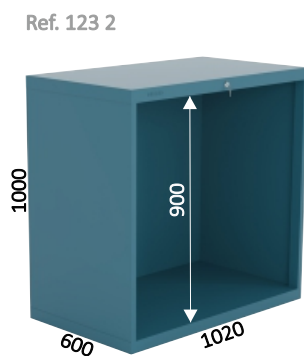
BE Bandeja extraíble con GS.
Plateau coulissant avec GS.
Removable tray with GS.

Ref. 123 1

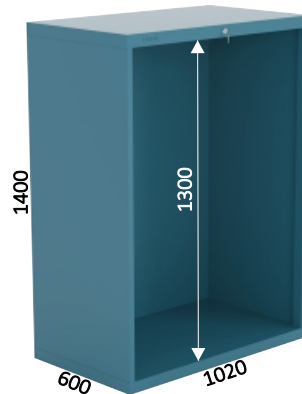
Ref. 123 4



48 Kg
1100 x 650 x 900 mm



54 Kg
1100 x 650 x 1200 mm



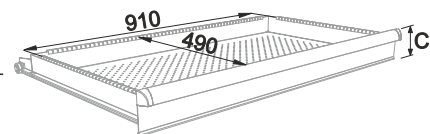
62 Kg
1100 x 650 x 1600 mm

Cajones / Tiroirs / Drawers

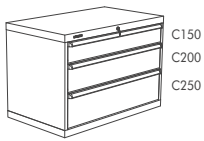
SERIE 123	C=75	●	GS 100	
			123 S100 C75	9,5Kg
	C=100	●	123 S100 C100	10,5Kg
	C=125	●	123 S100 C125	11Kg
	C=150	●	123 S100 C150	11,5Kg
	C=200	●	123 S100 C200	13Kg
	C=250	●	123 S100 C250	14,5Kg
			1.2 mm	

Los cajones no incluyen divisiones.
Les tiroirs n'incluent pas les séparations.
Divisions for drawers no included.

Las divisiones se sirven en acero galvanizado.
Les séparations sont fournies en acier galvanisé.
The divisions are supplied in galvanised steel.

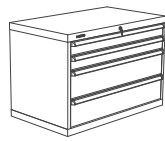


Ref. **123 1**



C150
C200
C250

123 1 11 87 Kg



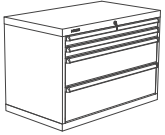
C100
C100
C200
C200

123 1 12 95 Kg



C150
C150
C150
C150

123 1 13 94 Kg



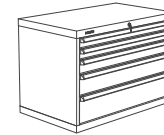
C75
C75
C200
C250

123 1 14 94,5 Kg



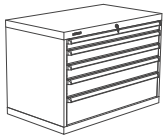
C100
C100
C150
C250

123 1 15 95 Kg



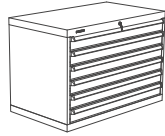
C75
C75
C100
C150
C200

123 1 16 102 Kg



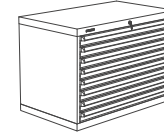
C75
C100
C100
C125
C200

123 1 17 102,5 Kg



C100
C100
C100
C100
C100
C100
C100

123 1 18 111 Kg



C75
C75
C75
C75
C75
C75
C75
C75

123 1 19 124 Kg

Ref. **123 2**



C100
C200
C200
C200
C200

123 2 11 105,5 Kg



C75
C100
C125
C150
C200
C250

123 2 12 113 Kg



C150
C150
C150
C150
C150
C150

123 2 13 112 Kg



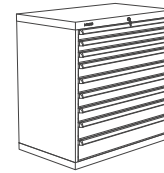
C75
C75
C75
C100
C125
C200
C250

123 2 14 120,5 Kg



C75
C100
C100
C125
C150
C150
C150

123 2 15 128 Kg



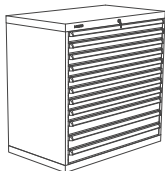
C75
C75
C75
C100
C100
C100
C125
C150
C150

123 2 16 136 Kg



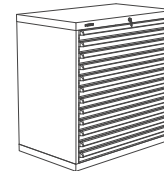
C100
C100
C100
C100
C100
C100
C100
C100
C100
C100

123 2 17 137,5 Kg



C75
C75
C75
C75
C75
C75
C75
C75
C75
C100
C100
C100

123 2 18 150,5 Kg



C75
C75
C75
C75
C75
C75
C75
C75
C75
C75
C75

123 2 19 157 Kg

Ref. **123 4**



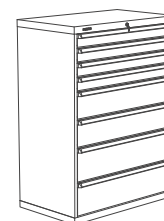
C100
C200
C200
C200
C200
C200
C200
C200

123 4 11 142,5 Kg



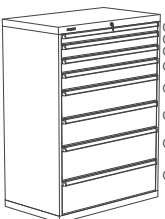
C150
C150
C200
C200
C200
C200
C200

123 4 12 142 Kg



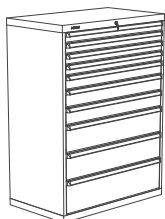
C100
C100
C100
C100
C200
C200
C250
C250

123 4 13 151 Kg



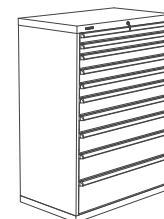
C75
C100
C100
C125
C200
C200
C250
C250

123 4 14 150,5 Kg



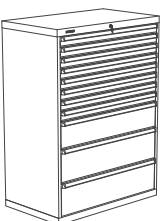
C75
C75
C75
C75
C100
C125
C125
C200
C200
C250

123 4 15 165 Kg



C75
C75
C100
C100
C100
C125
C125
C150
C200
C250

123 4 16 155 Kg



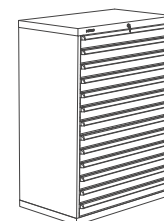
C75
C75
C75
C75
C75
C75
C200
C250
C250

123 4 17 172 Kg



C75
C75
C75
C75
C75
C75
C75
C125
C125
C125
C150
C250

123 4 18 179,5 Kg

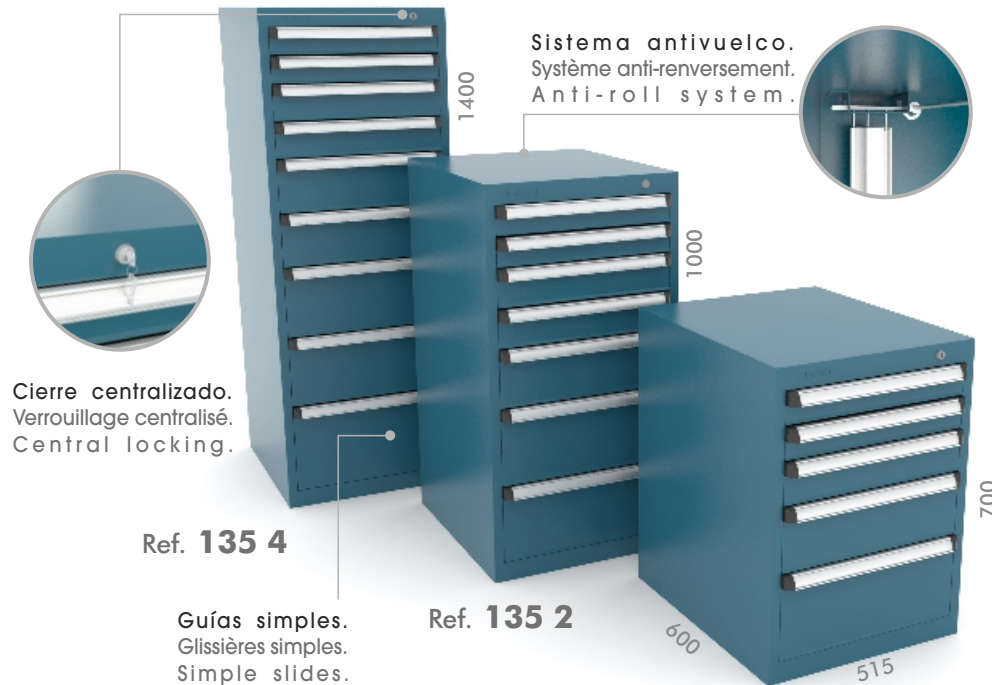


C100
C100
C100
C100
C100
C100
C100
C100
C100
C100
C100
C100

123 4 19 177,5 Kg

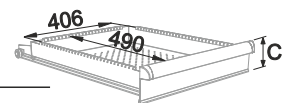
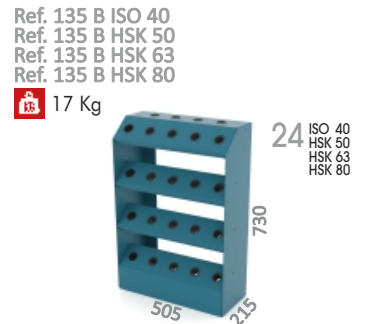
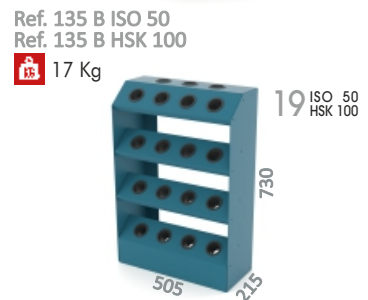



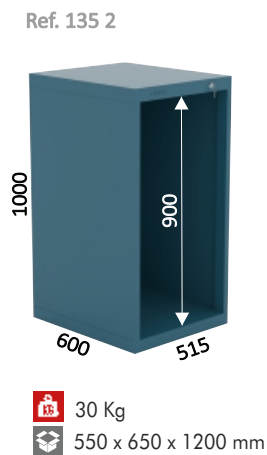
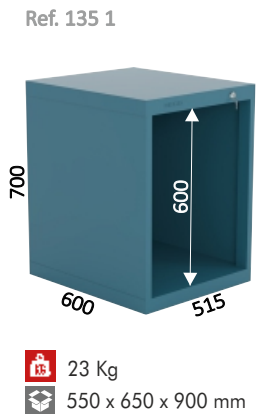
SERIE 135

Accesorios opcionales
Accessoires optionnels
Optional accessories



BE Bandeja extraíble con GS.
Plateau coulissant avec GS.
Removable tray with GS.

GS Apertura 90%.
Ouverture 90%.
90% opening.



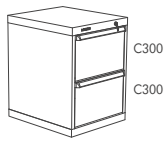
Cajones / Tiroirs / Drawers

SERIE 135	C=75	●	135 S100 C75	6,5Kg	GS 100	●	135 S100 C100	7Kg	GS 100	●	135 S100 C125	7,5Kg	●	135 S100 C150	8Kg	●	135 S100 C200	8,5Kg	●	135 S100 C250	9,5Kg	●	135 S100 C300	10,5Kg	●	135 S100 ISO 40	●	135 S100 HSK 50	●	135 S100 HSK 63	●	135 S100 HSK 80	●	135 S100 ISO 50	●	135 S100 HSK 100	10,5Kg
12 PORTACONOS 12 PORTE-CÔNES 12 TOOL HOLDER																																					

Los cajones no incluyen divisiones.
Les tiroirs n'incluent pas les séparations.
Divisions for drawers no included.

Los divisiones se sirven en acero galvanizado.
Les séparations sont fournies en acier galvanisé.
The divisions are supplied in galvanised steel.

Ref. **135 1**



C300
C300

135 1 11 44 Kg



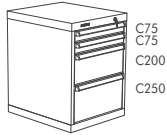
C75
C100
C125
C300

135 1 12 54,5 Kg



C150
C150
C150
C150

135 1 13 55 Kg



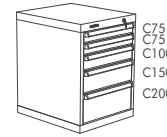
C75
C75
C200
C250

135 1 14 54 Kg



C100
C100
C150
C250

135 1 15 54,5 Kg



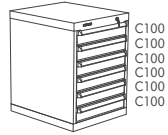
C75
C75
C100
C150
C200

135 1 16 59,5 Kg



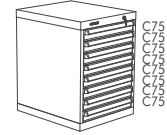
C75
C100
C100
C125
C200

135 1 17 59,5 Kg



C100
C100
C100
C100
C100
C100

135 1 18 65 Kg



C75
C75
C75
C75
C75
C75
C75

135 1 19 75 Kg

Ref. **135 2**



C100
C200
C200
C200
C200
C200

135 2 11 71 Kg



C75
C100
C125
C150
C200
C250

135 2 12 77 Kg



C150
C150
C150
C150
C150
C150

135 2 13 78 Kg



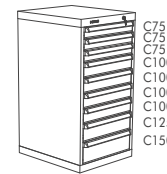
C75
C75
C100
C125
C200
C250

135 2 14 82 Kg



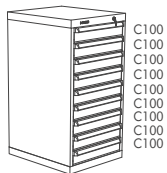
C75
C75
C100
C100
C125
C125
C150
C150

135 2 15 88 Kg



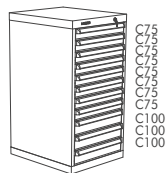
C75
C75
C75
C100
C100
C100
C125
C150

135 2 16 93 Kg



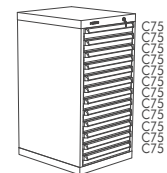
C100
C100
C100
C100
C100
C100
C100
C100

135 2 17 93 Kg



C75
C75
C75
C75
C75
C75
C75
C100
C100
C100

135 2 18 103 Kg



C75
C75
C75
C75
C75
C75
C75
C75
C75
C75

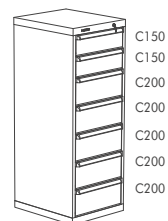
135 2 19 108 Kg

Ref. **135 4**



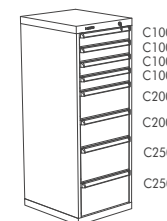
C100
C200
C200
C200
C200
C200
C200
C200

135 4 11 97,5 Kg



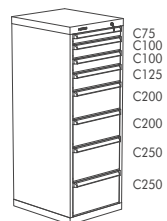
C150
C150
C200
C200
C200
C200
C200

135 4 12 98 Kg



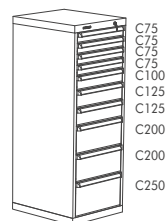
C100
C100
C100
C100
C200
C200
C250
C250

135 4 13 103,5 Kg



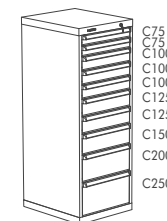
C75
C100
C100
C125
C200
C200
C250
C250

135 4 14 103,5 Kg



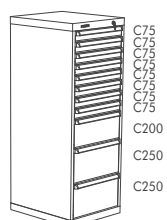
C75
C75
C75
C75
C100
C125
C125
C200
C200
C250

135 4 15 114 Kg



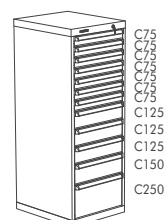
C75
C75
C100
C100
C100
C125
C125
C150
C200
C250

135 4 16 114,5 Kg



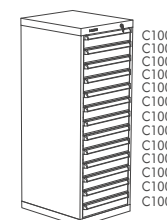
C75
C75
C75
C75
C75
C75
C75
C200
C250
C250

135 4 17 119 Kg



C75
C75
C75
C75
C75
C75
C125
C125
C125
C150
C250


135 4 18 125 Kg




C100
C100
C100
C100
C100
C100
C100
C100
C100
C100
C100

135 4 19 130,5 Kg

SERIE 136 2




Cierre centralizado.
Verrouillage centralisé.
Central locking.



Guías simples.
Glissières simples.
Simple slides.

GS Apertura 90%.
Ouverture 90%.
90% opening.



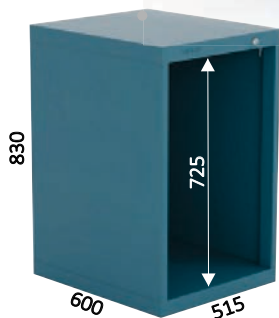
Sistema antivuelco.
Système anti-renversement.
Anti-roll system.



Ref. **136 2 1**



Ref. **136 2 2**



Gama de productos
Gamme de produits
Product range

SERIE 136 2

- 25 Kg
- 550 x 650 x 900 mm



Ref. **136 2 1**

62 Kg



Ref. **136 2 2**

67 Kg

Accesorios opcionales
Accessoires optionnels
Optional accessories

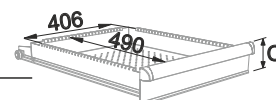
Ref. CE P 1



REF. CE P 1
REF. CE P 1 TM
REF. CE P 1 TU

Cierre electrónico
Verrou électronique
Electronic locking

Cajones / Tiroirs / Drawers



SERIE 136 2	GS	100	136 2 1	GS	100	136 2 2	GS	100	12 PORTACONOS 12 PORTE-CÔNES 12 TOOL HOLDER
	C=50	●			● (x2)				
C=75	●	135 S100 C75	6,5Kg	●	135 S100 C75	6,5Kg			135 S100 ISO 40
C=100	●	135 S100 C100	7Kg	●	135 S100 C100	7Kg			135 S100 HSK 50
C=125	● (x2)	135 S100 C125	7,5Kg	●	135 S100 C125	7,5Kg			135 S100 HSK 63
C=150				●	135 S100 C150	8Kg			135 S100 HSK 80
C=200				●	135 S100 C200	8,5Kg			135 S100 ISO 50
C=250									
C=300	●	135 S100 C300	10,5Kg				●	135 S100 HSK 100	10,5Kg
			1 mm			1 mm			1 mm

Los cajones no incluyen divisiones.
Les tiroirs n'incluent pas les séparations.
Divisions for drawers no included.

Las divisiones se sirven en acero galvanizado.
Les séparations sont fournies en acier galvanisé.
The divisions are supplied in galvanised steel.

SERIE 106

Armario con cajones de reducidas dimensiones (5 o 3 cajones).
Armoire avec tiroirs de dimension réduites (5 ou 3 tiroirs).
Cabinet with drawers of reduced dimension (5 or 3 drawers).

Ref. 106 4 1


 17,21 Kg

Ref. 106 4 2

 19,26 Kg

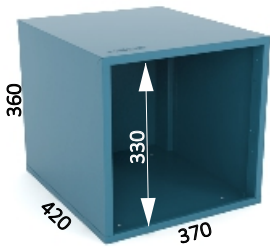
Ref. 106 4 3

 15,90 Kg



Ref. 106 4 4

 14,83 Kg

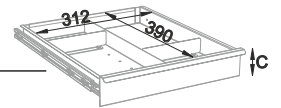
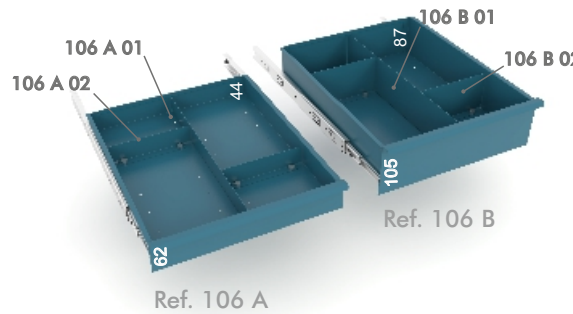


Ref. 106


 6,39 Kg

 400 x 450 x 400 mm

Cajones / Tiroirs / Drawers



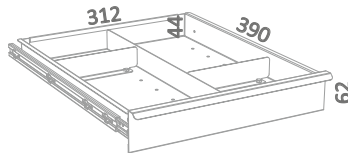
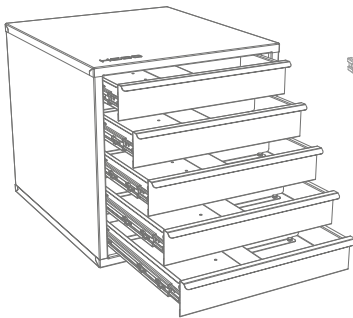
106 A	C=62	4,26 Kg
106 B	C=105	4,42 Kg

GT	15
●	(x5)
●	(x3)
	0.8 mm




Los divisiones se sirven en acero galvanizado.
Les séparations sont fournies en acier galvanisé.
The divisions are supplied in galvanised steel.

Gama de productos / Gamme de produits / Product range



Ref. 106 4 1

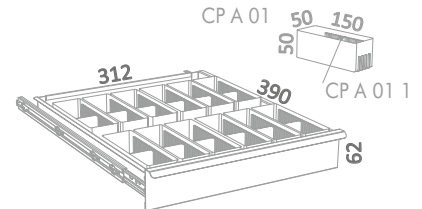
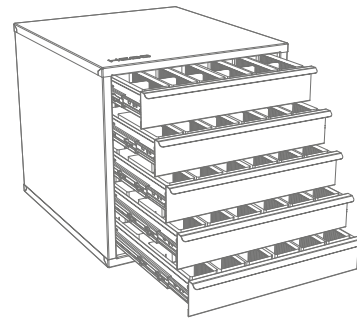
 17,21 Kg

CAJONES
TIROIRS
DRAWERS

106 A x5

DIVISIONES
SÉPARATIONS
DIVISIONS

1u. 106 A 01
2u. 106 A 02



Ref. 106 4 2

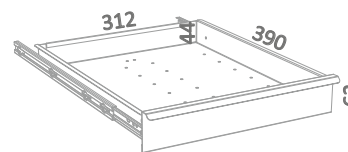
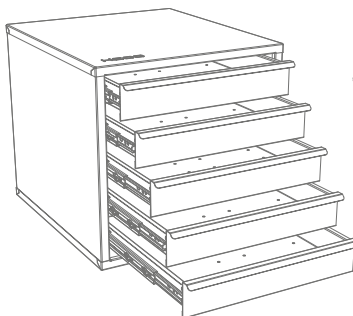
 19,26 Kg

CAJONES
TIROIRS
DRAWERS

106 A x5

CUBETAS
BOÎTES
TRAYS

12u. CP A 01
12u. CP A 01 1

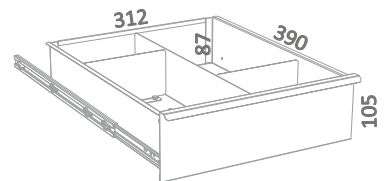
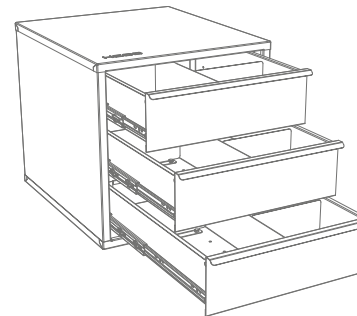


Ref. 106 4 3

 15,90 Kg

CAJONES
TIROIRS
DRAWERS

106 A x5



Ref. 106 4 4

 14,83 Kg

CAJONES
TIROIRS
DRAWERS

106 B x3

DIVISIONES
SÉPARATIONS
DIVISIONS

1u. 106 B 01
2u. 106 B 02

SERIE 400



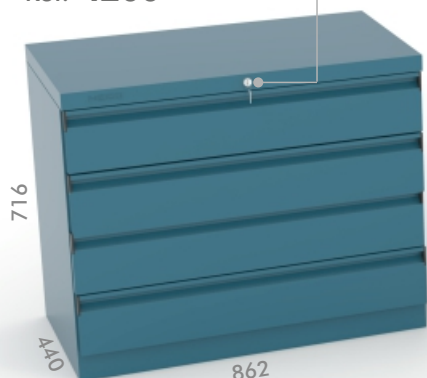
 oficinas
bureaux
offices

 Armarios archivadores.
Armoire à classeurs.
Closets filing cabinets.

Ref. 4400

Ref. 4300

 Cierre centralizado.
Verrouillage centralisé.
Central locking.


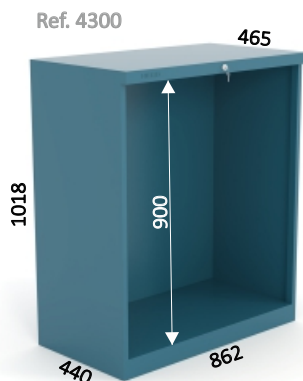
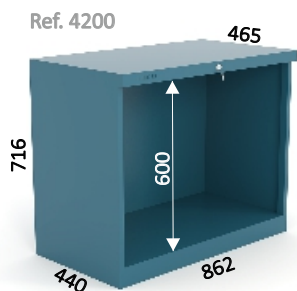
Ref. 4200

 Bloqueo cajones y guías.
Verrouillage des tiroirs et glissières.
Locking drawers and slides.

 Consultar plazo de entrega.
Consulter le délai de livraison.
Check delivery time.

 Soporte para archivadores. Incluidos en serie 400 F.
Support pour classeurs. Inclus dans série 400 F.
Folding - holder. Included at serie 400 F.

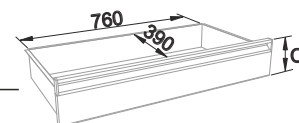
Accesorios opcionales
Accessoires optionnels
Optional accessories
Ref. CE P 1

 REF. CE P 1
REF. CE P 1 TM
REF. CE P 1 TU

 Cierre electrónico
Verrou électronique
Electronic locking

 13,5 Kg
 900 x 500 x 800 mm

 15,5 Kg
 900 x 500 x 1100 mm

 17,8 Kg
 900 x 500 x 1300 mm

Cajones / Tiroirs / Drawers


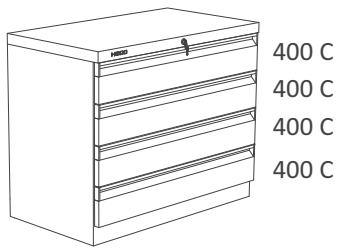
400 C	C=150	6,4 Kg	●
400 F	C=300	11 Kg	●
		0.8 mm	


 Los cajones no incluyen divisiones.
Les tiroirs n'incluent pas les séparations.
Divisions for drawers no included.

 Las divisiones se sirven en acero galvanizado.
Les séparations sont fournies en acier galvanisé.
The divisions are supplied in galvanised steel.

 Existen composiciones estándares de cajones, ver en catálogo web.
Des compositions de tiroirs standard sont disponibles, voir le catalogue en ligne.
Standard drawer compositions are available, see web catalogue.

Ref. **4200**

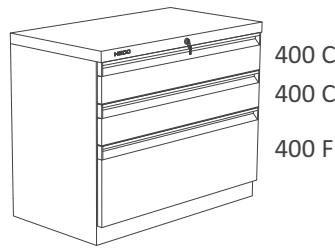


400 C
400 C
400 C
400 C

Ref. **4204**

41,8 Kg

H 716 mm

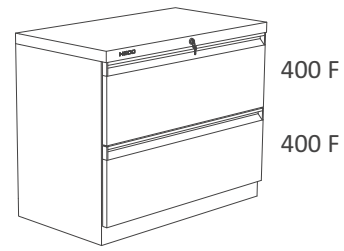


400 C
400 C
400 F

Ref. **4212**

38,5Kg

H 716 mm



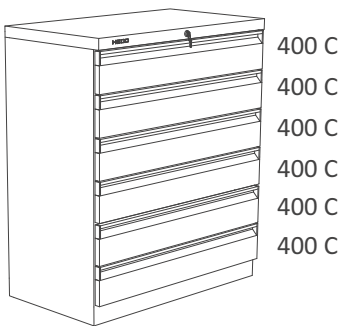
400 F
400 F

Ref. **4220**

35,5 Kg

H 716 mm

Ref. **4300**

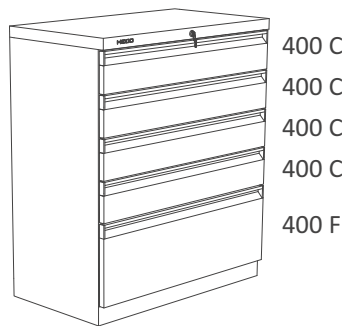


400 C
400 C
400 C
400 C
400 C
400 C

Ref. **4306**

58,2 Kg

H 1018 mm

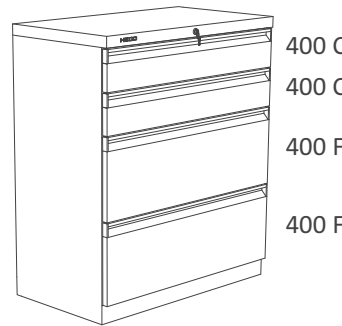


400 C
400 C
400 C
400 C
400 F

Ref. **4314**

55 Kg

H 1018 mm

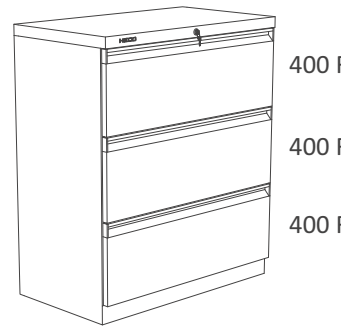


400 C
400 C
400 F
400 F

Ref. **4322**

52 Kg

H 1018 mm



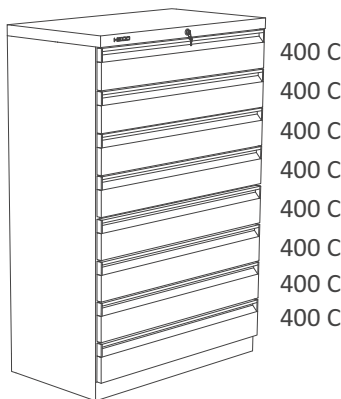
400 F
400 F
400 F

Ref. **4330**

48,5 Kg

H 1018 mm

Ref. **4400**

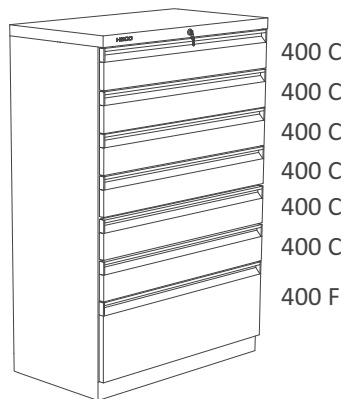


400 C
400 C
400 C
400 C
400 C
400 C
400 C
400 C

Ref. **4408**

74,6 Kg

H 1320 mm

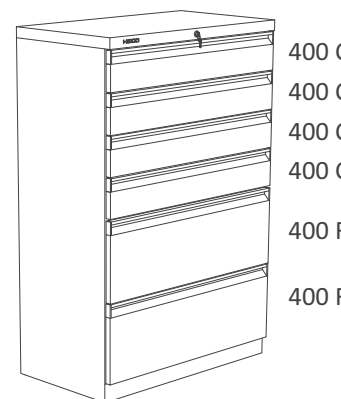


400 C
400 C
400 C
400 C
400 C
400 C
400 F

Ref. **4416**

71,5 Kg

H 1320 mm

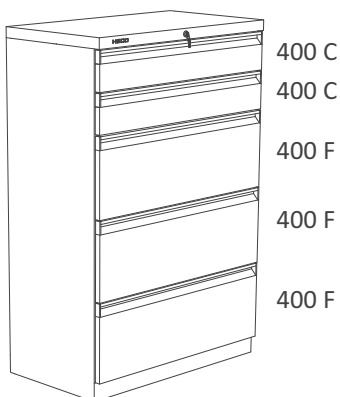


400 C
400 C
400 C
400 C
400 F
400 F

Ref. **4424**

68,2 Kg

H 1320 mm

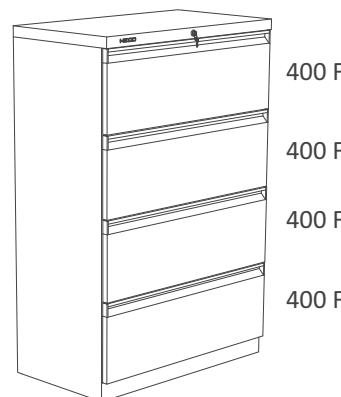


400 C
400 C
400 F
400 F
400 F

Ref. **4432**

65 Kg

H 1320 mm



400 F
400 F
400 F
400 F

Ref. **4440**

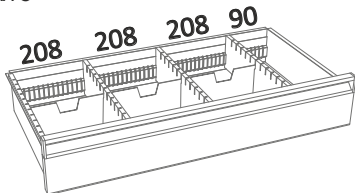
61,8 Kg

H 1320 mm

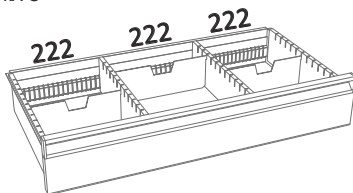
SERIE 400

Divisiones estandar para armarios de oficinas.
Séparateurs standards pour armoires de bureaux.
Standard divisions compositions for offices cabinets.

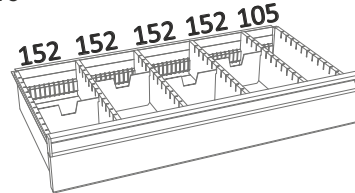
Ref. **400 43 C**
400 C (Hf 150mm)
1x 400 RF C
3x 400 C 208
5x 400 RL C
1x 400 RA C



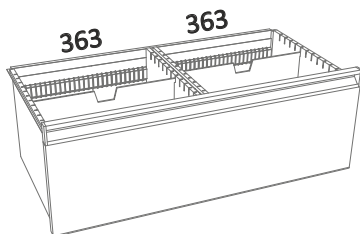
Ref. **400 44 C**
400 C (Hf 150mm)
1x 400 RF C
3x 400 C 222
4x 400 RL C
1x 400 RA C



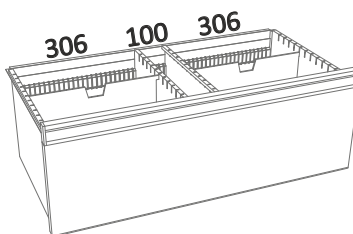
Ref. **400 45 C**
400 C (Hf 150mm)
1x 400 RF C
4x 400 C 152
7x 400 RL C
1x 400 RA C



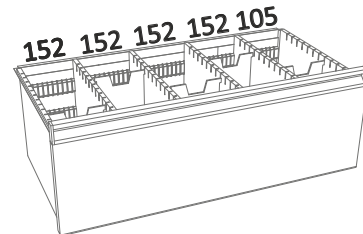
Ref. **400 33 F**
400 F (Hf 300mm)
1x 400 RF F
2x 400 F 363
2x 400 RL F
1x 400 RA F



Ref. **400 35 F**
400 F (Hf 300mm)
1x 400 RF F
2x 400 F 306
2x 400 RL F
1x 400 RA F

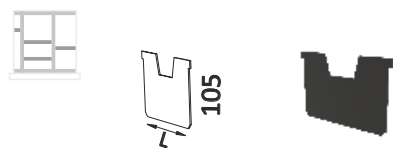


Ref. **400 40 F**
400 F (Hf 300mm)
1x 400 RF F
2x 400 F 152
7x 400 RL F
1x 400 RA F



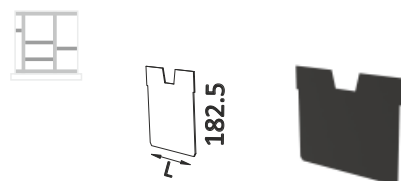
Accesorios para armarios de oficinas.
Accessoires pour armoires de bureaux.
Accessories for offices cabinets.

Longitudinales / Longitudinales / Longitudinals



L 82 / 110 / 138 / 152 / 208 / 222

Ref. **400 C**
e 1.5 mm




L 110 / 152 / 222 / 250 / 306 / 348 / 363

Ref. **400 F**
e 1.5 mm



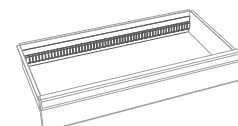

Ref. **400 RL C**
e 1 mm



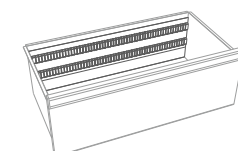
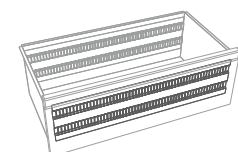

Ref. **400 RL F**
e 1 mm

Ranuradas / Rainures / Slotted

Ref. **400 RA/RF C**
e 1+0.6 mm



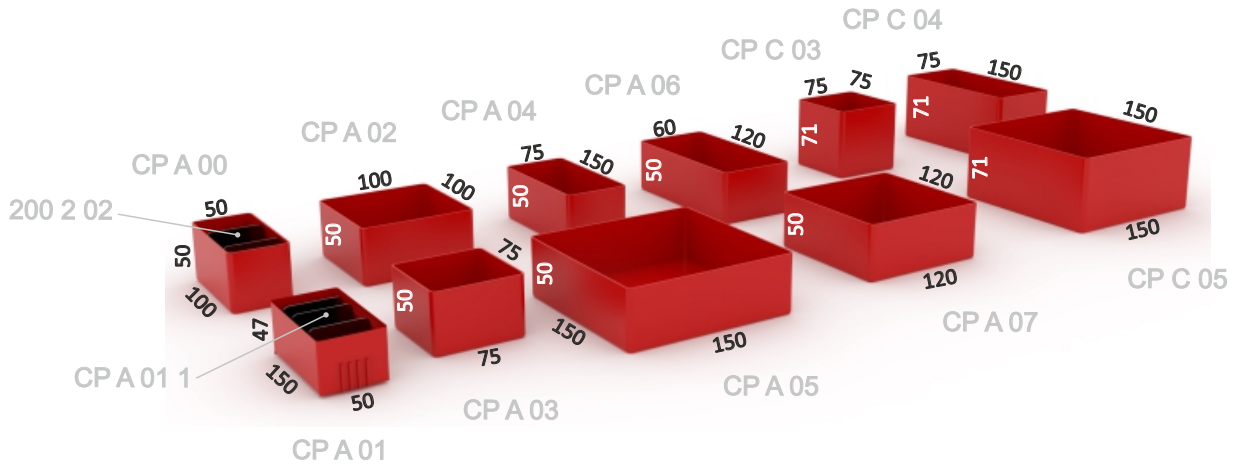
Ref. **400 RA/RF F**
e 1+0.6 mm




Es indispensable coger las divisiones RA y RF según cajón C o F.
Il est essentiel de prendre les divisions RA et RF en fonction du tiroir C ou F.
It is essential to take the RA and RF divisions according to drawer C or F.

SERIE CP A

CUBETAS EN PS.
 BOITES EN PS.
 PS TRAYS.

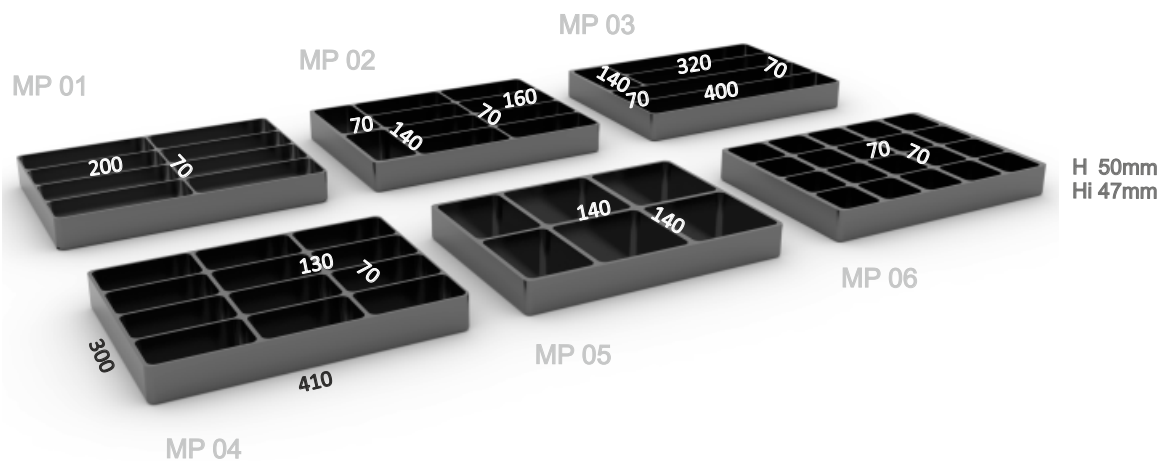


CLASIFICADORES
 TRIEUSES
 SORTERS



SERIE MP

CLASIFICADORES ABS
 TRIEUSES ABS
 ABS SORTERS

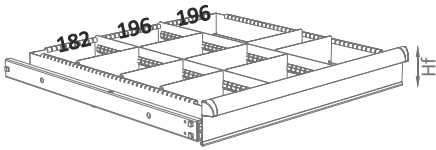


CONSULTAR DISPONIBILIDAD Hasta fin de existencias
 VÉRIFIER LA DISPONIBILITÉ Jusqu'à épuisement du stock
 CHECK AVAILABILITY Until end of stock

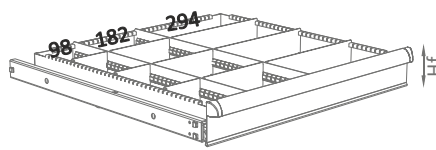
SERIE 115-126-127

Divisiones para cajones según altura frontal.
Séparateurs des tiroirs selon hauteur de frontal.
Drawer divisions according to front height.

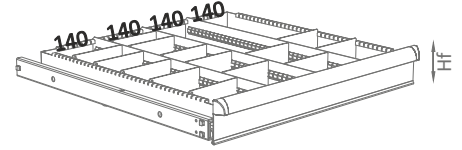
Ref. **115 Hf D1**
Hf 050-075-100-125-150-200-250



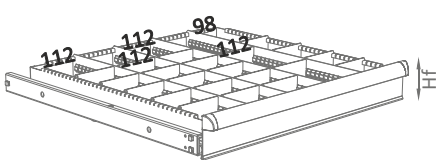
Ref. **115 Hf D2**
Hf 050-075-100-125-150-200-250



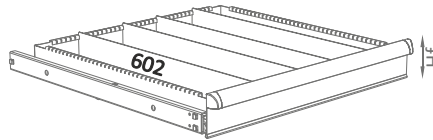
Ref. **115 Hf D3**
Hf 050-075-100-125-150-200-250



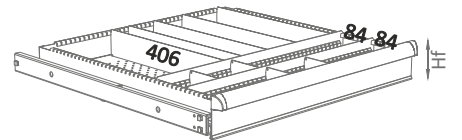
Ref. **115 Hf D4**
Hf 050-075-100-125-150-200-250



Ref. **115 Hf D5**
Hf 050-075-100-125-150-200-250



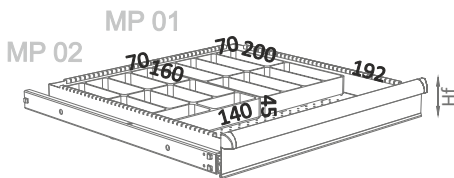
Ref. **115 Hf D6**
Hf 050-075-100-125-150-200-250



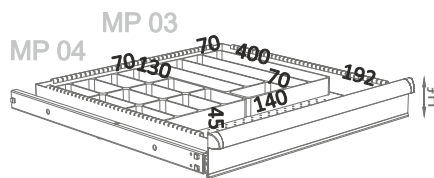
SERIE 115-126-127

Cubetas para cajones según altura frontal, sólo cajón 75 y 100.
Boîtes des tiroirs selon hauteur de frontal, tiroir 75 et 100 seulement.
Drawer trays according to front height, drawer 75 and 100 only.

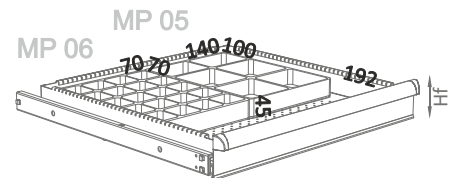
Ref. **115 MP 01-02**
Hf 075-100



Ref. **115 MP 03-04**
Hf 075-100



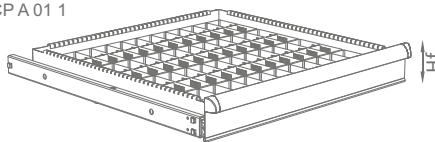
Ref. **115 MP 05-06**
Hf 075-100



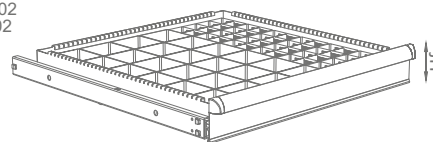
SERIE 115-126-127

Cubetas para cajones según altura frontal.
Boîtes des tiroirs selon hauteur de frontal.
Drawer trays according to front height.

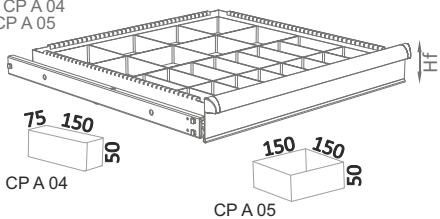
Ref. **115 075 C1**
Hf 075-100
48x CPA 01
48x CPA 01 1



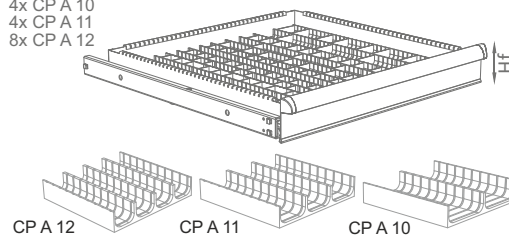
Ref. **115 075 C2**
Hf 075-100
24x CPA 00
24x 200 2 02
24x CPA 02



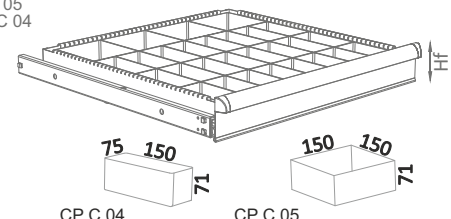
Ref. **115 075 C3**
Hf 075-100
16x CPA 04
8x CPA 05



Ref. **115 075 C4**
Hf 075-100
4x CPA 10
4x CPA 11
8x CPA 12



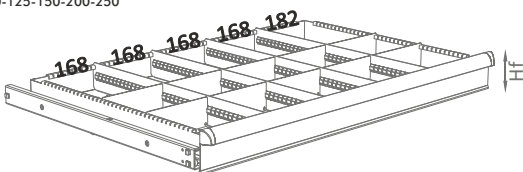
Ref. **115 125 C1**
Hf 125-150
4x CP C 05
24x CP C 04



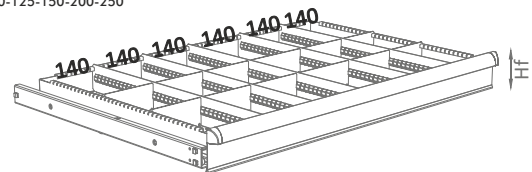
SERIE 119

Divisiones para cajones según altura frontal.
Séparateurs des tiroirs selon hauteur de frontal.
Drawer divisions according to front height.

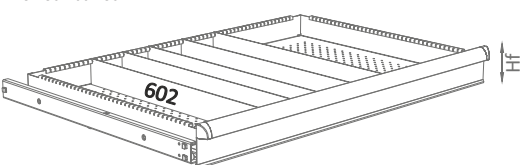
Ref. **119 Hf D3**
Hf 050-075-100-125-150-200-250



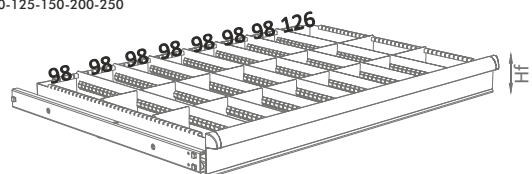
Ref. **119 Hf D4**
Hf 050-075-100-125-150-200-250



Ref. **119 Hf D5**
Hf 050-075-100-125-150-200-250



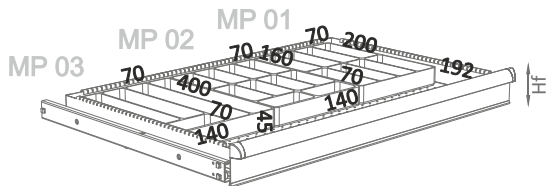
Ref. **119 Hf D6**
Hf 050-075-100-125-150-200-250



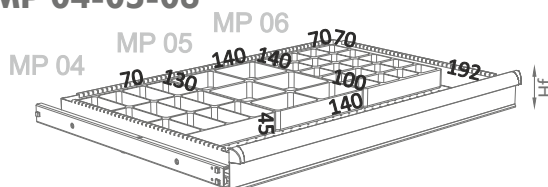
SERIE 119

Cubetas para cajones según altura frontal, sólo cajón 75 y 100.
 Boîtes des tiroirs selon hauteur de frontal, tiroir 75 et 100 seulement.
 Drawer trays according to front height, drawer 75 and 100 only.

Ref. 119 MP 01-02-03
 Hf 075-100



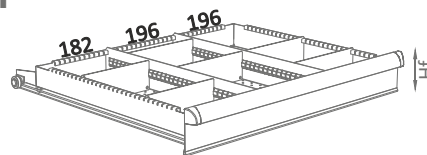
Ref. 119 MP 04-05-06
 Hf 075-100



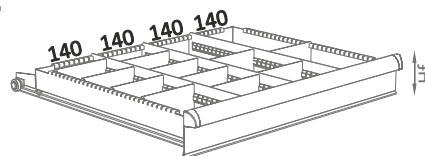
SERIE 122

Divisiones para cajones según altura frontal.
 Séparateurs des tiroirs selon hauteur de frontal.
 Drawer divisions according to front height.

Ref. 122 Hf D1
 Hf 075-100-125-150-200-250



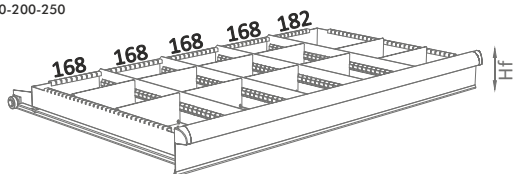
Ref. 122 Hf D2
 Hf 075-100-125-150-200-250



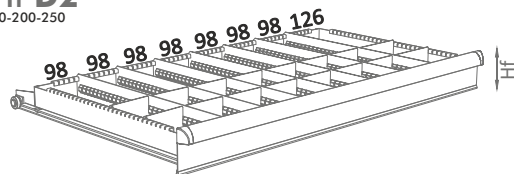
SERIE 123

Divisiones para cajones según altura frontal.
 Séparateurs des tiroirs selon hauteur de frontal.
 Drawer divisions according to front height.

Ref. 123 Hf D1
 Hf 075-100-125-150-200-250



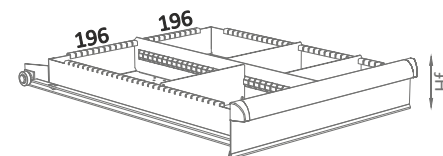
Ref. 123 Hf D2
 Hf 075-100-125-150-200-250



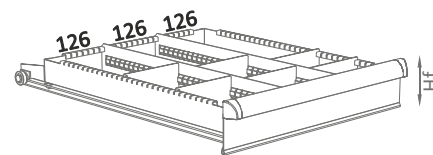
SERIE 135

Divisiones para cajones según altura frontal.
 Séparateurs des tiroirs selon hauteur de frontal.
 Drawer divisions according to front height.

Ref. 135 Hf D1
 Hf 075-100-125-150-200-250

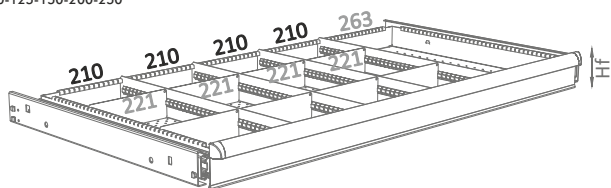


Ref. 135 Hf D2
 Hf 075-100-125-150-200-250

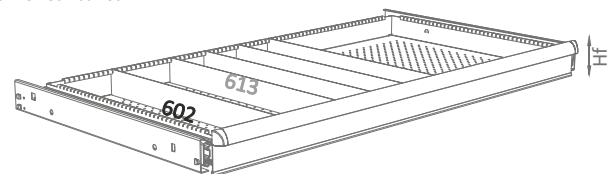


Divisiones para cajones según altura frontal.
 Séparateurs des tiroirs selon hauteur de frontal.
 Drawer divisions according to front height.

Ref. 143 Hf D3
 Hf 075-100-125-150-200-250

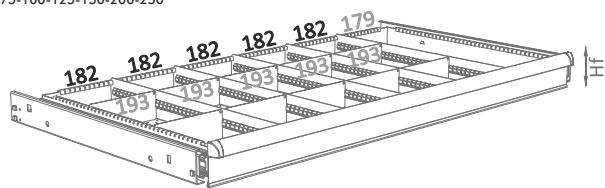


Ref. 143 Hf D5
 Hf 075-100-125-150-200-250

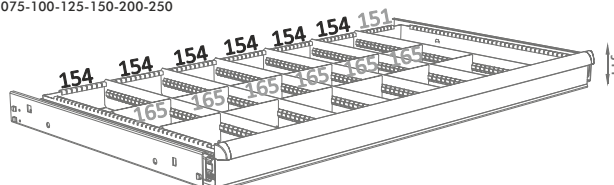


SERIE 143

Ref. 143 Hf D4
 Hf 075-100-125-150-200-250

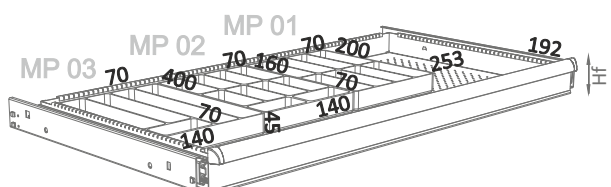


Ref. 143 Hf D6
 Hf 075-100-125-150-200-250

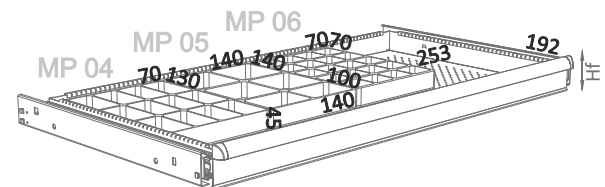


Cubetas para cajones según altura frontal, sólo cajón 75 y 100.
 Boîtes des tiroirs selon hauteur de frontal, tiroir 75 et 100 seulement.
 Drawer trays according to front height, drawer 75 and 100 only.

Ref. 143 MP 01-02-03
 Hf 075-100



Ref. 143 MP 04-05-06
 Hf 075-100



SERIE 143



CONSULTAR DISPONIBILIDAD MP 01-02-03-04-05-06 Hasta fin de existencias
 VÉRIFIER LA DISPONIBILITÉ MP 01-02-03-04-05-06 Jusqu'à épuisement du stock
 CHECK AVAILABILITY MP 01-02-03-04-05-06 Until end of stock

NOMENCLATURA CAJONES

NOMENCLATURE TIROIRS

DRAWERS NAMING

INFO: EX

Ejemplo para la elección de cajones, válido para el resto de series.
 Exemple de sélection de tiroirs, valable pour toutes les autres séries.
 Example for the selection of drawers, valid for all other series.

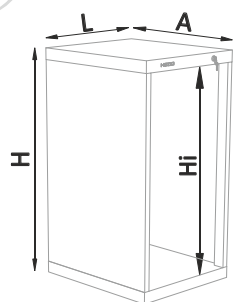
SERIE SÉRIE SERIES 115/126/127
119
122
123
135

+ GUIAS GLISSIÈRES SLIDES

GS	GT	GT	GT
100	50	100	200

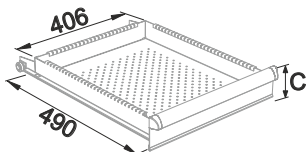
+ Hf Altura frontal.
Hauteur frontale.
Front height.

ex.



	LxAxH (mm)	Hi (mm)
135 1	515x600x700	600
135 2	515x600x1000	900
135 4	515x600x1400	1300

e 1 mm



SERIE 135	C=75	C=100	C=125	C=150	C=200	C=250	C=300
	● x2	●	●	●	●	●	●

e 1 mm

SERIE 135 2
(515x600x1000)
Hi 900 mm

composición composition composition

SERIE	GUIAS	CAJONES
SÉRIE	GLISSIÈRES	TIROIRS
SERIE	SLIDES	DRAWERS
135	S100	C075
135	S100	C075
135	S100	C100
135	S100	C150
135	S100	C200
135	S100	C300

=Hi

SERIE 135 2

PEDIDO 2u. 135 S100 C075
COMMANDE 135 S100 C100
ORDER 135 S100 C150
 135 S100 C200
 135 S100 C300

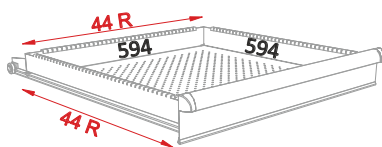
CAJONES

TIROIRS

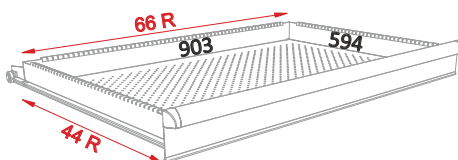
DRAWERS

INFO

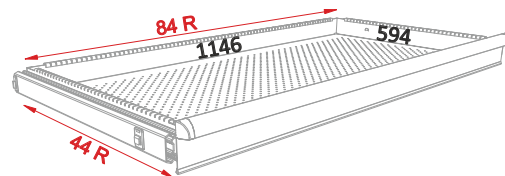
Para SERIE 115/119/143/122/123/135/126/127.
 Pour SÉRIE 115/119/143/122/123/135/126/127.
 For SERIES 115/119/143/122/123/135/126/127.



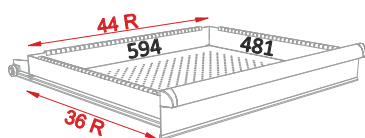
115-126-127



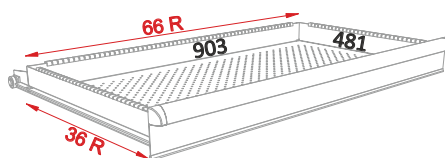
119



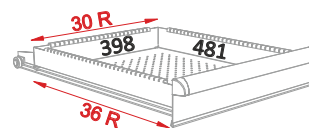
143



122



123



135

INFO: EX

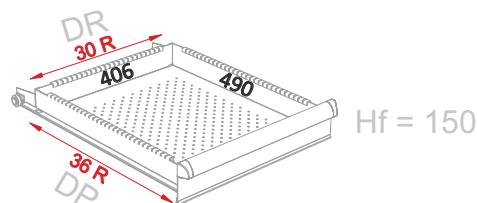
Ejemplo para la elección de divisiones ranuradas y planas, válido para el resto de series.
 Exemple de sélection des séparations et intercalaires, valable pour toutes les autres séries.
 Example for the selection of divisions, valid for all other series.

DIVISIONES DE CAJONES
SEPARATIONS DES TIROIRS
DRAWER DIVISORS

SERIE 135 2

CAJON
 TIROIR
 DRAWER

135 S100 C150 Hf



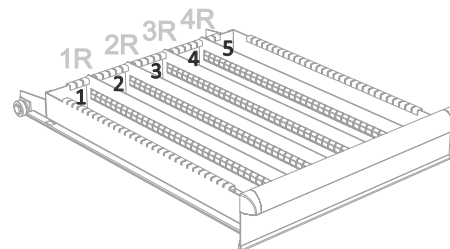
DR División ranurada.
 Séparation rainurée.
 Slotted division.

/ DP Divisiones planas.
 Intercalaires.
 Simple divisions.

SERIE 135

DR división ranurada séparations rainurées / slotted divisions

Longitud cajón: 406mm. Para tener 5 espacios, debo pedir 4 divisiones ranuradas.
 Longueur tiroir: 406mm. Pour avoir 5 espaces, je dois demander 4 divisions rainurées.
 Drawer length: 406mm. To have 5 spaces, I must ask 4 slotted divisors.



SERIE + Hf + R

SÉRIE + Hf + R

SERIE + Hf + R

Altura frontal.
 Hauteur frontale.
 Front height.

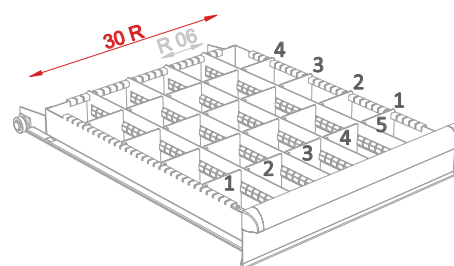
DP división plana intercalaires / simple division

Para tener 25 espacios, debo pedir 20 divisiones planas.
 Pour avoir 25 espaces, je dois demander 20 séparations intercalaires.
 To have to 25 spaces, I must be ask 20 simple divisions.

4 x 5 = 20 unidades
 unités
 units

30R = R 06

5 espacios
 places
 space



Hf + R

Altura frontal.
 Hauteur frontale.
 Front height.

PEDIDO

COMMANDE

ORDER

SERIE 135 2

1u. 135 S100 C150

4u. 135 150 R

20u. 150 06

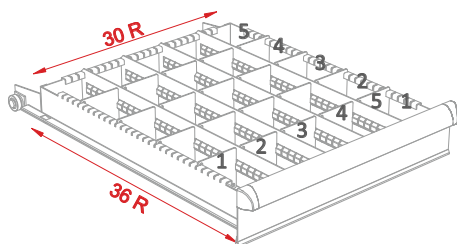
cajón tiroir / drawer

división ranurada division rainurée / slotted division DR

división plana intercalaire / simple division DP

DR posición position / position

Ubicación de las divisiones ranuradas y las divisiones planas.
 Emplacement pour les divisions rainurées et les intercalaires.
 Slotted and simple divisions emplacement.



DR

30R = 6

5 espacios
 places
 space

ranuras ocupadas en horizontal
 rainures occupées longitudinales
 longitudinal occupied grooves

DP

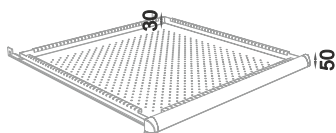
36R = 7

5 espacios
 places
 space

ranuras ocupadas en vertical
 rainures occupées verticales
 vertical occupied grooves

DIVISIONES INTERCALAIRES DIVISORS

C50



CAJON TIROIR DRAWER C50 Hd 30 mm

DIVISIONES RANURADAS
DIVISIONS RAINURÉES
SLOTTED DIVISORS

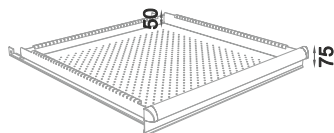
SERIE 115,119

ref.	LxAxH
050 R	610x14x30 mm

DIVISIONES PLANAS
INTERCALAIRES
SIMPLE DIVISORS

ref.	Hf +R	Lu	Ld
050 04	42 mm	53 mm	
050 05	56 mm	67 mm	
050 06	70 mm	81 mm	
050 07	84 mm	95 mm	
050 08	98 mm	109 mm	
050 09	112 mm	123 mm	
050 10	126 mm	137 mm	
050 11	140 mm	151 mm	
050 12	154 mm	165 mm	
050 13	168 mm	179 mm	
050 14	182 mm	193 mm	
050 15	196 mm	207 mm	
050 16	210 mm	221 mm	
050 17	224 mm	235 mm	
050 18	238 mm	249 mm	
050 19	252 mm	263 mm	
050 20	266 mm	277 mm	
050 21	280 mm	291 mm	
050 22	294 mm	305 mm	
050 23	308 mm	319 mm	
050 24	322 mm	333 mm	
050 25	336 mm	347 mm	
050 26	350 mm	361 mm	
050 27	364 mm	375 mm	
050 28	378 mm	389 mm	
050 29	392 mm	403 mm	
050 30	406 mm	417 mm	
050 31	420 mm	431 mm	
050 32	434 mm	445 mm	
050 33	448 mm	459 mm	
050 34	462 mm	473 mm	
050 35	476 mm	487 mm	
050 36	490 mm	501 mm	
050 37	504 mm	515 mm	
050 38	518 mm	529 mm	
050 39	532 mm	543 mm	
050 40	546 mm	557 mm	
050 41	560 mm	571 mm	
050 42	574 mm	585 mm	
050 43	588 mm	599 mm	
050 44	602 mm	613 mm	

C75



CAJON TIROIR DRAWER C75 Hd 50 mm

DIVISIONES RANURADAS
DIVISIONS RAINURÉES
SLOTTED DIVISORS

SERIE 115,119,143

ref.	LxAxH
075 R	610x14x50 mm

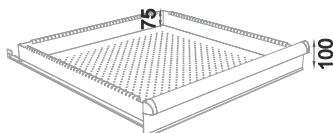
SERIE 135,122,123

ref.	LxAxH
135 075 R	498x14x50 mm

DIVISIONES PLANAS
INTERCALAIRES
SIMPLE DIVISORS

ref.	Hf +R	Lu	Ld
075 04	42 mm	53 mm	
075 05	56 mm	67 mm	
075 06	70 mm	81 mm	
075 07	84 mm	95 mm	
075 08	98 mm	109 mm	
075 09	112 mm	123 mm	
075 10	126 mm	137 mm	
075 11	140 mm	151 mm	
075 12	154 mm	165 mm	
075 13	168 mm	179 mm	
075 14	182 mm	193 mm	
075 15	196 mm	207 mm	
075 16	210 mm	221 mm	
075 17	224 mm	235 mm	
075 18	238 mm	249 mm	
075 19	252 mm	263 mm	
075 20	266 mm	277 mm	
075 21	280 mm	291 mm	
075 22	294 mm	305 mm	
075 23	308 mm	319 mm	
075 24	322 mm	333 mm	
075 25	336 mm	347 mm	
075 26	350 mm	361 mm	
075 27	364 mm	375 mm	
075 28	378 mm	389 mm	
075 29	392 mm	403 mm	
075 30	406 mm	417 mm	
075 31	420 mm	431 mm	
075 32	434 mm	445 mm	
075 33	448 mm	459 mm	
075 34	462 mm	473 mm	
075 35	476 mm	487 mm	
075 36	490 mm	501 mm	
075 37	504 mm	515 mm	
075 38	518 mm	529 mm	
075 39	532 mm	543 mm	
075 40	546 mm	557 mm	
075 41	560 mm	571 mm	
075 42	574 mm	585 mm	
075 43	588 mm	599 mm	
075 44	602 mm	613 mm	

C100



CAJON TIROIR DRAWER C100 Hd 62 mm

DIVISIONES RANURADAS
DIVISIONS RAINURÉES
SLOTTED DIVISORS

SERIE 115,119,143

ref.	LxAxH
100 R	610x14x75 mm

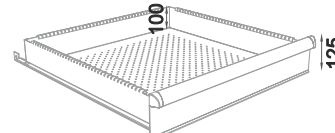
SERIE 135,122,123

ref.	LxAxH
135 100 R	498x14x75 mm

DIVISIONES PLANAS
INTERCALAIRES
SIMPLE DIVISORS

ref.	Hf +R	Lu	Ld
100 04	42 mm	53 mm	
100 05	56 mm	67 mm	
100 06	70 mm	81 mm	
100 07	84 mm	95 mm	
100 08	98 mm	109 mm	
100 09	112 mm	123 mm	
100 10	126 mm	137 mm	
100 11	140 mm	151 mm	
100 12	154 mm	165 mm	
100 13	168 mm	179 mm	
100 14	182 mm	193 mm	
100 15	196 mm	207 mm	
100 16	210 mm	221 mm	
100 17	224 mm	235 mm	
100 18	238 mm	249 mm	
100 19	252 mm	263 mm	
100 20	266 mm	277 mm	
100 21	280 mm	291 mm	
100 22	294 mm	305 mm	
100 23	308 mm	319 mm	
100 24	322 mm	333 mm	
100 25	336 mm	347 mm	
100 26	350 mm	361 mm	
100 27	364 mm	375 mm	
100 28	378 mm	389 mm	
100 29	392 mm	403 mm	
100 30	406 mm	417 mm	
100 31	420 mm	431 mm	
100 32	434 mm	445 mm	
100 33	448 mm	459 mm	
100 34	462 mm	473 mm	
100 35	476 mm	487 mm	
100 36	490 mm	501 mm	
100 37	504 mm	515 mm	
100 38	518 mm	529 mm	
100 39	532 mm	543 mm	
100 40	546 mm	557 mm	
100 41	560 mm	571 mm	
100 42	574 mm	585 mm	
100 43	588 mm	599 mm	
100 44	602 mm	613 mm	

C125



CAJON TIROIR DRAWER C125 Hd 87 mm

DIVISIONES RANURADAS
DIVISIONS RAINURÉES
SLOTTED DIVISORS

SERIE 115,119,143

ref.	LxAxH
125 R	610x14x100 mm

SERIE 135,122,123

ref.	LxAxH
135 125 R	498x14x95 mm

DIVISIONES PLANAS
INTERCALAIRES
SIMPLE DIVISORS

ref.	Hf +R	Lu	Ld
125 04	42 mm	53 mm	
125 05	56 mm	67 mm	
125 06	70 mm	81 mm	
125 07	84 mm	95 mm	
125 08	98 mm	109 mm	
125 09	112 mm	123 mm	
125 10	126 mm	137 mm	
125 11	140 mm	151 mm	
125 12	154 mm	165 mm	
125 13	168 mm	179 mm	
125 14	182 mm	193 mm	
125 15	196 mm	207 mm	
125 16	210 mm	221 mm	
125 17	224 mm	235 mm	
125 18	238 mm	249 mm	
125 19	252 mm	263 mm	
125 20	266 mm	277 mm	
125 21	280 mm	291 mm	
125 22	294 mm	305 mm	
125 23	308 mm	319 mm	
125 24	322 mm	333 mm	
125 25	336 mm	347 mm	
125 26	350 mm	361 mm	
125 27	364 mm	375 mm	
125 28	378 mm	389 mm	
125 29	392 mm	403 mm	
125 30	406 mm	417 mm	
125 31	420 mm	431 mm	
125 32	434 mm	445 mm	
125 33	448 mm	459 mm	
125 34	462 mm	473 mm	
125 35	476 mm	487 mm	
125 36	490 mm	501 mm	
125 37	504 mm	515 mm	
125 38	518 mm	529 mm	
125 39	532 mm	543 mm	
125 40	546 mm	557 mm	
125 41	560 mm	571 mm	
125 42	574 mm	585 mm	
125 43	588 mm	599 mm	
125 44	602 mm	613 mm	

Hf Altura frontal cajón.
Hauteur frontale tiroir.
Drawer front height.

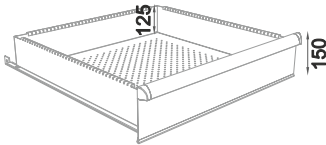
R Ranuras ocupadas.
Rainures occupées.
Slots to be used.

Lu Longitud útil.
Longueur utile.
Useful length width.

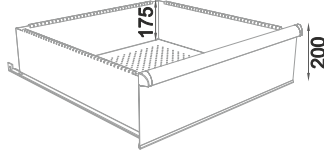
Ld Longitud real de la pieza.
Longueur réelle de la pièce.
Real length width from piece.

**DIVISIONES
 SEPARATIONS
 DIVISORS**

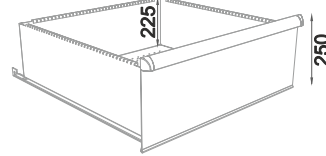
C150



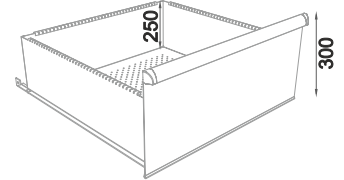
C200



C250



C300



**CAJON
 TIROIR
 DRAWER** **C150** Hd 112 mm

DIVISIONES RANURADAS
 DIVISIONS RAINURÉES
 SLOTTED DIVISORS

SERIE 115,119,143

ref.	LxAxH
150 R	610x14x125 mm

SERIE 135,122,123

ref.	LxAxH
135 150 R	498x14x125 mm

DIVISIONES PLANAS
 INTERCALAIRES
 SIMPLE DIVISORS

ref.	Hf +R	Lu	Ld
150 04	42 mm	53 mm	
150 05	56 mm	67 mm	
150 06	70 mm	81 mm	
150 07	84 mm	95 mm	
150 08	98 mm	109 mm	
150 09	112 mm	123 mm	
150 10	126 mm	137 mm	
150 11	140 mm	151 mm	
150 12	154 mm	165 mm	
150 13	168 mm	179 mm	
150 14	182 mm	193 mm	
150 15	196 mm	207 mm	
150 16	210 mm	221 mm	
150 17	224 mm	235 mm	
150 18	238 mm	249 mm	
150 19	252 mm	263 mm	
150 20	266 mm	277 mm	
150 21	280 mm	291 mm	
150 22	294 mm	305 mm	
150 23	308 mm	319 mm	
150 24	322 mm	333 mm	
150 25	336 mm	347 mm	
150 26	350 mm	361 mm	
150 27	364 mm	375 mm	
150 28	378 mm	389 mm	
150 29	392 mm	403 mm	
150 30	406 mm	417 mm	
150 31	420 mm	431 mm	
150 32	434 mm	445 mm	
150 33	448 mm	459 mm	
150 34	462 mm	473 mm	
150 35	476 mm	487 mm	
150 36	490 mm	501 mm	
150 37	504 mm	515 mm	
150 38	518 mm	529 mm	
150 39	532 mm	543 mm	
150 40	546 mm	557 mm	
150 41	560 mm	571 mm	
150 42	574 mm	585 mm	
150 43	588 mm	599 mm	
150 44	602 mm	613 mm	

**CAJON
 TIROIR
 DRAWER** **C200** Hd 162 mm

DIVISIONES RANURADAS
 DIVISIONS RAINURÉES
 SLOTTED DIVISORS

SERIE 115,119,143

ref.	LxAxH
200 R	610x14x175 mm

SERIE 135,122,123

ref.	LxAxH
135 200 R	498x14x175 mm

DIVISIONES PLANAS
 INTERCALAIRES
 SIMPLE DIVISORS

ref.	Hf +R	Lu	Ld
200 04	42 mm	53 mm	
200 05	56 mm	67 mm	
200 06	70 mm	81 mm	
200 07	84 mm	95 mm	
200 08	98 mm	109 mm	
200 09	112 mm	123 mm	
200 10	126 mm	137 mm	
200 11	140 mm	151 mm	
200 12	154 mm	165 mm	
200 13	168 mm	179 mm	
200 14	182 mm	193 mm	
200 15	196 mm	207 mm	
200 16	210 mm	221 mm	
200 17	224 mm	235 mm	
200 18	238 mm	249 mm	
200 19	252 mm	263 mm	
200 20	266 mm	277 mm	
200 21	280 mm	291 mm	
200 22	294 mm	305 mm	
200 23	308 mm	319 mm	
200 24	322 mm	333 mm	
200 25	336 mm	347 mm	
200 26	350 mm	361 mm	
200 27	364 mm	375 mm	
200 28	378 mm	389 mm	
200 29	392 mm	403 mm	
200 30	406 mm	417 mm	
200 31	420 mm	431 mm	
200 32	434 mm	445 mm	
200 33	448 mm	459 mm	
200 34	462 mm	473 mm	
200 35	476 mm	487 mm	
200 36	490 mm	501 mm	
200 37	504 mm	515 mm	
200 38	518 mm	529 mm	
200 39	532 mm	543 mm	
200 40	546 mm	557 mm	
200 41	560 mm	571 mm	
200 42	574 mm	585 mm	
200 43	588 mm	599 mm	
200 44	602 mm	613 mm	

**CAJON
 TIROIR
 DRAWER** **C250** Hd 212 mm

DIVISIONES RANURADAS
 DIVISIONS RAINURÉES
 SLOTTED DIVISORS

SERIE 115,119,143

ref.	LxAxH
250 R	610x14x225 mm

SERIE 135,122,123

ref.	LxAxH
135 250 R	498x14x225 mm

DIVISIONES PLANAS
 INTERCALAIRES
 SIMPLE DIVISORS

ref.	Hf +R	Lu	Ld
250 04	42 mm	53 mm	
250 05	56 mm	67 mm	
250 06	70 mm	81 mm	
250 07	84 mm	95 mm	
250 08	98 mm	109 mm	
250 09	112 mm	123 mm	
250 10	126 mm	137 mm	
250 11	140 mm	151 mm	
250 12	154 mm	165 mm	
250 13	168 mm	179 mm	
250 14	182 mm	193 mm	
250 15	196 mm	207 mm	
250 16	210 mm	221 mm	
250 17	224 mm	235 mm	
250 18	238 mm	249 mm	
250 19	252 mm	263 mm	
250 20	266 mm	277 mm	
250 21	280 mm	291 mm	
250 22	294 mm	305 mm	
250 23	308 mm	319 mm	
250 24	322 mm	333 mm	
250 25	336 mm	347 mm	
250 26	350 mm	361 mm	
250 27	364 mm	375 mm	
250 28	378 mm	389 mm	
250 29	392 mm	403 mm	
250 30	406 mm	417 mm	
250 31	420 mm	431 mm	
250 32	434 mm	445 mm	
250 33	448 mm	459 mm	
250 34	462 mm	473 mm	
250 35	476 mm	487 mm	
250 36	490 mm	501 mm	
250 37	504 mm	515 mm	
250 38	518 mm	529 mm	
250 39	532 mm	543 mm	
250 40	546 mm	557 mm	
250 41	560 mm	571 mm	
250 42	574 mm	585 mm	
250 43	588 mm	599 mm	
250 44	602 mm	613 mm	

**CAJON
 TIROIR
 DRAWER** **C300** Hd 262 mm

DIVISIONES RANURADAS
 DIVISIONS RAINURÉES
 SLOTTED DIVISORS

SERIE 127

ref.	LxAxH
300 R	610x14x250 mm

DIVISIONES PLANAS
 INTERCALAIRES
 SIMPLE DIVISORS

ref.	Hf +R	Lu	Ld
300 04	42 mm	53 mm	
300 05	56 mm	67 mm	
300 06	70 mm	81 mm	
300 07	84 mm	95 mm	
300 08	98 mm	109 mm	
300 09	112 mm	123 mm	
300 10	126 mm	137 mm	
300 11	140 mm	151 mm	
300 12	154 mm	165 mm	
300 13	168 mm	179 mm	
300 14	182 mm	193 mm	
300 15	196 mm	207 mm	
300 16	210 mm	221 mm	
300 17	224 mm	235 mm	
300 18	238 mm	249 mm	
300 19	252 mm	263 mm	
300 20	266 mm	277 mm	
300 21	280 mm	291 mm	
300 22	294 mm	305 mm	
300 23	308 mm	319 mm	
300 24	322 mm	333 mm	
300 25	336 mm	347 mm	
300 26	350 mm	361 mm	
300 27	364 mm	375 mm	
300 28	378 mm	389 mm	
300 29	392 mm	403 mm	
300 30	406 mm	417 mm	
300 31	420 mm	431 mm	
300 32	434 mm	445 mm	
300 33	448 mm	459 mm	
300 34	462 mm	473 mm	
300 35	476 mm	487 mm	
300 36	490 mm	501 mm	
300 37	504 mm	515 mm	
300 38	518 mm	529 mm	
300 39	532 mm	543 mm	
300 40	546 mm	557 mm	
300 41	560 mm	571 mm	
300 42	574 mm	585 mm	
300 43	588 mm	599 mm	
300 44	602 mm	613 mm	



Los divisiones se sirven en acero galvanizado.
 Les séparations sont fournies en acier galvanisé.
 The divisions are supplied in galvanised steel.

SERIE 162 PC



SERIE 125

RAL 3020 /
RAL 7035



RAL 5010

SERIE 126

SERIE 162 PC



SERIE 136 1

Ref. 159 P



Ref. 159 B P



RAL 5010 /
RAL 7016

Ref. 159 PV



SERIE 159



RAL 5010 /
RAL 7016

Ref. 159 C



Ref. 159 B
Ref. 159 F6 B
Ref. 162 B

SERIE 159 CA



COMPOSICIONES ESTANDAR O A MEDIDA
COMPOSITIONS STANDARDS OU SUR MESURE
STANDARD OR CUSTOM COMPOSITIONS

SERIE 162




SERIE 159 F6



RAL 5010 /
RAL 7035

accesorios
accessoires
accessories


Ref. TI



Ref. BG



Ref. BP




Ref. PPL




Ref. PPF



Ref. 157 CG



Ref. 157 CP



Ref. T50 C100



Ref. CE P 1



Ref. T50 C150



Ref. T50 C200




Cierre electrónico
Verrou électronique
Electronic locking



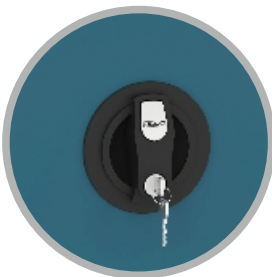
Para colores no estándar hay coste adicional (consultar condiciones).
Pour les couleurs non standard il y a un coût supplémentaire (consulter les conditions).
For non-standard colours there is an additional cost (consult conditions).



información
information
information



Apertura 180°.
Ouverture 180°.
Opening 180°.



Cierre con llave.
Fermeture à clé.
Key Locking.



Bandejas regulables cada 25mm.
Plateaux réglables chaque 25mm.
Shelves adjustable every 25mm.

- [ES]**
- Gran variedad de medidas y configuraciones.
 - Diseño robusto y resistente.
 - Aperturas de puertas de 180°.
 - Cierre dos puntos.
 - Bandejas graduables cada 25mm.
 - Puertas de metacrilato en opción.
 - Cierre electrónico. Sistema RFID en opción.
 - Plazo de entrega 10 días laborables.
 - Color estándar azul martelé posibilidad colores en opción.

- [FR]**
- Grande variété de tailles et configurations.
 - Conception robuste et résistante.
 - Ouverture des portes à 180°.
 - Fermeture à deux points.
 - Étagères réglables chaque 25mm.
 - Portes en option de méthacrylate.
 - Système RFID en option.
 - Délai de livraison 10 jours ouvrables.
 - Couleur standard bleu martelé possibilité teintes en option.

- [EN]**
- Wide range of sizes and configurations.
 - Strong and resistant design.
 - 180° Opening doors.
 - 2 point closure.
 - Adjustable shelves every 25mm.
 - Methacrylate doors in option.
 - Optional RFID system.
 - Delivery time 10 working days.
 - Standard colour hammered blue possibility optional colours.

INFORMACIÓN
INFORMATION



Grososres de chapa
Épaisseurs de tôle
Sheet thicknesses

Cajones
Tiroirs
Drawers

e 1,2 mm
paneles
panneaux / panels

e 0,6 mm
puertas
portes / doors



e 1 mm
armazón
châssis / frame

e 0,8 mm
cajones
tiroirs / drawers

e 1 mm
bandejas
plateaux / shelves



Apertura del 100% permiten cargas repartidas de 50Kg.
L'ouverture à 100% permet des charges réparties de 50Kg.
100% opening allows distributed loads of 50Kg.

Información
Informations
Information



Cierre con llave.
Fermeture à clé.
Key Locking.



Apertura 180°.
Ouverture 180°.
Opening 180°.

Gama de producto
Gamme de produits
Product range

BAJOS
B A S
BASE



SERIE 125



SERIE 136.1




SERIE 126



Ref. 159 B

PUPITRES
BUREAUX
DESKS



SERIE 154

ALTOS
HAUTES
T A L L



SERIE 157



SERIE 158



SERIE 159

GRANDES DIMENSIONES
GRANDES DIMENSIONS
LARGE DIMENSIONS



SERIE 159 F6



SERIE 162

PORTA CUBETAS
PORTE-BACS
TRAY HOLDER



Ref. 157 C



Ref. 158 C



Ref. 159 C

CIERRE PERSIANA
FERMETURE À RIDEAU
SHUTTER CLOSING



Ref. 159 P



Ref. 159 P B

PUERTA CORREDERA
PORTE COULISSANTE
SLIDING DOOR



SERIE 162 PC

ESQUINEROS
C O I N S
CORNERS




SERIE 159 CA



SERIE 159 B CA

PORTA CUBETAS COMPLETOS
PORTE-BACS COMPLET
FULL TRAY HOLDER





SERIE V-420

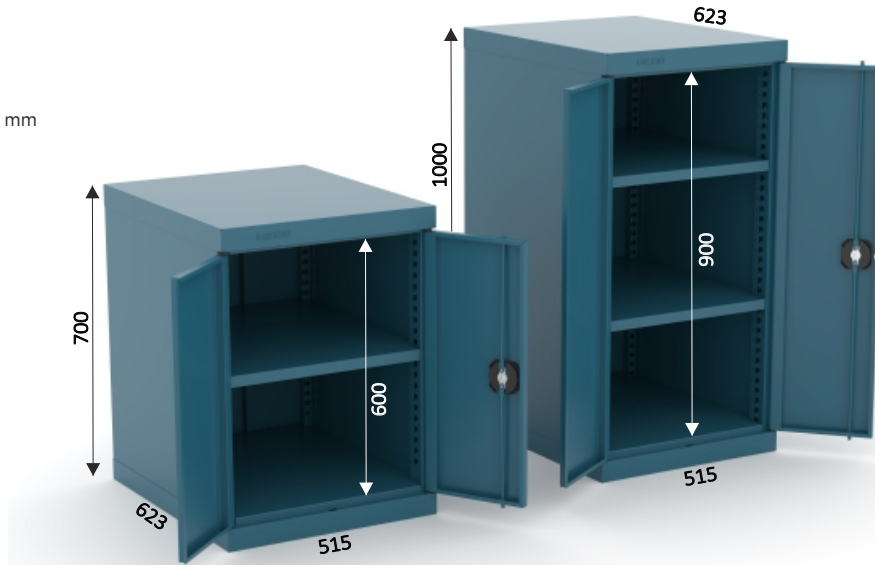


SERIE V-ABULL



SERIE 125

Ref. 125 1

 38 Kg
 550 x 670 x 830 mm
1x Ref. 125 BG



Ref. 125 2



 47 Kg
 550 x 670 x 1130 mm
2x Ref. 125 BG




Cierre con llave.
Fermeture à clé.
Key Locking.

Accesorios opcionales
Accessoires optionnels
Optional accessories

Ref. 125 BG

 2,8 Kg
 1 mm

bandeja
plateau
tray




Ref. CE P 1

 Cierre electrónico
Verrou électronique
Electronic locking
REF. CE P 1 - REF. CE P 1 TM -
REF. CE P 1 TU





 0.6 mm
puertas
portes/ doors

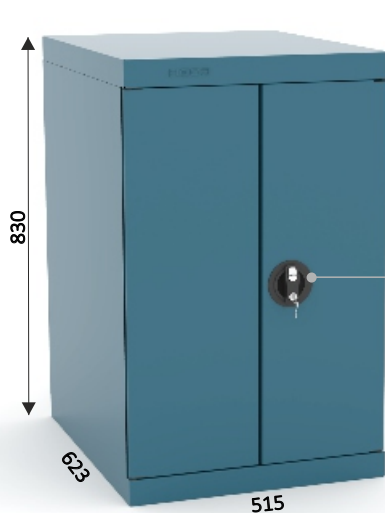
 1 mm

 Accesorio: estantería 125 BG, graduable cada 25mm.
Accessoire: étagère 125 BG, réglable chaque 25mm.
Accessory: shelf 125 BG, adjustable every 25mm.

SERIE 136 1

Ref. 136 1

 41 Kg
 550 x 670 x 960 mm
1x Ref. 125 BG





Cierre con llave.
Fermeture à clé.
Key Locking.



Accesorios opcionales
Accessoires optionnels
Optional accessories

Ref. 125 BG

 2,8 Kg
 1 mm

bandeja
plateau
tray




Ref. CE P 1

 Cierre electrónico
Verrou électronique
Electronic locking
REF. CE P 1 - REF. CE P 1 TM -
REF. CE P 1 TU



 0.6 mm
puertas
portes/ doors

 1 mm

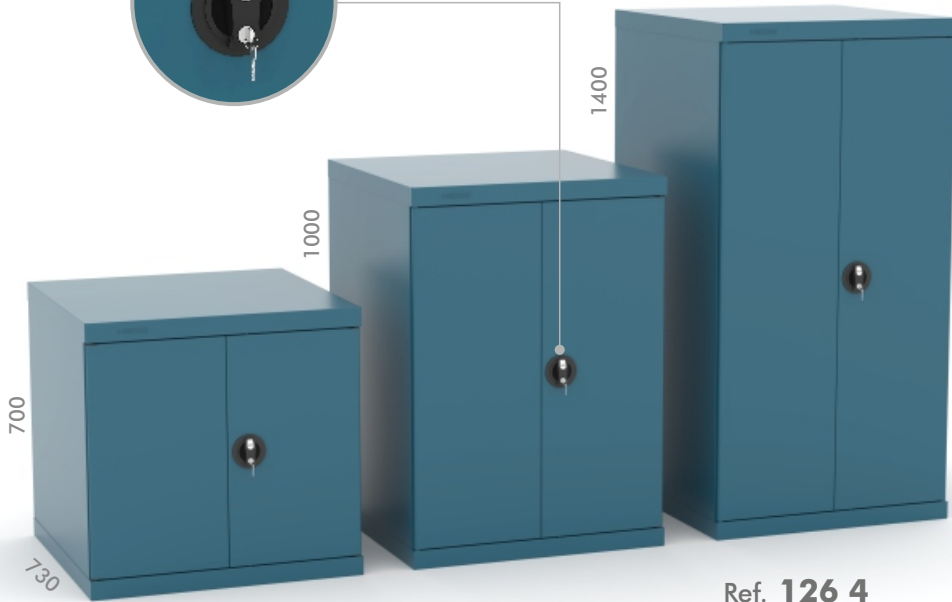
 Accesorio: estantería 125 BG, graduable cada 25mm.
Accessoire: étagère 125 BG, réglable chaque 25mm.
Accessory: shelf 125 BG, adjustable every 25mm.

SERIE 126

Accesorios opcionales
Accessoires optionnels
Optional accessories



Cierre con llave.
Fermeture à clé.
Key Locking.



Ref. 126 1

Ref. 126 2

Ref. 126 4



Estanterías graduables cada 25mm.
Étagères réglables chaque 25mm.
Adjustable shelves every 25mm.



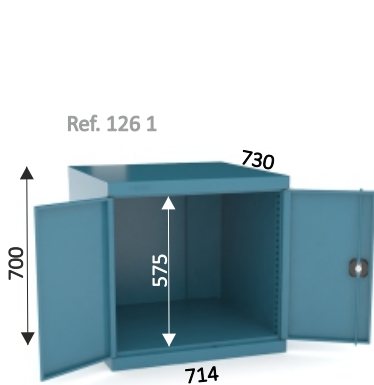
Complete su armario con cajones, estanterías y bandejas.
Compléter votre armoire avec des tiroirs, des étagères et plateaux.
Complete your cabinet with drawers, shelves and trays.



0.6 mm
puertas
portes/ doors

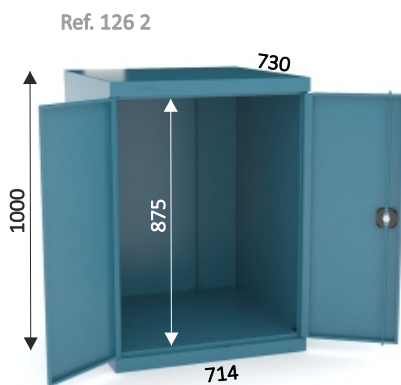


1 mm



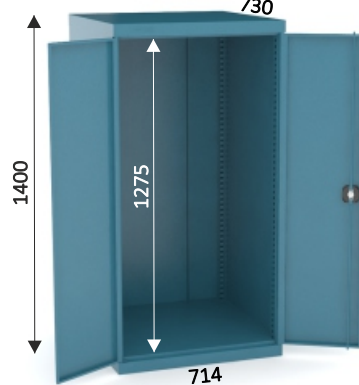
Ref. 126 1

714



Ref. 126 2

714



Ref. 126 4

714

41 Kg
 750 x 750 x 830 mm

49 Kg
 750 x 750 x 1130 mm

55 Kg
 750 x 750 x 1530 mm



Guía telescópica, apertura 100 %.
Guide télescopique, ouverture 100%.
Telescopic guide, 100% opening.

Información de opciones estándares en catálogo general en web.
Information sur les options standard dans le catalogue général sur le web.
Information of standard options in the general catalog on web.

www


Ref. 126 BG

7,08 Kg
 1,5 mm




Ref. 127 BE T100

1,5 mm



Ref. 127 BE T200


1,5 mm



Ref. 127 T200 50

2 mm


25 x PC ISO 50



Ref. 127 T200 40

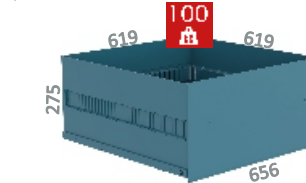
1,5 mm

25 x PC ISO 40



Ref. 127 T100 300

1,5 mm



Ref. CE P 1

Cierre electrónico
Verrou électronique
Electronic locking

REF. CE P 1 - REF. CE P 1 TM -
REF. CE P 1 TU



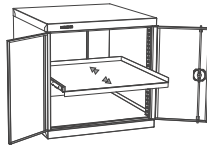
Porta-conos /
Porte-cônes / Cone-holder



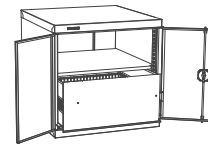
Ref. **126 1**



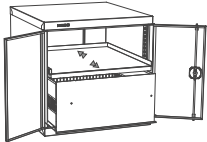
Ref. **126 1 1**
46 Kg
1x 126 BG



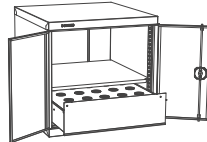
Ref. **126 1 2**
51 Kg
1x 126 BE T100



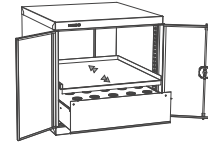
Ref. **126 1 3**
67,5 Kg
1x 126 BG
1x 127 T100 300



Ref. **126 1 4**
76 Kg
1x 127 BE T100
1x 127 T100 300

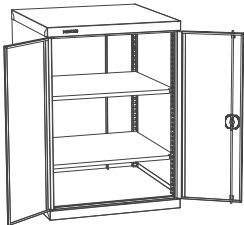


Ref. **126 1 5**
65,5 Kg
1x 126 BG
1x 127 T200 50
25u. PC ISO 50

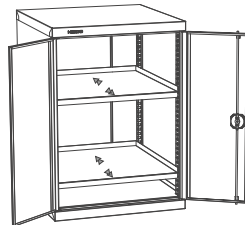


Ref. **126 1 6**
74 Kg
1x 127 BE T100
1x 127 T200 50
25u. PC ISO 50

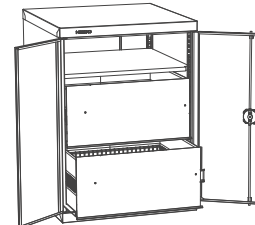
Ref. **126 2**



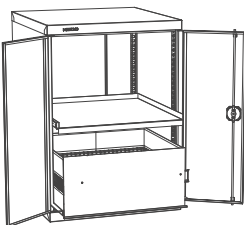
Ref. **126 2 1**
52 Kg
2x 126 BG



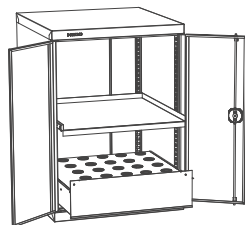
Ref. **126 2 2**
69 Kg
2x 127 BE T100



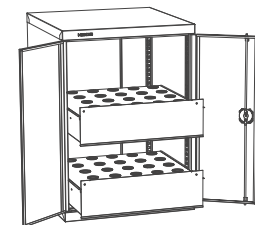
Ref. **126 2 3**
100 Kg
1x 126 BG
2x 127 T100 300



Ref. **126 2 4**
84 Kg
1x 127 BE T100
1x 127 T100 300

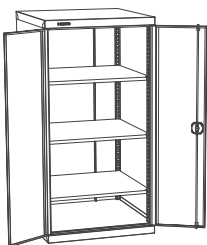


Ref. **126 2 5**
82 Kg
1x 127 BE T100
1x 127 T200 50
25u. PC ISO 50

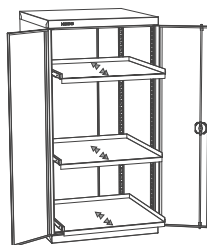


Ref. **126 2 6**
1x 127 T200 40
25u. PC ISO 40
1x 127 T200 50
25u. PC ISO 50

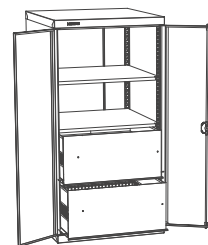
Ref. **126 4**



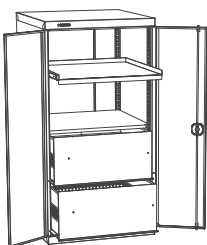
Ref. **126 4 1**
59,5 Kg
3x 126 BG



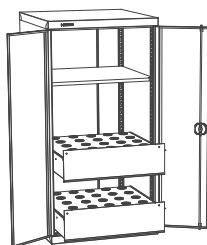
Ref. **126 4 2**
85 Kg
3x 127 BE T100



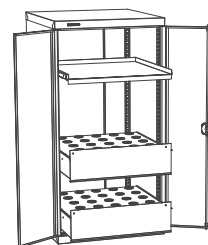
Ref. **126 4 3**
108 Kg
2x 126 BG
2x 127 T100 300



Ref. **126 4 4**
116,5 Kg
1x 127 BE T100
1x 126 BG
2x 127 T100 300



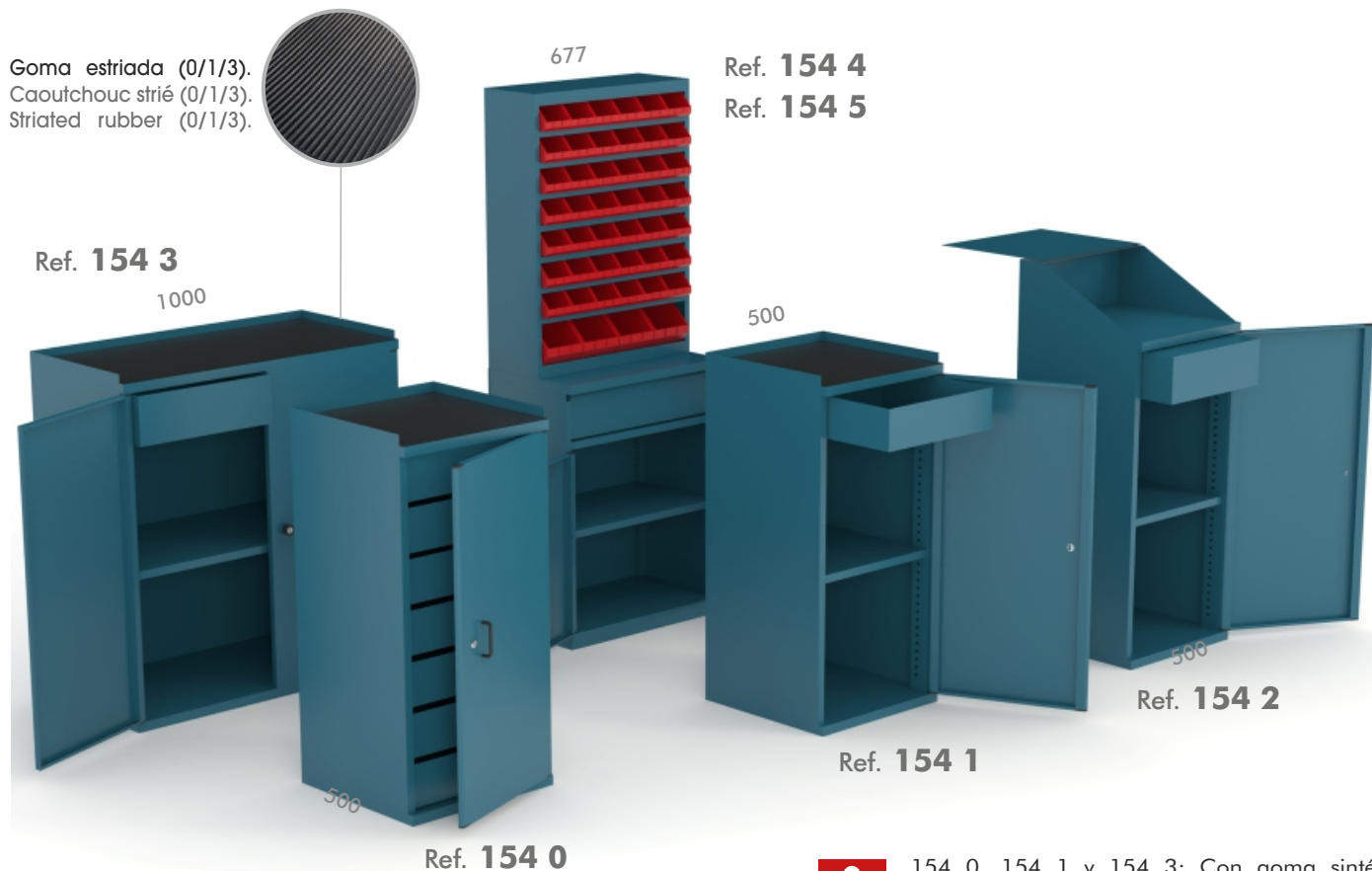
Ref. **126 4 5**
99,5 Kg
1x 126 BG
1x 127 T200 40
25u. PC ISO 40
1x 127 T200 50
25u. PC ISO 50



Ref. **126 4 6**
108 Kg
1x 126 BE T100
1x 127 T200 40
25u. PC ISO 40
1x 127 T200 50
25u. PC ISO 50

SERIE 154

Pupitres y armarios bajos para pie de máquina.
Pupitre et armoires basses pour le pied de machine.
Desk and low cabinets for machine foot.



Ref. **154 4**

Ref. **154 5**

Ref. **154 3**

Ref. **154 0**

Ref. **154 1**

Ref. **154 2**



154 0, 154 1 y 154 3: Con goma sintética.
154 0, 154 1 et 154 3: Avec gomme synthétique.
154 0, 154 1 and 154 3: With synthetic rubber.

1 mm


Accesorios opcionales
Accessoires optionnels
Optional accessories

Ref. **154 1 01**

2,2 Kg

1 mm

bandeja
plateau
tray



Ref. **154 3 01**

4 Kg

1 mm

bandeja
plateau
tray



Ref. **154 5 01**

2,3 Kg

1 mm

bandeja
plateau
tray



Estanterías graduables cada 25mm.
Étagères réglables chaque 25mm.
Adjustable shelves every 25mm.

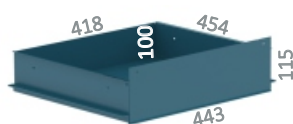


Carga máxima repartida 100 Kg.
Charge maximum répartie 100 Kg.
Maximum distributed load 100 Kg.

Información adicional
Autres informations
Additional Information




Carga máxima repartida 15 Kg.
Charge maximum répartie 15 Kg.
Maximum distributed load 15 Kg.



3,5 Kg

0,8 mm


cajón ref. 154 0-1-2-3
tiroir réf. 154 0-1-2-3
drawer ref. 154 0-1-2-3



5 Kg

0,8 mm

cajón ref. 154 1-2-3
tiroir réf. 154 1-2-3
drawer ref. 154 1-2-3



Juego de dos pies.
Jeu de deux pieds.
Two feet set.



Ruedas de nylon Ø = 100 mm.
Roues de nylon Ø = 100 mm.
Nylon wheels Ø = 100 mm.

SERIE 154

Ref. 154 0

64 Kg
670 x 550 x 1200 mm




Ref. 154 0 P

65 Kg H1125mm



Ref. 154 0 R

75 Kg H1185mm



Ref. 154 1

35 Kg
670 x 550 x 1200 mm



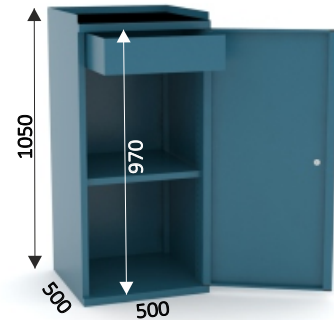
Ref. 154 1 P

65 Kg H1125mm



Ref. 154 1 R

75 Kg H1185mm



Ref. 154 2

37 Kg
670 x 550 x 1200 mm



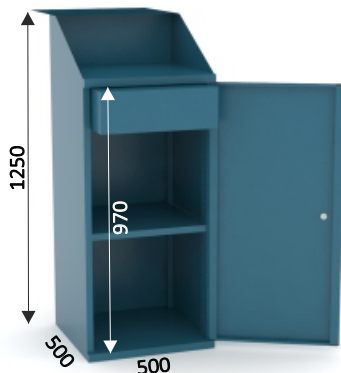
Ref. 154 2 P

38 Kg H1325mm



Ref. 154 2 R

48 Kg H1385mm



Ref. 154 3

50 Kg
1200 x 800 x 1200 mm



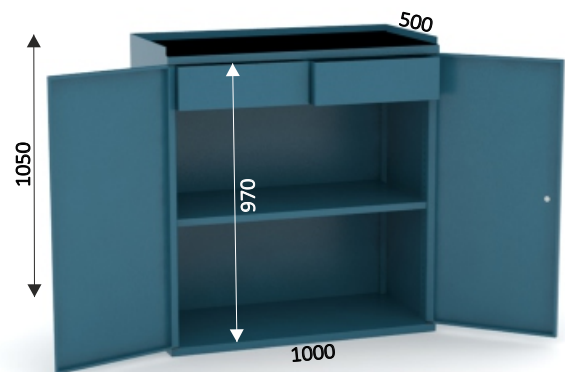
Ref. 154 3 P

52 Kg H1125mm



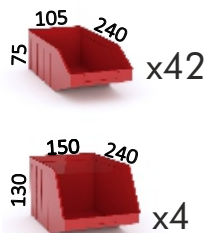
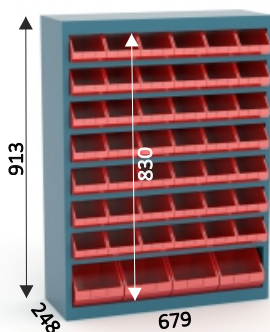
Ref. 154 3 R

63 Kg H1185mm



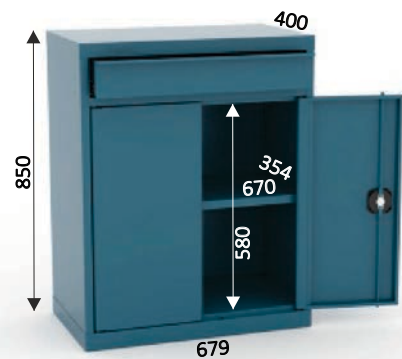
Ref. 154 4

35 Kg
670 x 550 x 1200 mm
0,8 mm



Ref. 154 5

32 Kg
670 x 550 x 1200 mm



 Permite fijación a pared.
Permet la fixation au mur.
It allows wall fixation.

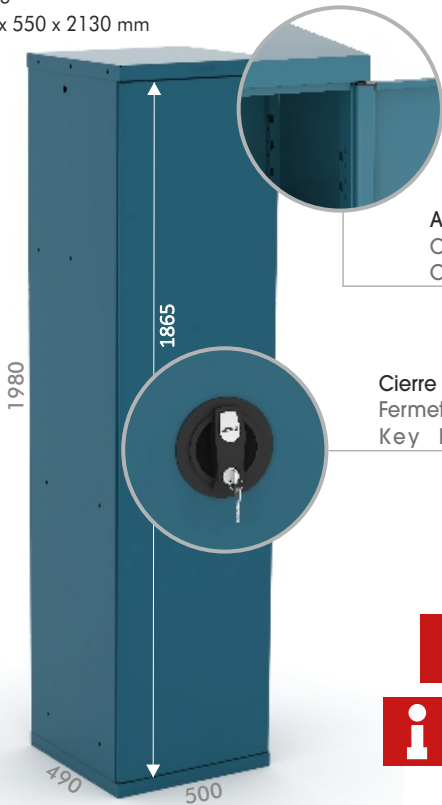
Información de opciones estándares en catálogo general en web.
Information sur les options standard dans le catalogue général sur le web.
Information of standard options in the general catalog on web.

SERIE 157

SERIE 157

Armario 1 puerta
Armoire 1 porte
Cabinet with 1 door

40 Kg
 670 x 550 x 2130 mm



Apertura 180°.
Ouverture 180°.
Opening 180°.

Cierre con llave.
Fermeture à clé.
Key Locking.

Accesorios opcionales
Accessoires optionnels
Optional accessories

Ref. CE P 1

Cierre electrónico
Verrou électronique
Electronic locking
REF. CE P 1
REF. CE P 1 TM
REF. CE P 1 TU

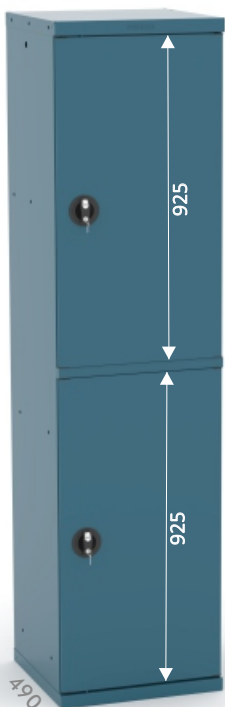
Estanterías graduables cada 25mm.
Étagères réglables chaque 25mm.
Adjustable shelves every 25mm.

Opción puertas de metacrilato.
Option portes de méthacrylate.
Methacrylate doors option.

Ref. 157 2P

Armario 2 puertas
Armoire 2 portes
Cabinet with 2 doors

45 Kg
 670 x 550 x 2130 mm



Ref. 157 C

Armario con soportes para cubetas V-BULL 1, 2, 3
Armoire avec supports pour bacs à bec V-BULL 1, 2, 3
Cabinet with V-BULL 1, 2, 3 tray supports.

45 Kg
 670 x 550 x 2130 mm



ancho 260 mm.
profundeur 260 mm.
width 260 mm.

Ref. V-BULL 1

0,046 kg 0,4 l
54 105 88

Ref. V-BULL 2


0,110 kg 1,2 l
167

Ref. V-BULL 3

0,226 kg 3,5 l
123 144 237


Ref. 157 BG

2 Kg
 0,8 mm
bandeja
plateau
tray




Ref. 157 BP

2,5 Kg
 0,8 mm
bandeja para perchas no incluidas
plateau pour cintres non compris
tray for hangers not included



Ref. 157 T50 BE

3,5 Kg
 0,8 mm
bandeja extraíble
plateau coulissant
removable tray




Ref. 157 S M

soporte móvil
support mobile
mobile support



Ref. 157 P

0,6 mm



Ref. 157 PV

0,6 mm



Ref. 157 SC

4 Kg
 1 mm



Ref. 157 CP

0,5 Kg
 4,92 l




Ref. 157 CG

0,75 Kg
 7,56 l



Ref. 157 TI

4,22 Kg
 1 mm




Ref. 157 TC

1,5 mm




Ref. 157 T50 C100

3,81 Kg
 0,8 mm



Ref. 157 T50 C200

5,5 Kg
 0,8 mm




159 DP 100

MAX 3 separadores
séparateur
dividers

50 Kg


Ref. 157 PPF

6,22 Kg
 1,2 mm




Ref. 159 PPL

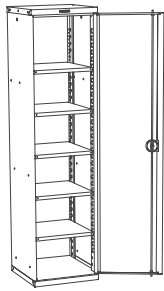
5,5 Kg
 1,2 mm



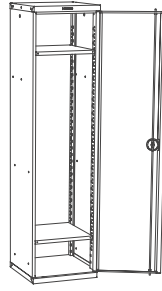
Ref. 156 P

H + 80 mm
 2 mm

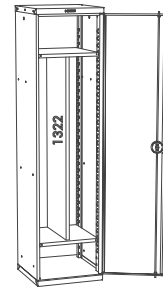




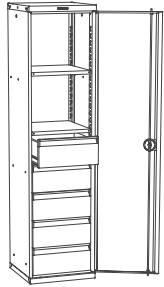
Ref. **157 1**
 50 Kg
 5x 157 BG



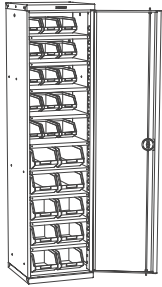
Ref. **157 2**
 42 Kg
 1x 157 BP
 1x 157 BG



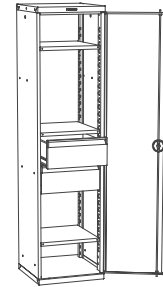
Ref. **157 3**
 50 Kg
 1x 157 BP
 1x 157 SC
 1x 157 BG



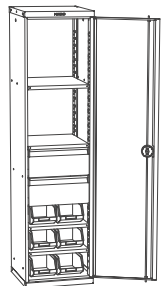
Ref. **157 4**
 72,5 Kg
 2x 157 BG
 5x 157 T50 C200



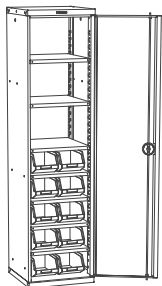
120-300 / 110
 10x 157 CP
 180-310 / 110
 10x 157 CG
 Ref. **157 5**
 73 Kg
 9x 157 BG
 15x 157 CP
 10x 157 CG
 10x 157 TC



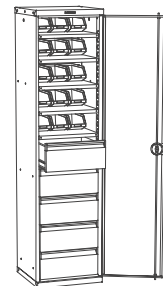
Ref. **157 6**
 57 Kg
 3x 157 BG
 2x 157 T50 C200



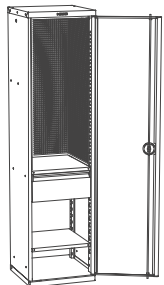
180-310 / 110
 6x 157 CG
 Ref. **157 7**
 47 Kg
 4x 157 BG
 2x 157 T50 C200
 6x 157 CG
 3x 157 TC



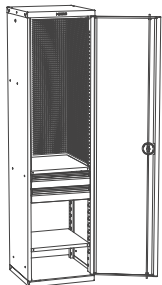
180-310 / 110
 10x 157 CG
 Ref. **157 8**
 70 Kg
 7x 157 BG
 5x 157 TC
 10x 157 CG
 5x 157 TC



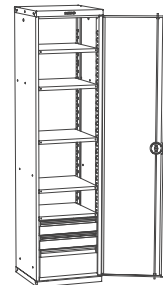
120-300 / 110
 15x 157 CP
 Ref. **157 9**
 54,5 Kg
 5x 157 BG
 15x 157 CP
 5x 157 TC
 5x 157 T50 C200



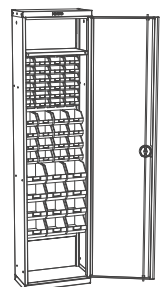
Ref. **157 10**
 65,2 Kg
 1x 157 PPF
 2x 159 PPL
 2x 157 BG
 1x 157 T50 C200



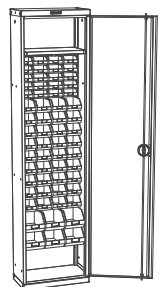
Ref. **157 11**
 67 Kg
 1x 157 PPF
 2x 159 PPL
 2x 157 BG
 2x 157 T50 C100



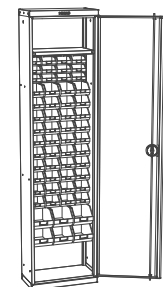
Ref. **157 12**
 62,5 Kg
 5x 157 BG
 2x 157 T50 C100
 1x 157 T50 C200



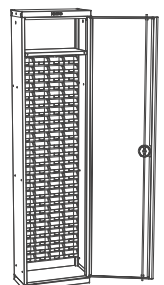
Ref. **157 C 1**
 48,58 Kg
 24x V-BULL 1
 16x V-BULL 2
 12x V-BULL 3
 Incluye estantería remachada
 Comprend une étagère rivetée
 Including riveted shelving



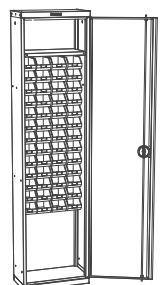
Ref. **157 C 2**
 46,24 Kg
 20x V-BULL 1
 36x V-BULL 2
 6x V-BULL 3
 Incluye estantería remachada
 Comprend une étagère rivetée
 Including riveted shelving



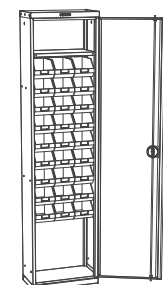
Ref. **157 C 3**
 46,31 Kg
 12x V-BULL 1
 40x V-BULL 2
 6x V-BULL 3
 Incluye estantería remachada
 Comprend une étagère rivetée
 Including riveted shelving



Ref. **157 C 4**
 44,60 Kg
 100x V-BULL 1
 Incluye estantería remachada
 Comprend une étagère rivetée
 Including riveted shelving



Ref. **157 C 5**
 45,72 Kg
 52x V-BULL 2
 Incluye estantería remachada
 Comprend une étagère rivetée
 Including riveted shelving



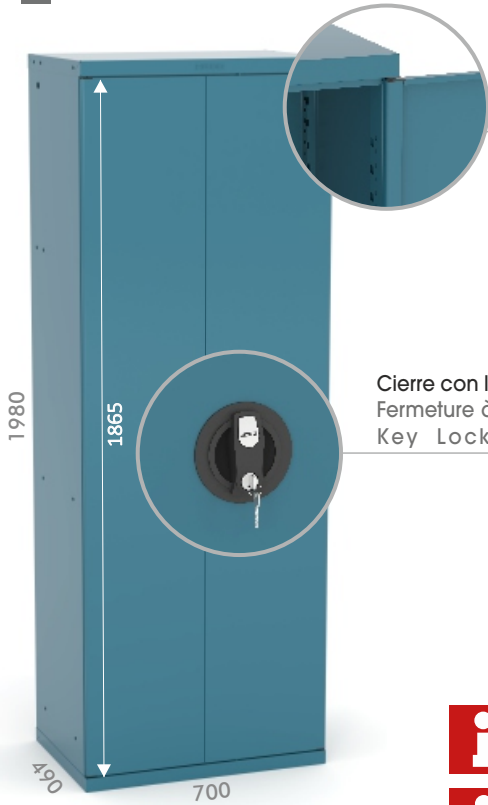
Ref. **157 C 6**
 46,10 Kg
 27x V-BULL 3
 Incluye estantería remachada
 Comprend une étagère rivetée
 Including riveted shelving

SERIE 158

SERIE 158

Armario 2 puertas
Armoire 2 portes
Cabinet with 2 doors

52 Kg
 750 x 750 x 2130 mm



Apertura 180°.
Ouverture 180°.
Opening 180°.

Cierre con llave.
Fermeture à clé.
Key Locking.

Accesorios opcionales
Accessoires optionnels
Optional accessories

Ref. CE P 1

Cierre electrónico
Verrou électronique
Electronic locking
REF. CE P 1
REF. CE P 1 TM
REF. CE P 1 TU

Estanterías graduables cada 25mm.
Étagères réglables chaque 25mm.
Adjustable shelves every 25mm.

Opción puertas de metacrilato.
Option portes de méthacrylate.
Methacrylate doors option.

Ref. 158 C

Armario con soportes para cubetas V-BULL 1, 2, 3
Armoire avec supports pour bacs à bec V-BULL 1, 2, 3
Cabinet with V-BULL 1, 2, 3 tray supports.

50 Kg
 750 x 550 x 2130 mm
 CAP. MAX. 300 Kg

ancho 260 mm.
profundidad 260 mm.
width 260 mm.

Ref. V-BULL 1

0,046 kg 0,4 l



Ref. V-BULL 2

0,110 kg 1,2 l



Ref. V-BULL 3

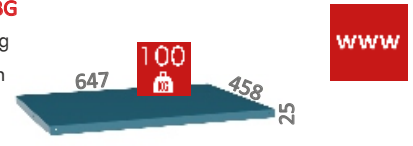
0,226 kg 3,5 l



Ref. 158 BG

2,5 Kg
 1 mm


bandeja
plateau
tray



Ref. 158 BGP

3 Kg
 1 mm


bandeja para carpetas no incluidas
plateau pour dossiers non compris
tray for folders not included



Ref. 158 T50 BE

4 Kg
 0,8 mm

bandeja extraíble
plateau coulissant
removable tray



Ref. 158 S M

1200
 700x490x140

0,6 mm



Ref. 157 CP

0,5 Kg
 4,92 l



Ref. 157 CG

0,75 Kg
 7,56 l

2 mm

7,5 Kg

2 mm

7 Kg

2 mm

7 Kg

2 mm

7 Kg

2 mm

7 Kg

2 mm

7 Kg

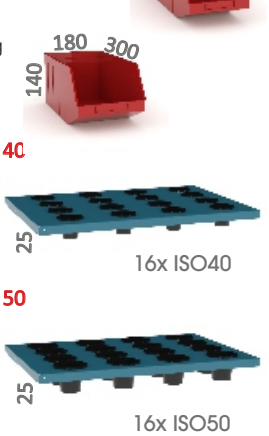
2 mm

7 Kg

2 mm

7 Kg

2 mm



Ref. 158 TI

5,91 Kg
 1 mm



Ref. 158 TC

0,53 Kg
 1,5 mm



Ref. 158 T50 C100

4 Kg
 0,8 mm

6 Kg
 0,8 mm

6 Kg
 0,8 mm

6 Kg
 0,8 mm

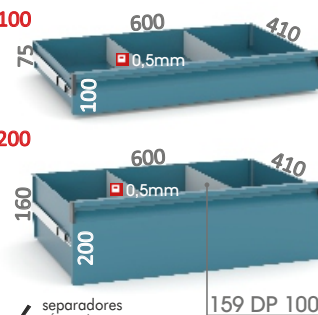
6 Kg
 0,8 mm

6 Kg
 0,8 mm

6 Kg
 0,8 mm

6 Kg
 0,8 mm

6 Kg
 0,8 mm



50 6 separadores
séparateur
dividers
159 DP 100

Ref. 158 PPF

8,2 Kg
 1,2 mm

8,2 Kg
 1,2 mm

8,2 Kg
 1,2 mm

8,2 Kg
 1,2 mm

8,2 Kg
 1,2 mm

Ref. 159 PPL

5,5 Kg
 1,2 mm

5,5 Kg
 1,2 mm

5,5 Kg
 1,2 mm

5,5 Kg
 1,2 mm

5,5 Kg
 1,2 mm

Ref. 156 P

H + 80 mm
 2 mm

H + 80 mm
 2 mm


H + 80 mm
 2 mm

H + 80 mm
 2 mm

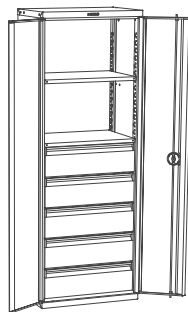
H + 80 mm
 2 mm

Información de opciones estándares en catálogo general en web.
Information sur les options standard dans le catalogue général sur le web.
Information of standard options in the general catalog on web.

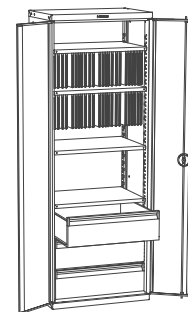
Ref. 158



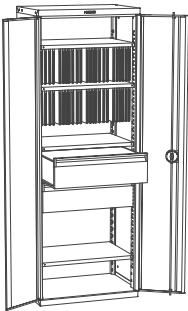
Ref. **158 1**
 64,5 Kg
 5x 158 BG



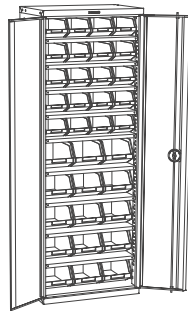
Ref. **158 2**
 87 Kg
 2x 158 BG
 5x 158 T50 C200



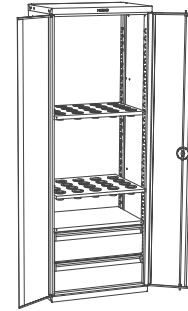
Ref. **158 3**
 83,5 Kg
 2x 158 BGP
 2x 158 BG
 3x 158 T50 C200




Ref. **158 4**
 75 Kg
 2x 158 BGP
 2x 158 BG
 2x 158 T50 C200




Ref. **158 5**
 105 Kg
 9x 158 BG
 20x 157 CP
 15x 157 CG
 10x 157 TC



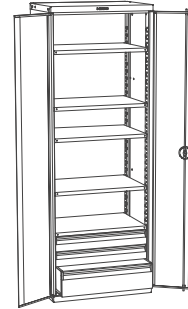
Ref. **158 6 1**
 81,5 Kg
 2x 158 PC 40
 1x 158 BG
 2x 158 T50 C200



Ref. **158 7**
 83,2 Kg
 1x 158 PPF
 2x 159 PPL
 2x 158 BG
 2x 158 T50 C100

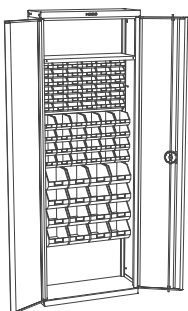


Ref. **158 8**
 81,2 Kg
 1x 158 PPF
 2x 159 PPL
 2x 158 BG
 1x 158 T50 C200

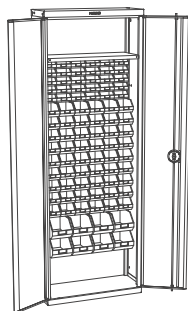


Ref. **158 9**
 78,5 Kg
 5x 158 BG
 2x 158 T50 C100
 1x 158 T50 C200

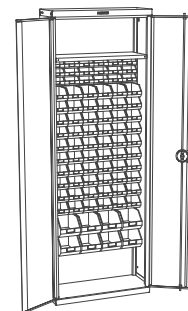
Ref. 158 C



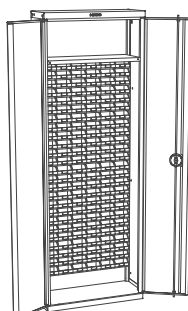
Ref. **158 C 1**
 57,91 Kg
 36x V-BULL 1
 24x V-BULL 2
 16x V-BULL 3
 Incluye estantería remachada
 Comprend une étagère rivetée
 Including riveted shelving



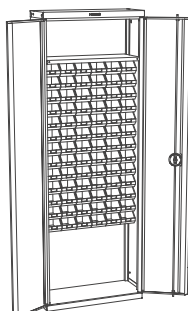
Ref. **158 C 2**
 59,13 Kg
 30x V-BULL 1
 54x V-BULL 2
 8x V-BULL 3
 Incluye estantería remachada
 Comprend une étagère rivetée
 Including riveted shelving



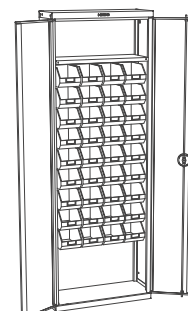
Ref. **158 C 3**
 59,24 Kg
 18x V-BULL 1
 60x V-BULL 2
 8x V-BULL 3
 Incluye estantería remachada
 Comprend une étagère rivetée
 Including riveted shelving



Ref. **158 C 4**
 56,90 Kg
 150x V-BULL 1
 Incluye estantería remachada
 Comprend une étagère rivetée
 Including riveted shelving



Ref. **158 C 5**
 58,58 Kg
 78x V-BULL 2
 Incluye estantería remachada
 Comprend une étagère rivetée
 Including riveted shelving



Ref. **158 C 6**
 58,14 Kg
 36x V-BULL 3
 Incluye estantería remachada
 Comprend une étagère rivetée
 Including riveted shelving

SERIE 159

SERIE 159

Armario 2 puertas
Armoire 2 portes
Cabinet with 2 doors

65 Kg
 1200 x 800 x 2130 mm

Accesorios opcionales
Accessoires optionnels
Optional accessories

Apertura 180°.
Ouverture 180°.
Opening 180°.

Se suministra con goma lisa.
Livré avec revêtement caoutchouc lisse.
Supplied with smooth rubber.

3 mm

Cierre con llave.
Fermeture à clé.
Key Locking.

Ref. 159 C

Armario con soportes para cubetas V-BULL 1, 2, 3
Armoire avec supports pour bacs à bec V-BULL 1, 2, 3
Cabinet with V-BULL 1, 2, 3 tray supports.

70 Kg
 1200 x 800 x 2130 mm

Ref. 159 B

Armario bajo 2 puertas
Armoire sous 2 portes
Cabinet low with 2 doors

38,19 Kg
 1200 x 800 x 1150 mm

Ref. V-BULL 1

0,046 kg 0,4 l



Ref. V-BULL 2

0,110 kg 1,2 l



Ref. V-BULL 3

0,226 kg 3,5 l



ancho 260 mm.
profondeur 260 mm.
width 260 mm.

Ref. 157 BG

2 Kg
 0,8 mm

bandeja
plateau
tray



Ref. 159 BG

4,3 Kg
 1 mm


bandeja
plateau
tray



Ref. 159 BGP

4,5 Kg
 1 mm


bandeja para carpetas no incluidas
plateau pour dossiers non compris
tray for folders not included



Ref. 159 T50 BE

6 Kg
 0,8 mm

bandeja extraíble
plateau coulissant
removable tray




Ref. 159 PV - 159 B PV

12,48 Kg
 0,6 mm



Ref. 159 SC

9,73 Kg
 1 mm



Ref. 159 B SC

5,39 Kg
 1 mm


Ref. 159 TI

7,06 Kg
 1 mm




Ref. 157 T50 C100

3,81 Kg
 0,8 mm



Ref. 157 T50 C200

5,5 Kg
 0,8 mm

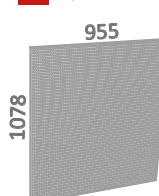


159 DP 100

MAX 3 separadores
séparateur
dividers

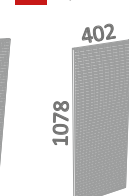
Ref. 159 PPF

13 Kg
 1,2 mm



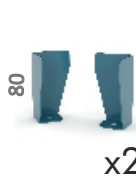
Ref. 159 PPL

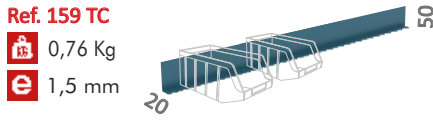

5,5 Kg
 1,2 mm





Ref. 156 P

H +80 mm
 2 mm






Ref. CE P 1

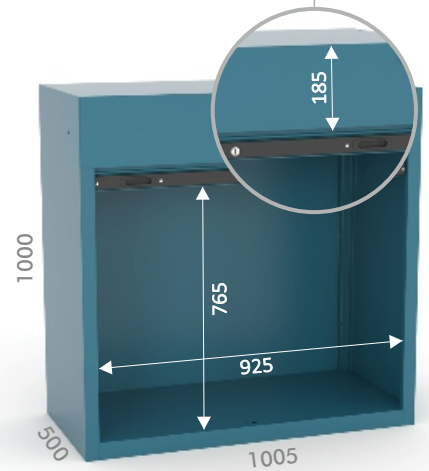


Ref. 159 P
Armario con persiana, dos asas.
Armoire avec rideau, deux poignées.
Shutter closure cabinet, two handles.

88,17 Kg
1200 x 800 x 2130 mm

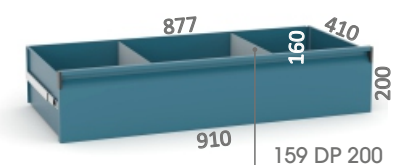

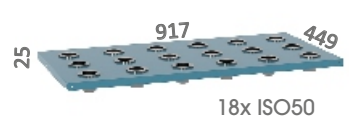

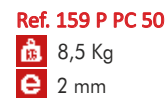
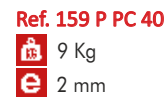
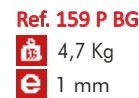
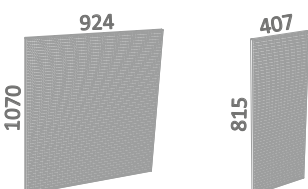
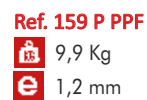
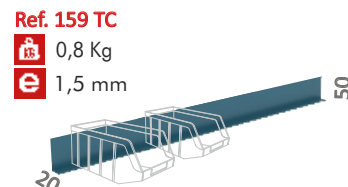
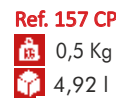


Cierre con llave 1 punto, metal cromado (2 llaves).
Fermeture à clé 1 point, métal chromé (2 clés).
1 point key Locking, chrome metal (2 keys).



Ref. 159 P B
Armario con persiana
Armoire avec rideau
Shutter closure cabinet
49,4 Kg
1200 x 800 x 1150 mm

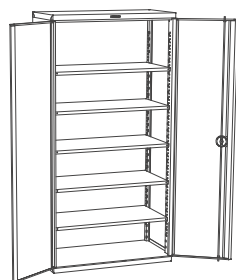
Accesorios opcionales
Accessoires optionnels
Optional accessories



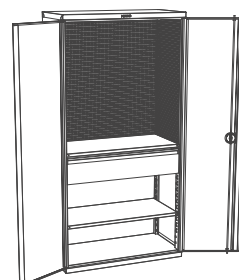
SERIE 159




Ref. **159 1**
 113,5 Kg
 5x 159 T50 C200
 2x 159 BG




Ref. **159 2**
 87,5 Kg
 5x 159 BG




Ref. **159 3**
 98,5 Kg
 2x 159 BG
 1x 159 T50 C200
 2x 159 PPL
 1x 159 PPF




Ref. **159 4**
 83 Kg
 3x 159 BG
 2x 159 BGP



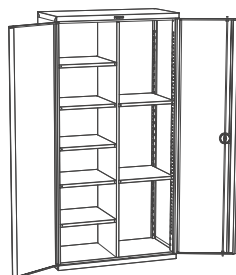
Ref. **159 5 1**
 94,5 Kg
 1x 159 T50 C200
 1x 159 BG
 2x 159 PC40



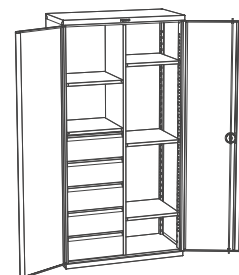
Ref. **159 5 1 5**
 94,5 Kg
 1x 159 T50 C200
 1x 159 BG
 2x 159 PC50
 1x 159 PPF



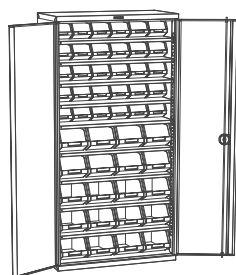
Ref. **159 6 1**
 96,5 Kg
 2x 159 T50 C200
 2x 159 BG
 1x 159 PC40



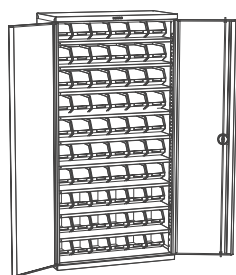
Ref. **159 7**
 92,5 Kg
 7x 157 BG
 1x 159 SC



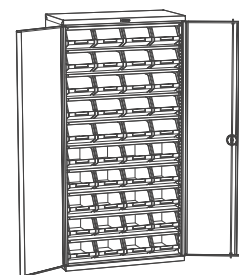
Ref. **159 8**
 120,5 Kg
 5x 157 T50 C200
 5x 157 BG
 1x 159 SC




Ref. **159 9**
 122 Kg
 9x 159 BG
 30x 157 CP
 20x 157 CG
 10x 157 TC



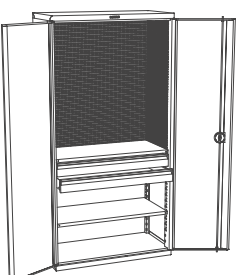
Ref. **159 9 CP**
 129,60 Kg
 9x 159 BG
 60x 157 CP
 10x 159 TC



Ref. **159 9 CG**
 129,6 Kg
 2x 159 BG
 40x 157 CG
 10x 159 TC



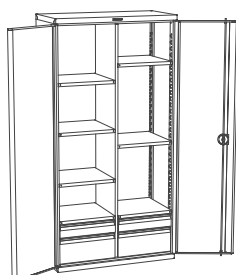
Ref. **159 10**
 95,5 Kg
 4x 159 BG
 2x 159 T50 C100
 1x 159 T50 C200



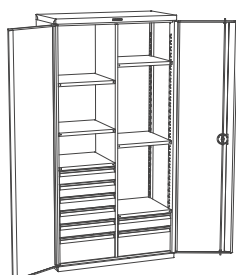
Ref. **159 11**
 106 Kg
 2x 159 BG
 2x 159 T50 C100
 2x 159 PPL
 1x 159 PPF




Ref. **159 12**
 118 Kg
 2x 159 BG
 2x 159 T50 C100
 4x 159 T50 C200




Ref. **159 13**
 110,5 Kg
 7x 157 BG
 2x 157 T50 C100
 2x 157 T50 C200
 1x 159 SC



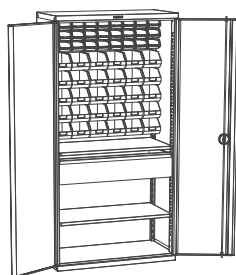
Ref. **159 14**
 122,5 Kg
 6x 157 BG
 6x 157 T50 C100
 2x 157 T50 C200
 1x 159 SC



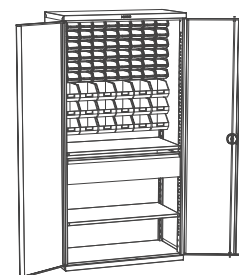
Ref. **159 15**
 144,5 Kg
 4x 157 BG
 4x 157 T50 C100
 8x 157 T50 C200
 1x 159 SC



Ref. **159 16**
 110 Kg
 42x V-BULL 3
 1x 159 T50 C200
 2x 159 BG

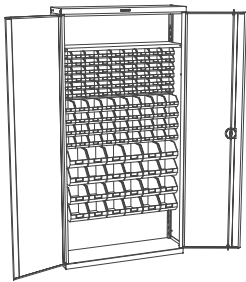


Ref. **159 17**
 110 Kg
 27x V-BULL 2
 30x V-BULL 3
 1x 159 T50 C200
 2x 159 BG




Ref. **159 18**
 110 Kg
 54x V-BULL 2
 18x V-BULL 3
 1x 159 T50 C200
 2x 159 BG

SERIE 159 C




Ref. **159 C 1**

81,37 Kg
54x V-BULL 1
36x V-BULL 2
24x V-BULL 3
Incluye estantería remachada
Comprend une étagère rivetée
Including riveted shelving



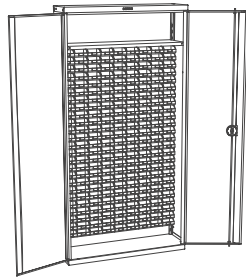
Ref. **159 C 2**

83,69 Kg
45x V-BULL 1
81x V-BULL 2
12x V-BULL 3
Incluye estantería remachada
Comprend une étagère rivetée
Including riveted shelving



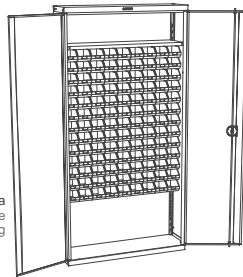
Ref. **159 C 3**

83,85 Kg
27x V-BULL 1
90x V-BULL 2
12x V-BULL 3
Incluye estantería remachada
Comprend une étagère rivetée
Including riveted shelving




Ref. **159 C 4**

80,35 Kg
225x V-BULL 1
Incluye estantería remachada
Comprend une étagère rivetée
Including riveted shelving



Ref. **159 C 5**

82,87 Kg
117x V-BULL 2
Incluye estantería remachada
Comprend une étagère rivetée
Including riveted shelving



Ref. **159 C 6**

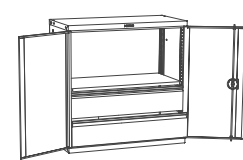
82,20 Kg
54x V-BULL 3
Incluye estantería remachada
Comprend une étagère rivetée
Including riveted shelving

SERIE 159 B



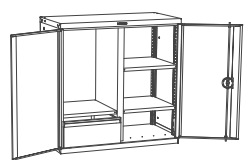
Ref. **159 B 1**

41,5 Kg
2x 159 BG



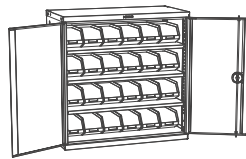
Ref. **159 B 2**

55,5 Kg
1x 159 BG
2x 159 T50 C200



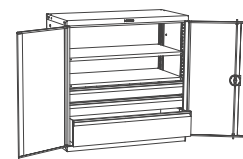
Ref. **159 B 3**

51,5 Kg
3x 157 BG
1x 159 B SC
1x 157 T50 C200



Ref. **159 B 4**

53,5 Kg
3x 159 BG
24x 157 CP



Ref. **159 B 5**

63 Kg
2x 159 BG
2x 159 T50 C100
1x 159 T50 C200



Ref. **159 B 6**

48 Kg
2x 159 BG
1x 159 T50 C100



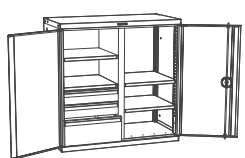
Ref. **159 B 7**

73 Kg
4x 157 BG
1x 159 B SC
4x 157 T50 C100
2x 157 T50 C200



Ref. **159 B 8**

71,5 Kg
4x 157 BG
1x 159 B SC
2x 157 T50 C100
3x 157 T50 C200



Ref. **159 B 9**

60,5 Kg
4x 157 BG
1x 159 B SC
2x 157 T50 C100
1x 157 T50 C200

SERIE 159 P



Ref. **159 P 1**

116 Kg
2x 159 P BG
5x 159 P T50 C200



Ref. **159 P 2**

119 Kg
2x 159 P BG
2x 159 P T50 C100
4x 159 P T50 C200



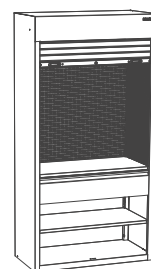
Ref. **159 P 3**

101 Kg
5x 159 P BG



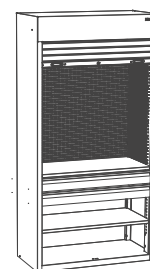
Ref. **159 P 4**

111 Kg
4x 159 P BG
2x 159 P T50 C100
1x 159 P T50 C200



Ref. **159 P 5**

114 Kg
2x 159 P BG
1x 159 P PPF
2x 159 P PPL
1x 159 P T50 C200



Ref. **159 P 6**

112 Kg
2x 159 P BG
1x 159 P PPF
2x 159 P PPL
2x 159 P T50 C100



Ref. **159 P B 1**

67 Kg
1x 159 P BG
2x 159 P T50 C100
1x 159 P T50 C200



Ref. **159 P B 2**

64 Kg
1x 159 P BG
2x 159 P T50 C200



Ref. **159 P B 3**

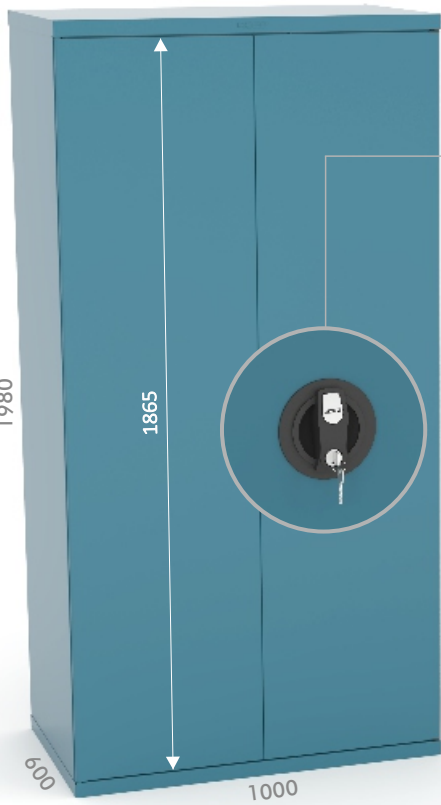
52 Kg
1x 159 P BG

SERIE 159 F6

SERIE 159 F6

Armario 2 puertas fondo 600mm.
Armoire 2 portes profondeur 600mm.
Cabinet with 2 doors depth 600mm.

75 Kg 1200 x 800 x 2130 mm



Cierre con llave.
Fermeture à clé.
Key Locking.



Ref. 159 F6 B

Armario bajo 2 puertas
Armoire sous 2 portes
Cabinet low with 2 doors

38,1 Kg
 1200 x 800 x 1150 mm

Gama de producto
Gamme de produit
Product range




Ref. 159 2 F6

5x 159 F6 BG
 92,75 Kg

Accesorios opcionales
Accessoires optionnels
Optional accessories

Ref. 159 F6 BG

5,23 Kg
 1 mm
bandeja
plateau
tray



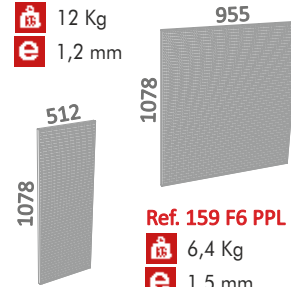
Ref. 159 PV

0,6 mm



Ref. 159 PPF

12 Kg
 1,2 mm




Ref. 159 F6 PPL

6,4 Kg
 1,5 mm

Ref. 159 F6 T50 C100


8,4 Kg
 0,8 mm



162 DP 100
Separador
Séparateur / Divider

Ref. 159 F6 T50 C150


9,7 Kg
 0,8 mm



162 DP 150
Separador
Séparateur / Divider

Ref. 159 F6 T50 C200


11 Kg
 0,8 mm



162 DP 200
Separador
Séparateur / Divider


MAX 8 separadores
séparateur
dividers

Ref. 159 F6 S M



Ref. 159 F6 TI

8,68 Kg
 1 mm




Ref. 159 TC

0,76 Kg
 1,5 mm




Ref. 157 CP

0,5 Kg
 4,92 l



Ref. 157 CG

0,75 Kg
 7,56 l



Ref. CE P 1

Cierre electrónico
Verrou électronique
Electronic locking



REF. CE P 1
REF. CE P 1 TM
REF. CE P 1 TU


www

SERIE **159 CA**

Armarios esquineros.
Armoires d'angle.
Corner cabinets.



Ref. **159 CA**



Ref. **159 B CA**

Gama de producto
Gamme de produit
Product range

F 490

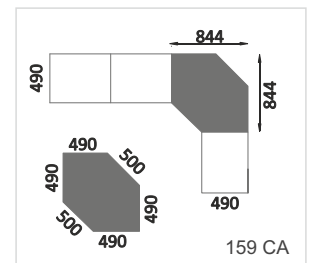
Armario esquinero 1 puerta F 490
Armoire cantonnière 1 porte F490
Corner cabinet with 1 door F490

Ref. **159 CA**

- 70 Kg
- 100 Kg
- 1500 x 1000 x 2130 mm

Ref. **159 B CA**

- 44 Kg
- 71 Kg
- 1500 x 1000 x 1150 mm



F 600

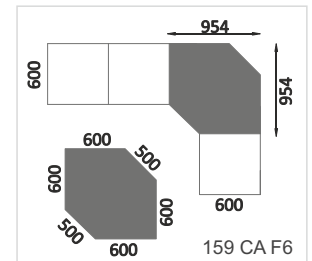
Armario esquinero 1 puerta F 600
Armoire cantonnière 1 porte F 600
Corner cabinet with 1 door F 600

Ref. **159 CA F6**

- 83 Kg
- 113 Kg
- 1500 x 1000 x 2130 mm

Ref. **159 B CA F6**


- 52 Kg
- 79 Kg
- 1500 x 1000 x 1150 mm



Accesorios opcionales
Accessoires optionnels
Optional accessories


Ref. **159 CA B**

- 7,2 Kg bandeja plateau tray
- 1 mm



Ref. **159 CA F6 B**

- 9,5 Kg bandeja plateau tray
- 1 mm

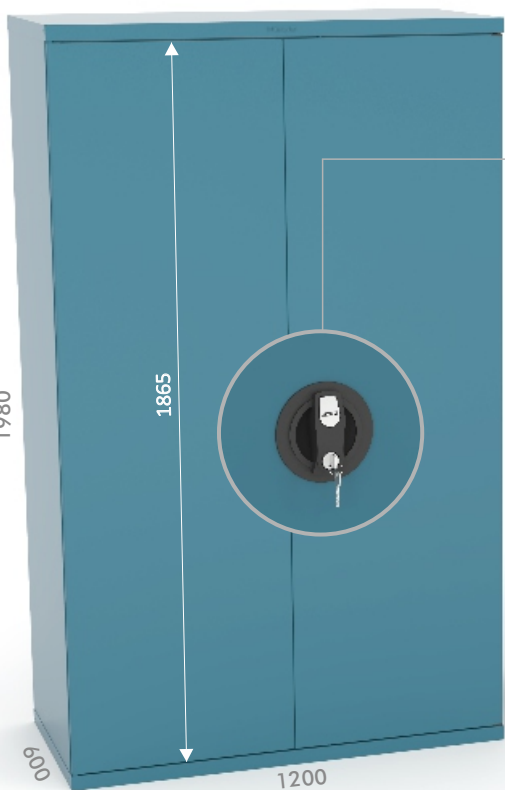


SERIE 162

SERIE 162

Armario 2 puertas ancho 1200mm.
Armoire 2 portes largeur 1200mm.
Cabinet with 2 doors width 1200mm.

76,1 Kg 1200 x 800 x 2130 mm



Cierre con llave.
Fermeture à clé.
Key Locking.



Ref. 162 B

Armario bajo 2 puertas
Armoire sous 2 portes
Cabinet low with 2 doors

48,72 Kg
 1200 x 800 x 1150 mm

Gama de producto
Gamme de produit
Product range



Ref. 162 2

5x 162 BG
 107,8 Kg

Accesorios opcionales
Accessoires optionnels
Optional accessories

Ref. 162 BG

6,25 Kg

1 mm

bandeja
plateau
tray



Ref. 162 PV


0,6 mm



Ref. 159 F6 PPL

6,4 Kg

1,2 mm



Ref. 162 PPF

15,56 Kg

1,2 mm


Ref. 159 F6 S M



Ref. 157 CP

0,5 Kg

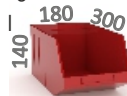
4,92 l



Ref. 157 CG

0,75 Kg

7,56 l



Ref. CE P 1

Cierre electrónico
Verrou électronique
Electronic locking

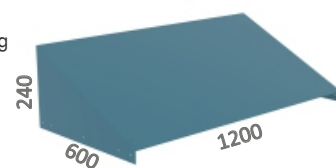


REF. CE P 1
REF. CE P 1 TM
REF. CE P 1 TU

Ref. 162 TI

9,51 Kg


1 mm



Ref. 162 T50 C100

10,3 Kg


0,8 mm



Ref. 162 T50 C150

11,8 Kg

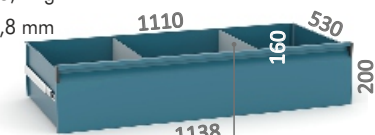
0,8 mm



Ref. 162 T50 C200

13,4 Kg

0,8 mm



50

MAX 10

separadores
séparateur
dividers

Séparateur
Séparateur / Divider

SERIE 162 PC

WWW



Cierre con llave y tirador.
Serrure et clé et poignée.
Key locking and handle.

Ref. 162 PC

Armario con puertas correderas
Armoire avec portes coulissantes
Cabinet with sliding doors

95 Kg
1200 x 800 x 2130 mm

Ref. 162 PC B

Armario bajo puertas correderas
Armoire sous portes coulissantes
Cabinet low sliding doors

63,82 Kg
1200 x 800 x 1150 mm

Gama de producto
Gamme de produit
Product range

Ref. 162 PC 2

1x 162 PC SC
10x 162 PC BG

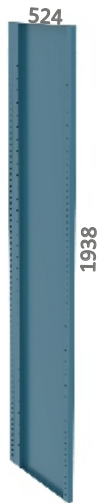
134,95 Kg



Accesorios opcionales
Accessoires optionnels
Optional accessories


Ref. 162 PC SC

11,62 Kg
1 mm



Ref. 162 PC T50 C100


5,64 Kg
1 mm



GT 50


Ref. 162 PC B SC

7,75 Kg
1 mm



Ref. 162 PC T50 C150

6,43 Kg
1 mm



Ref. 162 PC B 2

1x 162 PC B SC
4x 162 PC BG

82,89 Kg



Ref. 162 PC BG

2,83 Kg
1 mm



Ref. 162 PC T50 C200

7,26 Kg
1 mm



SERIE V-420

SERIE V-420

Armario para cubetas V-FOX
Armoire pour bacs à bec V-FOX
Cabinet for V-FOX trays

63 Kg

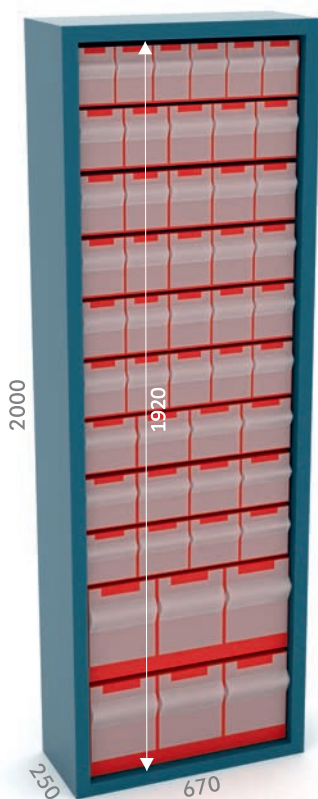
670 x 550 x 2130 mm

SERIE V-FOX

COLOR
COULEUR
COLOUR



No admite ruedas
Roues interdites
No wheels allowed



Ref. V-420 P

ACCESORIO Puerta Opaca
ACCESSOIRES Porte opaque
ACCESSORY Opaque Door



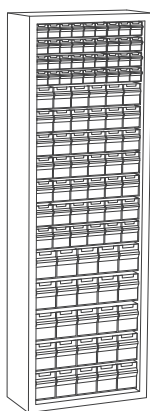
Ref. V-420 PV

ACCESORIO Puerta con Metacrilato
ACCESSOIRE Porte en Méthacrylate
ACCESSORY Methacrylate Door



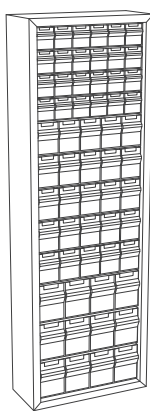
Apertura de las puertas a 90°.
Ouverture des portes à 90°.
90° doors opening.

Gama de producto
Gamme de produit
Product range



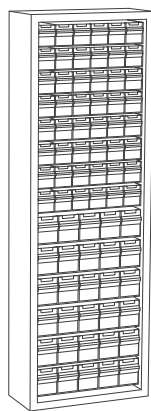
V-420 H 1

61,66 Kg
4x V-FOX 101
7x V-FOX 102
5x V-FOX 103



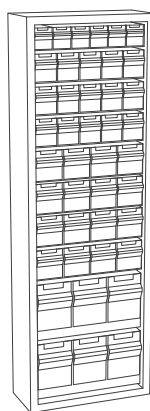
V-420 H 2

64,22 Kg
4x V-FOX 102
5x V-FOX 103
3x V-FOX 104



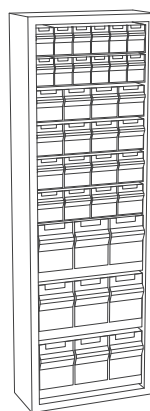
V-420 H 3

60,04 Kg
8x V-FOX 102
6x V-FOX 103



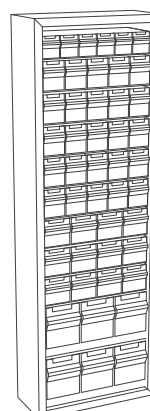
V-420 H 4

67,18 Kg
1x V-FOX 102
3x V-FOX 103
4x V-FOX 104
2x V-FOX 105



V-420 H 5

67,8 Kg
2x V-FOX 103
4x V-FOX 104
3x V-FOX 105



V-420 H 6

68,18 Kg
1x V-FOX 102
5x V-FOX 103
3x V-FOX 104
2x V-FOX 105

Accesorios opcionales
Accessoires optionnels
Optional accessories

Ref. V-FOX 101

0,12 l
 0,65 Kg

9 CUBETAS
BACS À BEC
TRAYS



Ref. V-FOX 101 V
VARILLA DE SEGURIDAD
TRINGLE DE SECURITÉ
SAFETY BAR

Ref. V-FOX 102

0,42 l
 1,08 Kg

6 CUBETAS
BACS À BEC
TRAYS




Ref. V-FOX 102 V
VARILLA DE SEGURIDAD
TRINGLE DE SECURITÉ
SAFETY BAR

Ref. V-FOX 103

1,2 l
 1,90 Kg

5 CUBETAS
BACS À BEC
TRAYS




Ref. V-FOX 103 V
VARILLA DE SEGURIDAD
TRINGLE DE SECURITÉ
SAFETY BAR

Ref. V-FOX 104

2,4 l
 2,8 Kg

4 CUBETAS
BACS À BEC
TRAYS




Ref. V-FOX 104 V
VARILLA DE SEGURIDAD
TRINGLE DE SECURITÉ
SAFETY BAR

Ref. V-FOX 105

4,5 l
 3,6 Kg

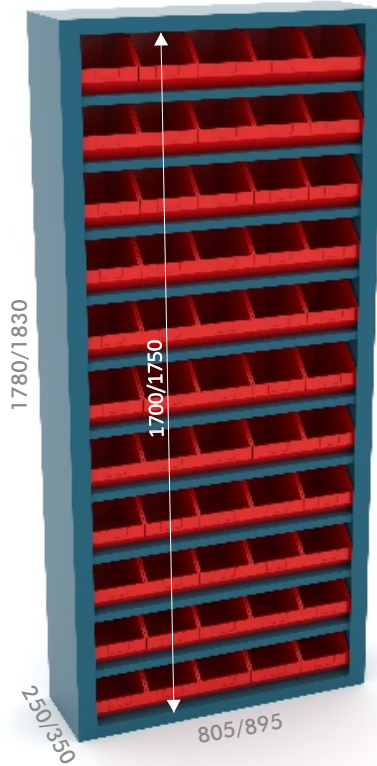
3 CUBETAS
BACS À BEC
TRAYS



Ref. V-FOX 105 V
VARILLA DE SEGURIDAD
TRINGLE DE SECURITÉ
SAFETY BAR

SERIE **V-ABULL**

WWW



SERIE V-ABULL
Armario para cubetas V-ABULL
Armoire pour bacs à bec V-ABULL
Cabinet for V-ABULL trays

64,5 Kg

1200 x 800 x 1900-1950 mm

SERIE V-BULL

COLOR
COLEUR
COLOUR

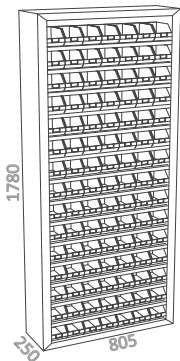


No admite ruedas
Roues interdites
No wheels allowed



Capacidad de carga por bandeja
Capacité de charge par plateau
Loading capacity per tray

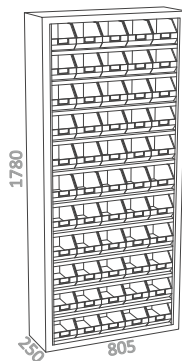
Gama de producto
Gamme de produit
Product range



105-167
V-ABULL 2
7u. estante
7 shelves
x15 filas
x15 rows
105 cubetas
105 casiers
trays

V-ABULL 2

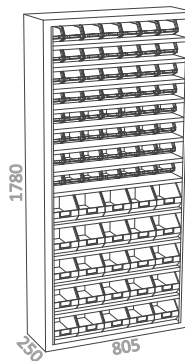
76 Kg
14x V-ABULL B
105x V-BULL 2



144-237
V-ABULL 3
5u. estante
5 shelves
x11 filas
x11 rows
55 cubetas
55 casiers
trays

V-ABULL 3

64 Kg
10x V-ABULL B
55x V-BULL 3

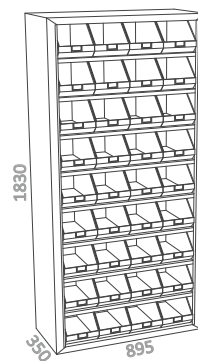


105-167
V-ABULL 2
7u. estante
7 shelves
x8 filas
x8 rows
56 cubetas
56 casiers
trays

144-237
V-ABULL 3
5u. estante
5 shelves
x5 filas
x5 rows
25 cubetas
25 casiers
trays

V-ABULL 2 3

70 Kg
12x V-ABULL B
56x V-BULL 2
25x V-BULL 3



205-345
V-ABULL 4
4u. estante
4 shelves
x9 filas
x9 rows
36 cubetas
36 casiers
trays

V-ABULL 4

85 Kg
8x V-ABULL B
36x V-BULL 4

Accesorios opcionales
Accessoires optionnels
Optional accessories

Ref. V-BULL 1
 0,4 l
 0,046 Kg



Ref. V-BULL 2
 1,2 l
 0,110 Kg



Ref. V-BULL 3
 3,5 l
 0,226 Kg




Ref. V-BULL 4
 9,1 l
 0,638 Kg



SERIE 155 - 155 TI



SERIE 156 - 156 TI

SERIE 164



SERIE 160

SERIE 163



accesorios
accessoires
accessories

Ref. 156 CC



Ref. 156 CM



Ref. CE P 1



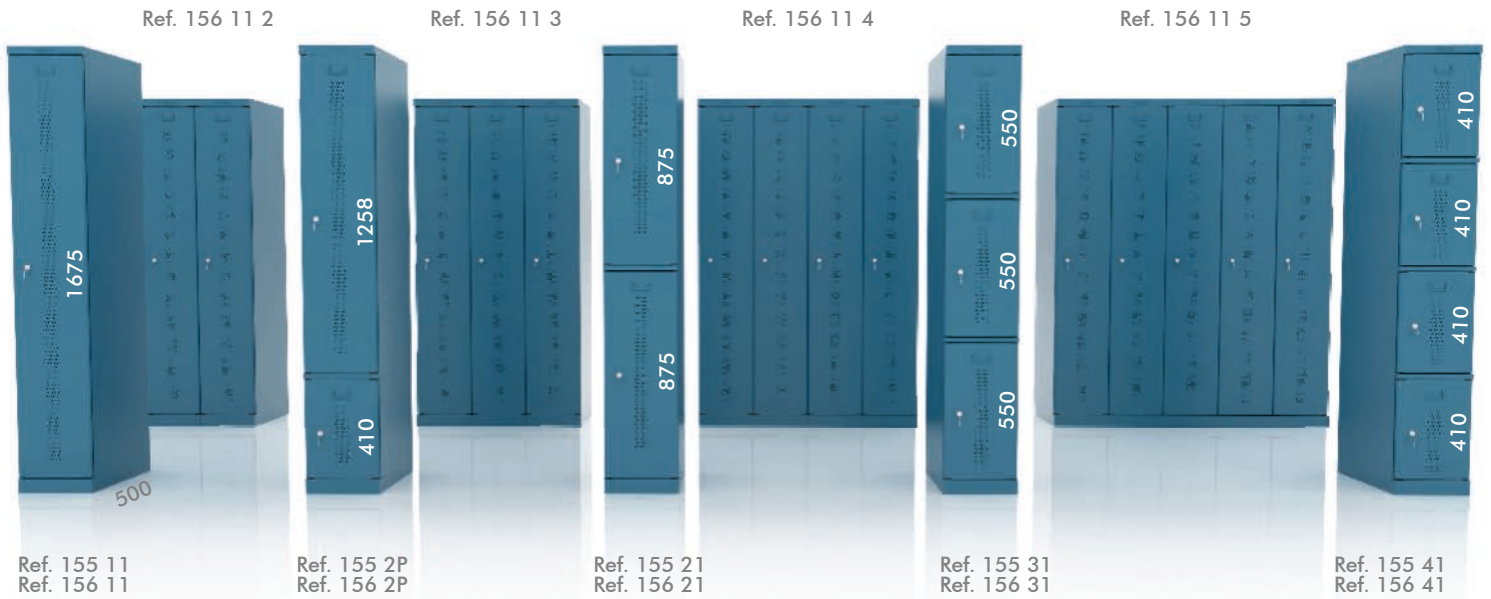
Ref. 156 P



Ref. 156 CCN



Cierre electrónico
Verrou électronique
Electronic locking




información
information
information



Portaetiquetas y agujeros de ventilación.
Porte - étiquettes et trous de ventilation.
Label holder and ventilation holes.



Cierre con llave.
Fermeture à clé.
Key Locking.



TI: Con techo inclinado.
TI: Avec toit incliné.
TI: With sloped roof.



- [ES]**
- Gran variedad de medidas y configuraciones.
 - Diseño robusto y resistente.
 - Banco en madera de pino.
 - Varios opciones de cierre de las taquillas.
 - Apertura de puertas de 180 °.
 - Opción con techo inclinado.
 - Color estándar azul martelé posibilidad colores en opción.
 - Cierre electrónico. Sistema RFID opcional.

- [FR]**
- Grande variété de tailles et configurations.
 - Conception robuste et résistante.
 - Banc en bois de pin.
 - Plusieurs options disponibles pour la fermeture de l'armoire vestiaire.
 - Ouverture des portes à 180 °.
 - Option avec toit Incliné.
 - Couleur standard bleu martelé possibilité teintes en option.
 - Système RFID en option.

- [EN]**
- Wide range of sizes and configurations.
 - Strong and resistant design.
 - Pinewood bench.
 - Wide range of closure accessories available
 - 180 ° opening doors.
 - Optional sloped roof.
 - Standard colour hammered blue possibility optional colours.
 - Option RFID system.



SERIE 156 BV

Ref. 156 BV 10

 11 Kg
 670 x 550 x 1020 mm





Ref. 156 BV 15

 19 Kg
 670 x 550 x 1620 mm




Asiento en madera de pino.
Siège en bois de pin.
Pine wood seat.


Ref. 156 BV 20

 23 Kg
 670 x 550 x 2120 mm




 Estructura de tubo 30 x 30 x 1,5 mm.
Structure de tube 30 x 30 x 1,5 mm.
Tube structure 30 x 30 x 1,5mm.


SERIE 155-156




Portaetiquetas y agujeros de ventilación.
Porte - étiquettes et trous de ventilation.
Label holder and ventilation holes.

Cierre con llave.
Fermeture à clé.
Key locking.





 TI: Con techo inclinado
TI: Avec toit incliné.
TI: With sloped roof.





Estantería remachadas.
Étagère rivetée.
Riveted shelf.



Ref. 155

L = 400mm
 41 Kg
 550 x 670 x 1960 mm
SERIE CE P 1



Ref. 155 TI

L = 400mm
 41 Kg
 550 x 670 x 2130 mm
SERIE CE P 1

Ref. 156

L = 300mm
 41 Kg
 550 x 670 x 1960 mm
SERIE CE P 1


Ref. 156 TI

L = 300mm
 41 Kg
 550 x 670 x 2130 mm
SERIE CE P 1



www

Clasificación según distribución puertas
Classification selon la répartition des portes
Classification according to door distribution



Opciones
Options
Options

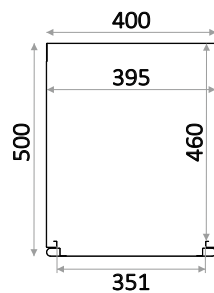
i Indica número de puertas
Indique le nombre de portes
Indicates number of doors

e 0,8 mm estructura chasis / frame
e 0,7 mm estanteria étagère / shelf
e 0,6 mm puerta porte / door

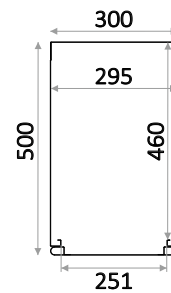
25 Estanteria remachada, se montan en fabrica.
Étagère rivetée, sont montés en usine.
Riveted shelf are assembled in the factory.



SERIE 155



SERIE 156



Ref. 156 SC

Separador central
(solo para taquilla 1 puerta).
Séparateur centrale
(seulement pour armoire 1 porte).
Central divider
(only for cabinet 1 door).

Información adicional
Information supplémentaire
Additional information

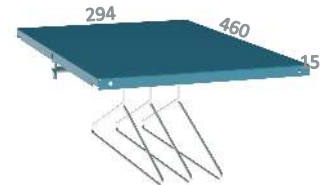
Información de opciones estándares en catálogo general en web.
Information sur les options standard dans le catalogue général sur le web.
Information of standard options in the general catalog on web.

Accesorios
Accessoires
Accessories

BANDEJA PERCHERO
PORTE-MANTEAU ÉTAGÈRE
COAT HOLDERS TRAY

Ref. 156 BP

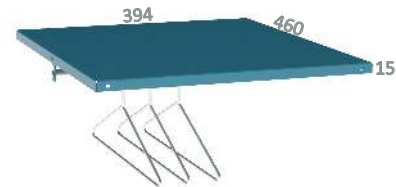
i 1,15 Kg
e 0,8 mm



i Bandeja remachadas.
Étagère riveté.
Riveted tray.

Ref. 155 BP

i 1,48 Kg
e 0,8 mm



i Bandeja remachadas.
Étagère riveté.
Riveted tray.

PIES
PIEDS
FEET

Ref. 156 P

Juego de 2 unidades
Jeu de 2 unités
2 units set



CIERRES
FERMETURES
CLOSURES

Ref. 156 CCN



Ref. 156 CM



Ref. 156 CC



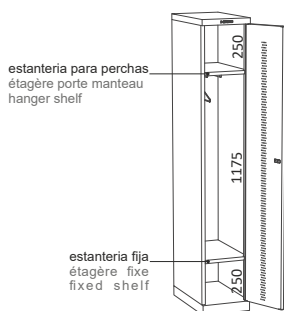
Ref. CE P 1

i Cierre electrónico
Verrou électronique
Electronic locking

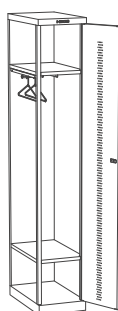
REF. CE P 1 - REF. CE P 1 TM -
REF. CE P 1 TU




Ref. 155 1-156 1



Ref. **155 11**
 30 Kg
 Ref. **156 11**
 28 Kg
 Ref. **155 TI 11**
 33 Kg
 Ref. **156 TI 11**
 30 Kg
2u. Ref. 156 P

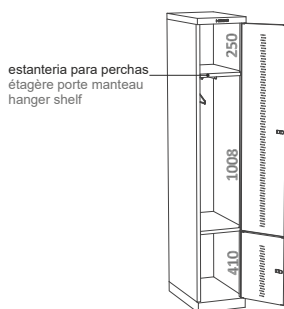


Ref. **155 12**
 27 Kg
 Ref. **156 12**
 25 Kg
 Ref. **155 TI 12**
 30 Kg
 Ref. **156 TI 12**
 28 Kg
2u. Ref. 156 P

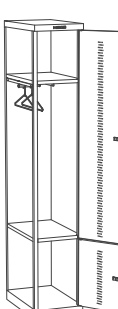


Ref. **155 11 2**
 57 Kg
 Ref. **156 11 2**
 53 Kg
 Ref. **155 TI 11 2**
 63 Kg
 Ref. **156 TI 11 2**
 59 Kg
2u. Ref. 156 P

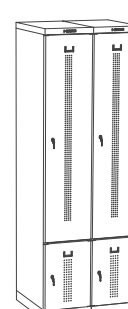
Ref. 155 2P-156 2P



Ref. **155 2P 1**
 32 Kg
 Ref. **156 2P 1**
 30,3 Kg
 Ref. **155 TI 2P 1**
 35 Kg
 Ref. **156 TI 2P 1**
 33,3 Kg
2u. Ref. 156 P

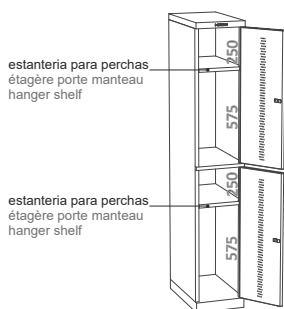


Ref. **155 2P 2**
 29 Kg
 Ref. **156 2P 2**
 27,3 Kg
 Ref. **155 2P 2**
 32 Kg
 Ref. **156 2P 2**
 30,3 Kg
2u. Ref. 156 P

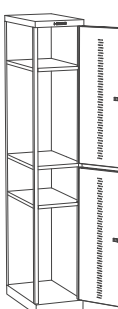


Ref. **155 2P 1 2**
 61 Kg
 Ref. **156 2P 1 2**
 57,6 Kg
 Ref. **155 2P 1 2**
 67 Kg
 Ref. **156 2P 1 2**
 63,6 Kg
2u. Ref. 156 P

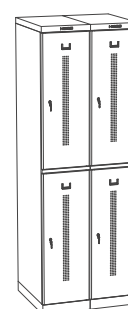
Ref. 155 2-156 2



Ref. **155 21**
 31 Kg
 Ref. **156 21**
 29 Kg
 Ref. **155 TI 21**
 34 Kg
 Ref. **156 TI 21**
 32 Kg
2u. Ref. 156 P



Ref. **155 22**
 28 Kg
 Ref. **156 22**
 26 Kg
 Ref. **155 TI 22**
 31 Kg
 Ref. **156 TI 22**
 29 Kg
2u. Ref. 156 P



Ref. **155 21 2**
 59 Kg
 Ref. **156 21 2**
 55 Kg
 Ref. **155 TI 21 2**
 65 Kg
 Ref. **156 TI 21 2**
 61 Kg
2u. Ref. 156 P

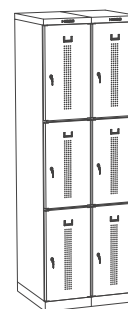
Ref. 155 3-156 3



Ref. **155 31**
 31 Kg
 Ref. **156 31**
 30 Kg
 Ref. **155 TI 31**
 34 Kg
 Ref. **156 TI 31**
 33 Kg
2u. Ref. 156 P

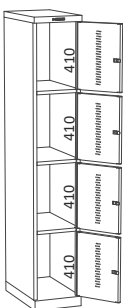


Ref. **155 32**
 28 Kg
 Ref. **156 32**
 27 Kg
 Ref. **155 TI 32**
 31 Kg
 Ref. **156 TI 32**
 30 Kg
2u. Ref. 156 P

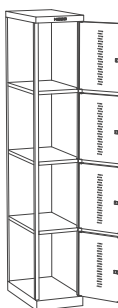


Ref. **155 31 2**
 59 Kg
 Ref. **156 31 2**
 57 Kg
 Ref. **155 31 2**
 65 Kg
 Ref. **156 31 2**
 63 Kg
2u. Ref. 156 P

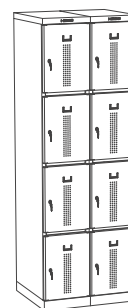
Ref. 155 4-156 4



Ref. **155 41**
 33 Kg
 Ref. **156 41**
 30 Kg
 Ref. **155 TI 41**
 36 Kg
 Ref. **156 TI 41**
 33 Kg
2u. Ref. 156 P




Ref. **155 42**
 30 Kg
 Ref. **156 42**
 27 Kg
 Ref. **155 TI 42**
 33 Kg
 Ref. **156 TI 42**
 30 Kg
2u. Ref. 156 P

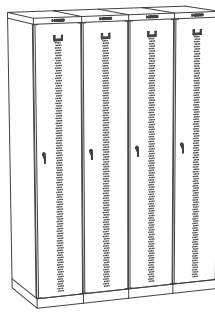


Ref. **155 41 2**
 63 Kg
 Ref. **156 41 2**
 57 Kg
 Ref. **155 TI 41 2**
 68 Kg
 Ref. **156 TI 41 2**
 57 Kg
2u. Ref. 156 P

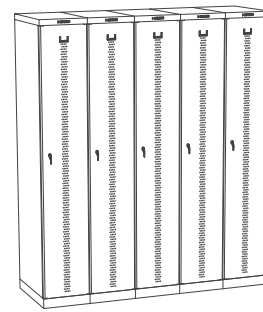
Ref. 155 1-156 1



Ref. **155 11 3**
 91,5 Kg
 Ref. **156 11 3**
 81 Kg
 Ref. **155 TI 11 3**
 100,5 Kg
 Ref. **156 TI 11 3**
 90 Kg
2u. Ref. 156 P

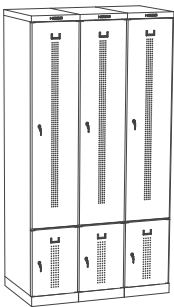


Ref. **155 11 4**
 122 Kg
 Ref. **156 11 4**
 110,5 Kg
 Ref. **155 TI 11 4**
 134 Kg
 Ref. **156 TI 11 4**
 122,5 Kg
3u. Ref. 156 P

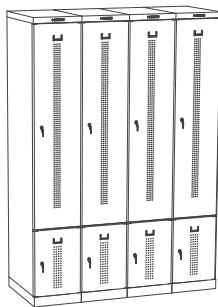


Ref. **155 11 5**
 154 Kg
 Ref. **156 11 5**
 141 Kg
 Ref. **155 TI 11 5**
 169 Kg
 Ref. **156 TI 11 5**
 156 Kg
4u. Ref. 156 P

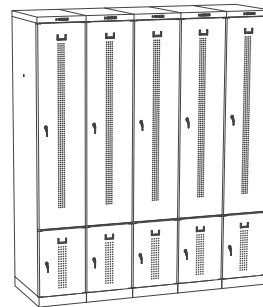
Ref. 155 2P-156 2P



Ref. **155 2P 1 3**
 90,9 Kg
 Ref. **156 2P 1 3**
 84,9 Kg
 Ref. **155 2P 1 3**
 99,9 Kg
 Ref. **156 2P 1 3**
 93,9 Kg
2u. Ref. 156 P

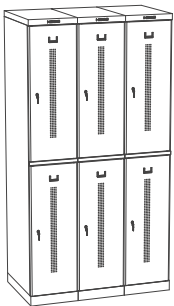


Ref. **155 2P 1 4**
 132,2 Kg
 Ref. **156 2P 1 4**
 111,2 Kg
 Ref. **155 2P 1 4**
 135,7 Kg
 Ref. **156 2P 1 4**
 123,2 Kg
3u. Ref. 156 P




Ref. **155 2P 1 5**
 141,5 Kg
 Ref. **156 2P 1 5**
 138,5 Kg
 Ref. **155 2P 1 5**
 156,5 Kg
 SERIE **156 2P 1 5**
 130 Kg
4u. Ref. 156 P


Ref. 155 2-156 2



Ref. **155 21 3**
 94,5 Kg
 Ref. **156 21 3**
 88,5 Kg
 Ref. **155 21 3**
 103,5 Kg
 Ref. **156 21 3**
 97,5 Kg
2u. Ref. 156 P




Ref. **155 21 4**
 126 Kg
 Ref. **156 21 4**
 114,5 Kg
 Ref. **155 TI 21 4**
 138 Kg
 Ref. **156 TI 21 4**
 126,5 Kg
3u. Ref. 156 P




Ref. **155 21 5**
 159 Kg
 Ref. **156 21 5**
 146 Kg
 Ref. **155 TI 21 5**
 174 Kg
 Ref. **156 TI 21 5**
 161 Kg
4u. Ref. 156 P

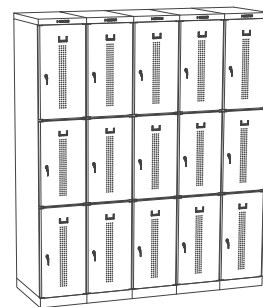
Ref. 155 3-156 3



Ref. **155 31 3**
 94,5 Kg
 Ref. **156 31 3**
 87 Kg
 Ref. **155 TI 31 3**
 103,5 Kg
 Ref. **156 TI 31 3**
 96 Kg
2u. Ref. 156 P

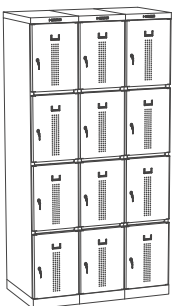


Ref. **155 31 4**
 126 Kg
 Ref. **156 31 4**
 118,5 Kg
 Ref. **155 TI 31 4**
 138 Kg
 Ref. **156 TI 31 4**
 130,5 Kg
3u. Ref. 156 P

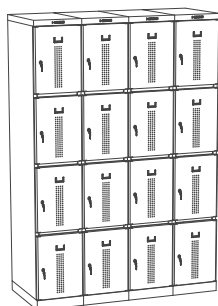


Ref. **155 31 5**
 159 Kg
 Ref. **156 31 5**
 151 Kg
 Ref. **155 TI 31 5**
 174 Kg
 Ref. **156 TI 31 5**
 166 Kg
4u. Ref. 156 P

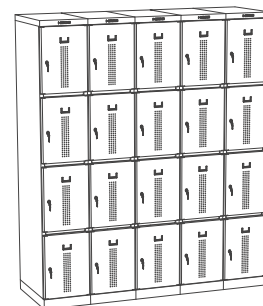
Ref. 155 4-156 4



Ref. **155 41 3**
 101 Kg
 Ref. **156 41 3**
 87 Kg
 Ref. **155 TI 41 3**
 110 Kg
 Ref. **156 TI 41 3**
 96 Kg
2u. Ref. 156 P



Ref. **155 41 4**
 134 Kg
 Ref. **156 41 4**
 118,5 Kg
 Ref. **155 TI 41 4**
 146 Kg
 Ref. **156 TI 41 4**
 130,5 Kg
3u. Ref. 156 P



Ref. **155 41 5**
 169 Kg
 Ref. **156 41 5**
 151 Kg
 Ref. **155 TI 41 5**
 184 Kg
 Ref. **156 TI 41 5**
 166 Kg
4u. Ref. 156 P

SERIE 160 TI



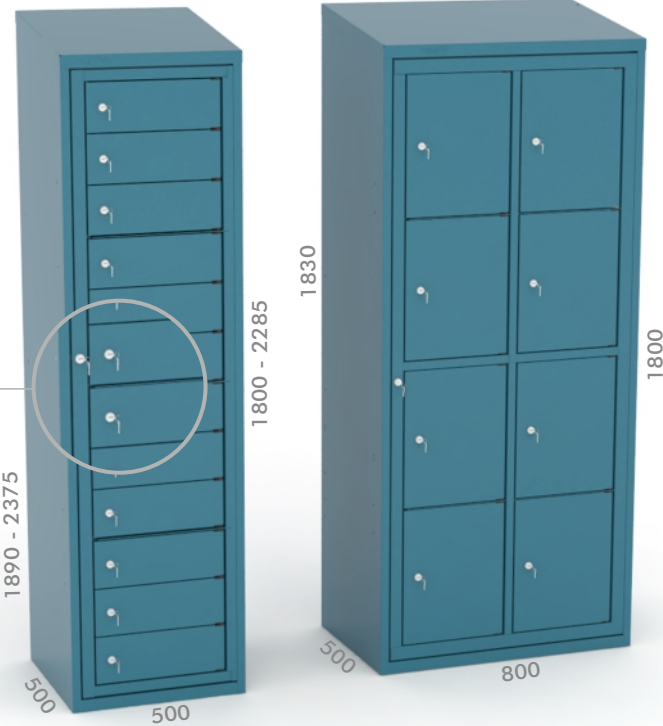
Almacenaje para ropa limpia.
Stockage de linge propre.
Clean laundry storage.

Accesorios opcionales
Accessoires optionnels
Optional accessories

Ref. 160 12 1 TI

Ref. 160 8 TI

STANDARD
Cierre con llave incluido.
Fermeture à clé inclus.
Key locking included.



Ref. 156 P

Juego de 2 unidades
Jeu de 2 unités
2 units set



Ref. 156 CCN



Ref. 156 CM



Ref. 156 CC



Ref. CE P 1



Cierre electrónico
Verrou électronique
Electronic locking

REF. CE P 1 - REF. CE P 1 TM -
REF. CE P 1 TU



Gama de producto
Gamme de produits
Product range

Ref. 160 10 1 TI

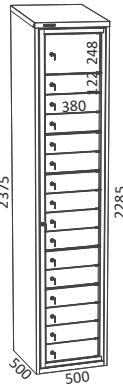
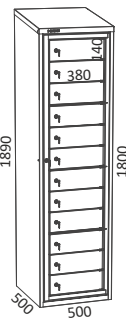
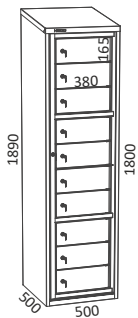
54 Kg

Ref. 160 12 1 TI

54 Kg

Ref. 160 16 1 TI

68 Kg



Ref. 160 6 TI

54 Kg

Ref. 160 8 TI

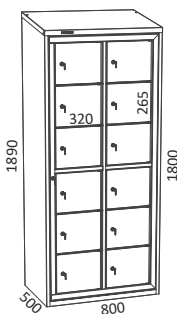
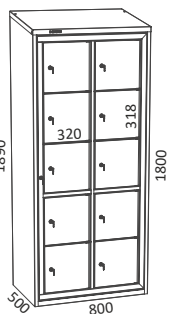
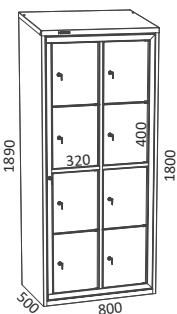
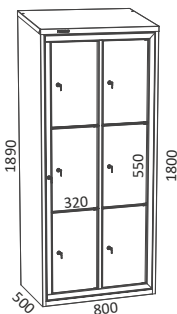
54 Kg

Ref. 160 10 2 TI

54 Kg

Ref. 160 12 2 TI

54 Kg



Apertura
Ouverture
Opening

PAS 1

Apertura individual de cada uno de los espacios.
Ouverture individuelle de chaque espace.
Individual opening of each of the spaces.



PAS 2




Apertura conjunta de todos los espacios.
Ouverture commune de tous les espaces.
Joined opening of all the spaces.






Puerta principal que permite l'apertura de todas las puertas a la vez.
Porte principale qui permet l'ouverture de toutes les portes en même temps.
Main door that allows the opening of all the doors at the same time.

SERIE 160 0 -160 1 TI

Ref. 160 0 TI

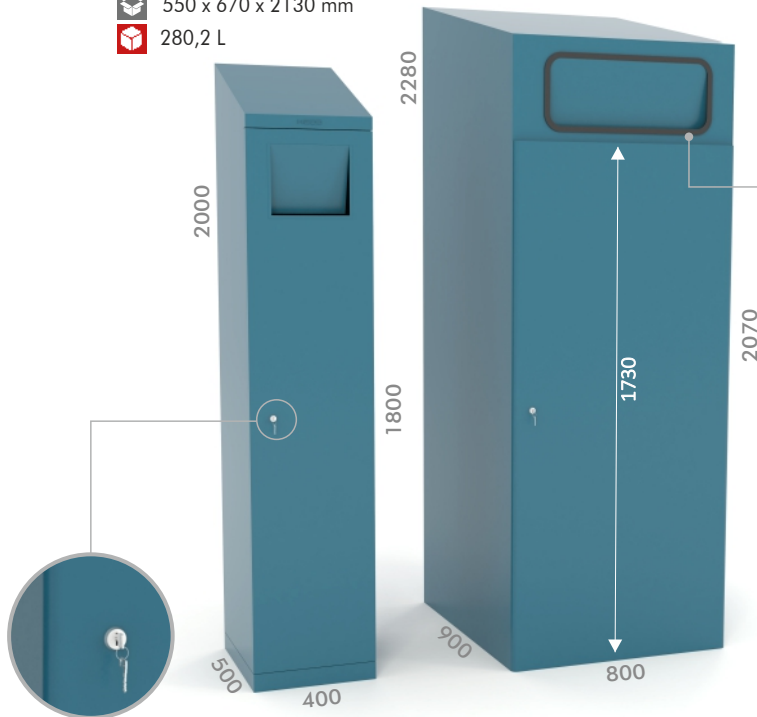
-  28,5 Kg
-  550 x 670 x 2130 mm
-  280,2 L

Ref. 160 1 TI

-  89 Kg
-  815 x 915 x 2420 mm
(EUR EPAL)
-  692 L




Almacenaje de ropa para lavar.
Stockage des vêtements à laver.
Storage of washing clothes.

WWW






STANDARD
Cierre con llave (2 llaves).
Fermeture à clé (2 clés).
Key locking (2 keys).


PROTECCIÓN
PROTECTION/ PROTECTION
Ventana abatible con cantos revestidos en goma.
Fenêtre battante avec bords caoutchoutés.
Hinged window with rubber coated edges.

-  Armario para recepción con techo inclinado.
Armoire de réception avec toit incliné.
Reception cabinet with sloped roof.
-  Puerta batiente para el depósito de ropa.
Porte battante pour déposer les vêtements.
Swing door for clothing deposit.
-  Con ganchos para sostener el saco de ropa.
Avec des crochets pour tenir le sac de vêtements.
With hooks to hold the bag of clothes.

SERIE 163




Ref. 163 1

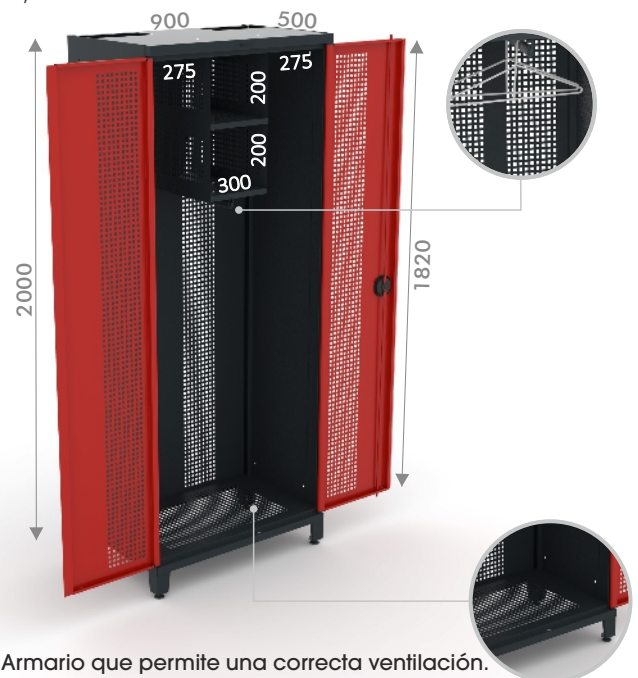
-  61 Kg
-  550 x 670 x 2120 mm
-  349,44 L



Pies para el paso de fluidos y la limpieza.
Pieds pour l'écoulement et le nettoyage des fluides.
Feet for fluid flow and cleaning.

Ref. 163 2

-  97,55 Kg
-  1200 x 800 x 2050 mm
-  742,56 L



Armario que permite una correcta ventilación.
Armoire qui permet une ventilation correcte.
Cabinet that allows a correct ventilation.

SERIE 164

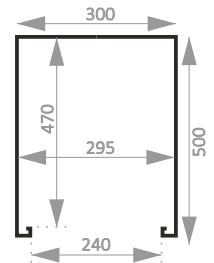


Perchero en taquillas de 1 y 2 puertas.
 Portemanteau dans casiers avec 1 et 2 portes.
 Coat rack in lockers with 1 and 2 doors.

Portaetiquetas y agujeros de ventilación.
 Porte - étiquettes et trous de ventilation.
 Label holder and ventilation holes.



- 0,7 mm
- 6 u. x SERIE
- 1200 x 800 x 2000 mm
- Color
Couleur
Colour RAL 7035
- Espacio libre.
L'espace libre.
Free space.



Palet con 6 unidades por ref.
 Palette avec 6 unités par ref.
 Pallet with 6 units per ref.

Cierre con llave.
 Fermeture à clé.
 Key locking.

Opciones
 Options
 Options

Ref. 164 11 Ref. 164 21 Ref. 164 31 Ref. 164 41



Indica número de puertas
 Indique le nombre de portes
 Indicates number of doors

Ref. 164 11
1 puerta
 porte
 door

Ref. 164 21
2 puertas
 portes
 doors

Ref. 164 31
3 puertas
 portes
 doors

Ref. 164 41
4 puertas
 portes
 doors

Gama de producto
 Gamme de produits
 Product range

Ref. 164 11

 23,26 Kg



Incluye perchero.
 Portemanteau inclus.
 Coat rack included.

Ref.E 164 21

 23,88 Kg



Incluye percheros en ambas puertas.
 Portemanteau inclus dans les deux portes.
 Coat rack included into the two doors.

Ref. 164 31

 24,94 Kg



Ref. 164 41

 26,22 Kg






800

1070-1370-1570-1870-2070


SERIE 109



800

1000-1300-1500-1800-2000


SERIE 145



800

1000-1300-1500-1800-2000

SERIE 145 C



530

480

SERIE 144



320

900

1000-1500

SERIE 110 PC C



170

900

1000-1500

SERIE 110 PV



320

900

1000-1500

SERIE 110 PC P



480-980

500-990

SERIE V-640 H



560-800

603

SERIE V-401

accesorios
accessoires
accessories

SERIE V-BULL 1



105

54

88

SERIE V-BULL 2



105

82

167

SERIE V-BULL 3




144


123

237


SERIE 110



SERIE 141



SERIE V-FOX

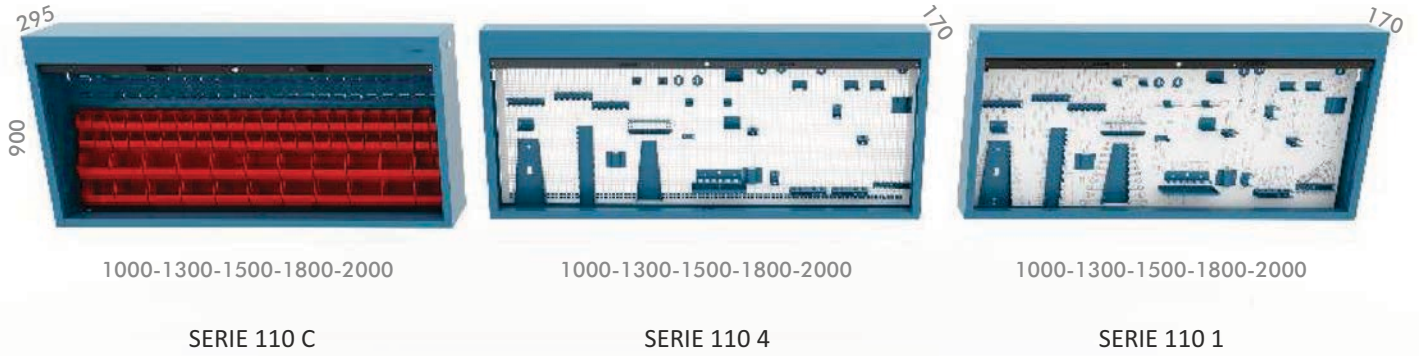


600

H

A

A: 68-94-135-177
H: 76-112-164-206



información
information
information




Panel perforado.
Panneau perforé.
Perforated panels.

- ES**
- Gran variedad de medidas y configuraciones.
 - Diseño robusto y resistente.
 - Soluciones de almacenaje de herramientas.
 - Accesorios disponibles para configuración.
 - Los paneles serigrafiados ofrecen mayor capacidad de almacenaje de herramientas.
 - Color estándar azul martelé posibilidad colores en opción.



Admite soportes y cubetas.
Admets supports et boîtes.
Admit supports and trays.

- FR**
- Grande variété de tailles et configurations.
 - Conception robuste et résistante.
 - Solutions de stockage d'outils.
 - Accessoires disponibles pour la configuration.
 - Les panneaux serigraphiés permettent une plus grande capacité de stockage des outils.
 - Couleur standard bleu martelé possibilité teintés en option.



- EN**
- Wide range of sizes and configurations.
 - Strong and resistant design.
 - Storage solutions for tools.
 - Accessories available for customization.
 - Printed designs offer large tool storage capacity.
 - Standard colour hammered blue possibility optional colours.

SERIE 110 0 1

Soportes para fijar en paneles metálicos (serie 144) y de madera (serie 109 y 110).
 Supports de fixation pour panneaux métalliques (serie 144) et panneaux en bois (serie 109 et 110).
 Supports for attaching to metal panels (series 144) and wooden panels (series 109 and 110).



Ref. 110 0 01

- 6 destornilladores
- 6 tournevis
- 6 screwdrivers




Ref. 110 0 02

- Llaves vaso
- Clés douille
- Socket wrenches



Ref. 110 0 03

- Alicates electricista
- Pincas d'électricien
- Electrician pliers



Ref. 110 0 04

- Alicates mecánico
- Pincas mécanicien
- Mechanical pliers




Ref. 110 0 05

- Tenazas
- Tenailles
- Tong s



Ref. 110 0 06

- Tenazas apertura múltiple
- Pincas multiprises
- Multi-opening tongs



Ref. 110 0 07

- 12 llaves allen
- 12 clés mâle.
- 12 Allen keys



Ref. 110 0 08

- Maza o martillo
- Massette ou marteau
- Hammer or mallet



Ref. 110 0 09

- 12 llaves tubo
- 12 clés tube
- 12 pipe wrenches



Ref. 110 0 10

- 10 llaves acodadas
- 10 clés à fourches
- 10 angled keys



Ref. 110 0 11

- 12 llaves fijas
- 12 clés à fourches
- 12 fixed keys



Ref. 110 0 12

- Limpiabornes
- Terminaux propres
- Clean terminals




Ref. 110 0 13

- Alicates aprietaterminales
- Pincas casses isolées
- Pliers tighten terminals



Ref. 110 0 14

- Cortafrios o buriles
- Casse goupilles
- Cutters and burins



Ref. 110 0 15

- Bandeja
- Plateau
- Tray




Ref. 110 0 16

- Llaves bujías
- Clés à bougie
- Spark plug keys



Ref. 110 0 17

- Llaves cruz
- Clé croix
- Keys cross



Ref. 110 0 18

- Soporte pie de rey
- Support pied du roi
- Support king's foot




Ref. 110 0 19

- Cubeta con soporte
- Casier avec support
- Bucket with support



Ref. 110 0 20

- Cubeta con soporte
- Casier avec support
- Bucket with support



Ref. 110 0 21

- Ganchos usos múltiples
- Crochet usage multiple
- Multi purpose hook



1u. Blister con 1 unidad.
Blister à 1 unité.
1 unit blister.

2u. Blister con 2 unidades.
Blister à 2 unités.
2 units blister.

5u. Blister con 5 unidades.
Blister à 5 unités.
5 units blister.

SERIE V-FOX

Ref. V-FOX 101

0,65 Kg
 0,12 L

Ref. V-FOX 102

1,08 Kg
 0,42 L

Ref. V-FOX 103

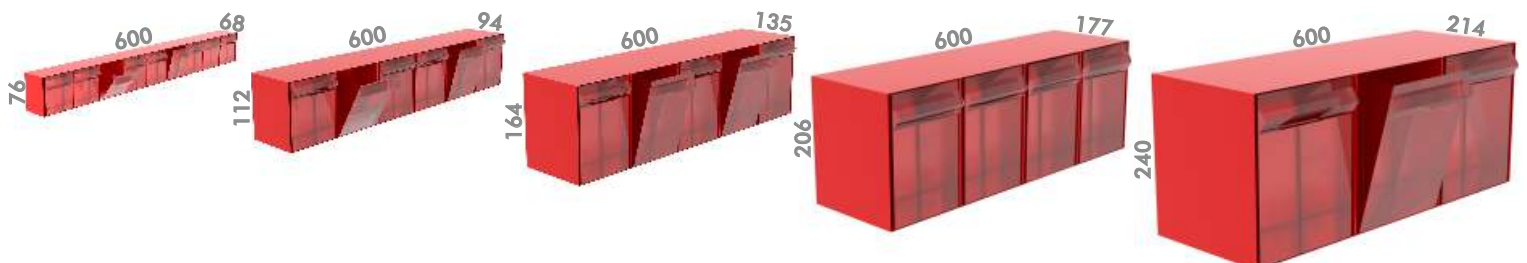
1,90 Kg
 1,2 L

Ref. V-FOX 104

2,80 Kg
 2,8 L

Ref. V-FOX 105

3,60 Kg
 4,5 L



SERIE 141 0 1



Soportes para fijar en paneles perforados (serie 110 , 141 y 145).
Supports pour fixation en panneaux perforés (serie 110, 141 et 145).
Supports for attaching to perforated panels (series 110, 141 and 145).

Ref. 141 0 01

- Gancho
- Crochet
- Hook

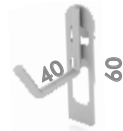
5u. 10



Ref. 141 0 02

- Gancho
- Crochet
- Hook

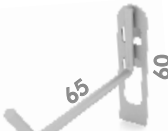
5u. 10



Ref. 141 0 03

- Gancho
- Crochet
- Hook

5u. 10



Ref. 141 0 04

- Gancho
- Crochet
- Hook

5u. 10



Ref. 141 0 05

- Gancho
- Crochet
- Hook


5u. 10



Ref. 141 0 06

- Gancho
- Crochet
- Hook

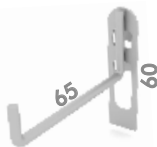
5u. 10



Ref. 141 0 07

- Gancho
- Crochet
- Hook


5u. 10



Ref. 141 0 08

- Gancho
- Crochet
- Hook

5u. 10



Ref. 141 0 09

- Bandeja
- Plateau
- Tray

1u.



Ref. 141 0 10

- Llaves vaso
- Clés douille
- Socket wrenches


1u.



Ref. 141 0 11

- Cubeta con soporte
- Casier avec support
- Bucket with support

1u.



Ref. 141 0 12

- 6 destornilladores
- 6 tournevis
- 6 screwdrivers

1u.



Ref. 141 0 13

- Bandeja
- Plateau
- Tray

1u.



Ref. 141 0 14

- Alicates
- Pinces
- Pliers

1u.



Ref. 141 0 15

- Tenazas
- Tenailles
- Tongs

1u.



Ref. 141 0 16

- Tenazas apertura múltiple
- Pinces multiprises
- Multi-opening tongs


1u.



Ref. 141 0 17

- 12 llaves allen
- 12 clés mâle.
- 12 Allen keys

1u.



Ref. 141 0 18

- 12 llaves tubo
- 12 clés tube
- 12 pipe wrenches

1u.



Ref. 141 0 19

- 10 llaves acodadas
- 10 clés à fourches
- 10 angled keys

1u.



Ref. 141 0 20

- 12 llaves fijas
- 12 clés à fourches
- 12 fixed keys

1u.



Ref. 141 0 21

- Blíster con 1 unidad
- Blister à 1 unité.
- 1 unit blister.

1u.



Ref. 141 0 22

- Blíster con 1 unidad
- Blister à 1 unité.
- 1 unit blister.

1u.



Ref. 141 0 23

- Blíster con 1 unidad
- Blister à 1 unité.
- 1 unit blister.

1u.



Ref. 141 0 24

- Llaves bujías
- Clés à bougie
- Spark plug keys

1u.



Ref. 141 0 25

- Maza o martillo
- Masseffe ou marteau
- Hammer or mallet

2u.



Ref. 141 0 26

- Cubeta con soporte
- Casier avec support
- Bucket with support

1u.



SERIE V-BULL

Ref. V-BULL 1

- 2,3 Kg
- 50 u
- 0,4 L



Ref. V-BULL 2

- 5,3 Kg
- 48 u
- 1,2 L



Ref. V-BULL 3

- 8,6 Kg
- 38 u
- 3,5 L

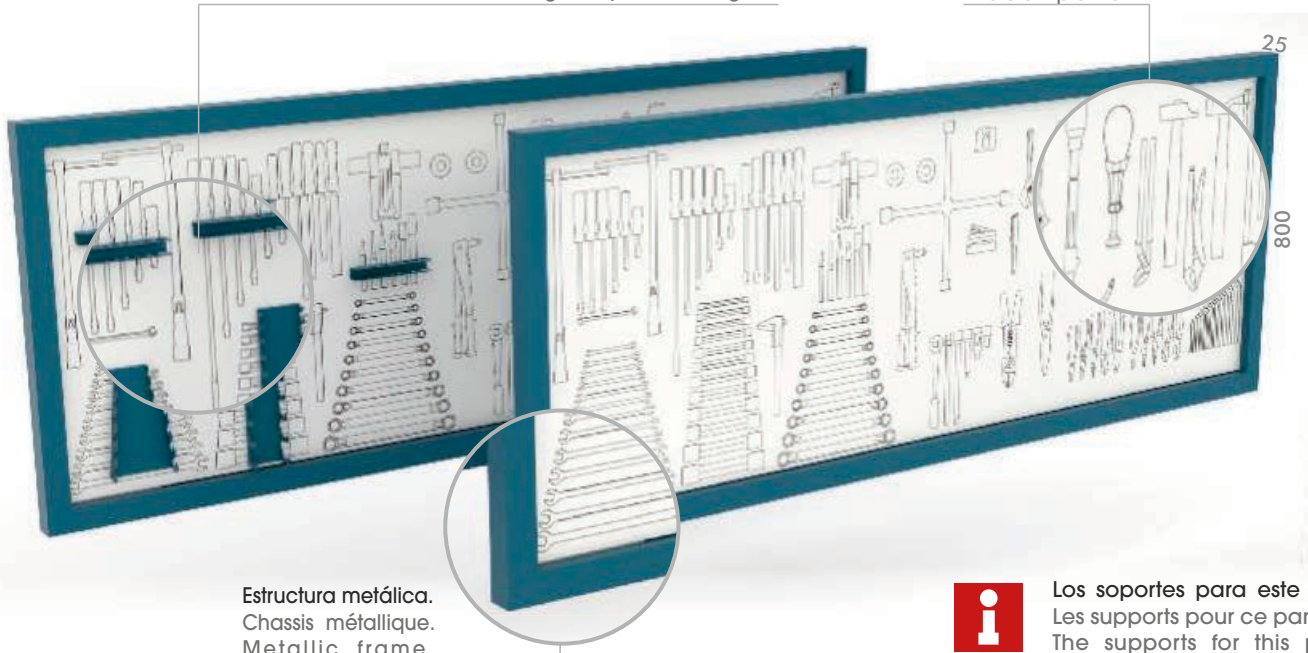


SERIE 109

Paneles de madera serigrafiados para herramientas.
 Panneaux en bois serigraphié pour outils.
 Screen printed wooden panels for tools.

Conjunto de accesorios según longitud panel.
 Jeu d'accessoires en fonction de la longueur du panneau.
 Set of accessories according to panel length.

Panel de madera.
 Panneau en bois.
 Wood panel.



Estructura metálica.
 Chassis métallique.
 Metallic frame.

e 1 mm



Los soportes para este panel son
 Les supports pour ce panneau sont
 The supports for this panel are


SERIE 110 0 1

Gama de producto
 Gamme de produits
 Product range

Ref. 109 10 1

10,5 Kg
 1100 x 50 x 830 mm

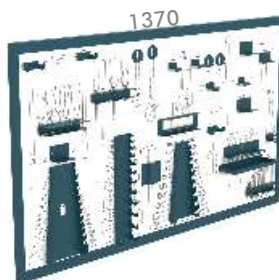
68 SOPORTES
 SUPPORTS



Ref. 109 13 1

13,5 Kg
 1400 x 50 x 830 mm

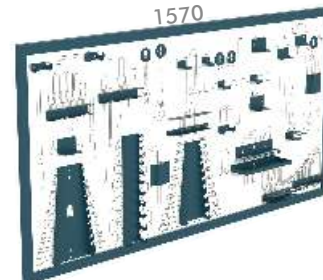
85 SOPORTES
 SUPPORTS



Ref. 109 15 1

15,5 Kg
 1600 x 50 x 830 mm

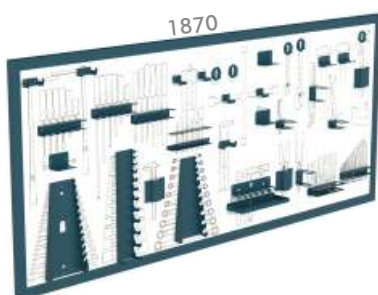
94 SOPORTES
 SUPPORTS



Ref. 109 18 1

17 Kg
 1900 x 50 x 830 mm

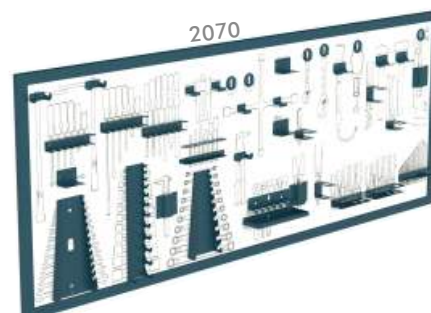
104 SOPORTES
 SUPPORTS



Ref. 109 20 1

19 Kg
 2100 x 50 x 830 mm

109 SOPORTES
 SUPPORTS

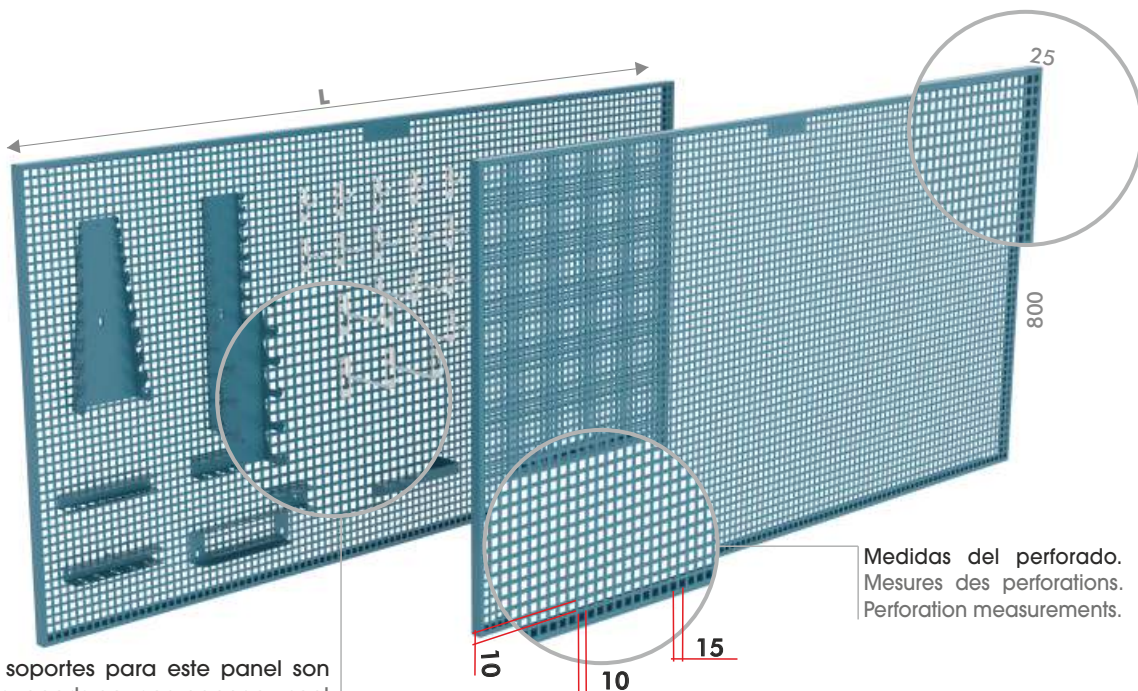


El panel no es apto para pladur sin taco especial.
 Ne convient pas pour mur en plâtre sans une cheville spéciale.
 Not suitable for plaster wall without a special wedge.



Los accesorios se sirven ya colocados en el panel.
 Les accessoires sont livrés déjà posés sur le panneau.
 The accessories are delivered already placed on the panel.

SERIE 145



Panel perforado.
Panneau perforé.
Perforated panels.

e 1,2 mm

Medidas del perforado.
Mesures des perforations.
Perforation measurements.

Los soportes para este panel son
Les supports pour ce panneau sont
The supports for this panel are

300 Repartidos
Distribué
Distributed

SERIE 141 0 1

Gama de producto
Gamme de produits
Product range

Ref. 145 10

L 1000
9,5 Kg

Ref. 145 13

L 1300
12 Kg

Ref. 145 15

L 1500
13 Kg

Ref. 145 18

L 1800
17 Kg

Ref. 145 20

L 2000
19 Kg

Accesorios opcionales
Accessoires optionnels
Optional accessories

Ref. 145 10 1

17 SOPORTES SUPPORTS
Solo soportes
Seul supports
Only supports

2,4 Kg

1 unidad/ unité / unit
141 0 10 - 141 0 14 - 141 0 17 -
141 0 18 - 141 0 19

3 unidades/ unités / units
141 0 01 - 141 0 02 - 141 0 03 - 141 0 04

Ref. 145 13 1

21 SOPORTES SUPPORTS
Solo soportes
Seul supports
Only supports

2,7 Kg

1 unidad/ unité / unit
141 0 10 - 141 0 14 - 141 0 17 -
141 0 18 - 141 0 19

4 unidades/ unités / units
141 0 01 - 141 0 02 - 141 0 03 - 141 0 04

Ref. 145 CTP

10 Kg
e 2 mm

Ref. 145 15 1

27 SOPORTES SUPPORTS
Solo soportes
Seul supports
Only supports

3,2 Kg

1 unidad/ unité / unit
141 0 10 - 141 0 12 - 141 0 14 - 141 0 17 -
141 0 18 - 141 0 19 - 141 0 23

5 unidades/ unités / units
141 0 01 - 141 0 02 - 141 0 03 - 141 0 04

Ref. 145 18 1

35 SOPORTES SUPPORTS
Solo soportes
Seul supports
Only supports

3,4 Kg

1 unidad/ unité / unit
141 0 10 - 141 0 12 - 141 0 14 - 141 0 17 -
141 0 18 - 141 0 19 - 141 0 23

7 unidades/ unités / units
141 0 01 - 141 0 02 - 141 0 03 - 141 0 04

Ref. 145 20 1

43 SOPORTES SUPPORTS
Solo soportes
Seul supports
Only supports

3,6 Kg

1 unidad/ unité / unit
141 0 10 - 141 0 12 - 141 0 14 - 141 0 17 -
141 0 18 - 141 0 19 - 141 0 23

9 unidades/ unités / units
141 0 01 - 141 0 02 - 141 0 03 - 141 0 04



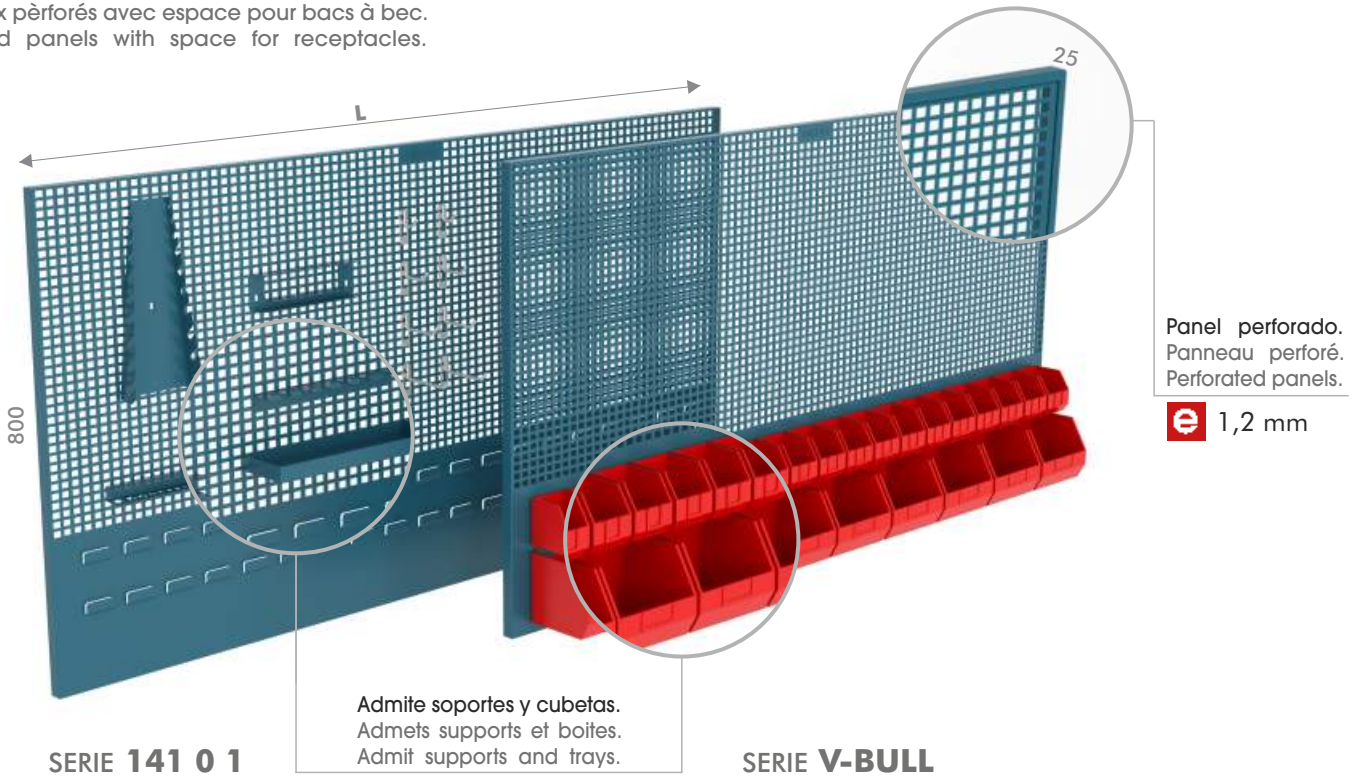
- L 1000** Ref. 112 10 SL 1x 9W (led) 900lm
- L 1300** Ref. 112 13 SL 1x 9W (led) 900lm
- L 1500** Ref. 112 15 SL 1x 16W (led) 1600lm
- L 1800** Ref. 112 18 SL 1x 20W (led) 2200lm
- L 2000** Ref. 112 20 SL 1x 20W (led) 2200lm

i Los paneles se sirven sin soportes.
Les panneaux sont fournis sans supports.
Panels are supplied without supports.

i El panel no es apto para pladur sin taco especial.
Ne convient pas pour mur en plâtre sans une cheville spéciale.
Not suitable for plaster wall without a special wedge.

SERIE 145 C

Paneles perforados con espacio para cubetas.
 Panneaux perforés avec espace pour bacs à bec.
 Perforated panels with space for receptacles.



Panel perforado.
 Panneau perforé.
 Perforated panels.

e 1,2 mm

Admite soportes y cubetas.
 Admett supports et boîtes.
 Admit supports and trays.

SERIE 141 0 1

SERIE V-BULL

Gama de producto Gamme de produits Product range

Ref. 145 10 C

L 1000				
9,5 Kg	CAPACIDAD CUBETAS CAPACITÉ BOÎTES TRAY CAPACITY	TOTAL	FILA RANGÉE ROW	
		18u.	9u.	V-BULL 1
		18u.	9u.	V-BULL 2
		6u.	6u.	V-BULL 3

Ref. 145 13 C

L 1300				
12 Kg	CAPACIDAD CUBETAS CAPACITÉ BOÎTES TRAY CAPACITY	TOTAL	FILA RANGÉE ROW	
		24u.	12u.	V-BULL 1
		24u.	12u.	V-BULL 2
		9u.	9u.	V-BULL 3

Ref. 145 15 C

L 1500				
13 Kg	CAPACIDAD CUBETAS CAPACITÉ BOÎTES TRAY CAPACITY	TOTAL	FILA RANGÉE ROW	
		28u.	14u.	V-BULL 1
		28u.	14u.	V-BULL 2
		10u.	10u.	V-BULL 3

Ref. 145 18 C

L 1800				
17 Kg	CAPACIDAD CUBETAS CAPACITÉ BOÎTES TRAY CAPACITY	TOTAL	FILA RANGÉE ROW	
		32u.	17u.	V-BULL 1
		32u.	17u.	V-BULL 2
		12u.	12u.	V-BULL 3

Ref. 145 20 C

L 2000				
19 Kg	CAPACIDAD CUBETAS CAPACITÉ BOÎTES TRAY CAPACITY	TOTAL	FILA RANGÉE ROW	
		36u.	18u.	V-BULL 1
		36u.	18u.	V-BULL 2
		13u.	13u.	V-BULL 3

Accesorios opcionales Accessoires optionnels Optional accessories

Ref. 145 10 1

2,4 Kg	1 unidad/ unité / unit
17 SOPORTES SUPPORTS	141 0 10 - 141 0 14 - 141 0 17 - 141 0 18 - 141 0 19
Solo soportes Seul supports Only supports	3 unidades/ unités / units 141 0 01 - 141 0 02 - 141 0 03 - 141 0 04

Ref. 145 13 1

2,7 Kg	1 unidad/ unité / unit
21 SOPORTES SUPPORTS	141 0 10 - 141 0 14 - 141 0 17 - 141 0 18 - 141 0 19
Solo soportes Seul supports Only supports	4 unidades/ unités / units 141 0 01 - 141 0 02 - 141 0 03 - 141 0 04

Ref. 145 15 1

3,2 Kg	1 unidad/ unité / unit
27 SOPORTES SUPPORTS	141 0 10 - 141 0 12 - 141 0 14 - 141 0 17 - 141 0 18 - 141 0 19 - 141 0 23
Solo soportes Seul supports Only supports	5 unidades/ unités / units 141 0 01 - 141 0 02 - 141 0 03 - 141 0 04

Ref. 145 18 1

3,4 Kg	1 unidad/ unité / unit
35 SOPORTES SUPPORTS	141 0 10 - 141 0 12 - 141 0 14 - 141 0 17 - 141 0 18 - 141 0 19 - 141 0 23
Solo soportes Seul supports Only supports	7 unidades/ unités / units 141 0 01 - 141 0 02 - 141 0 03 - 141 0 04

Ref. 145 20 1

3,6 Kg	1 unidad/ unité / unit
43 SOPORTES SUPPORTS	141 0 10 - 141 0 12 - 141 0 14 - 141 0 17 - 141 0 18 - 141 0 19 - 141 0 23
Solo soportes Seul supports Only supports	9 unidades/ unités / units 141 0 01 - 141 0 02 - 141 0 03 - 141 0 04

Ref. V-BULL 1

2,3 Kg	1 unidad/ unité / unit
50 u	
0,4 L	



Ref. V-BULL 2

5,3 Kg	1 unidad/ unité / unit
48 u	
1,2 L	



Ref. V-BULL 3

8,6 Kg	1 unidad/ unité / unit
38 u	
3,5 L	



El panel no es apto para pladur sin taco especial.
 Ne convient pas pour mur en plâtre sans une cheville spéciale.
 Not suitable for plaster wall without a special wedge.

Los paneles se sirven sin soportes y sin cubetas.
 Les panneaux sont fournis sans supports et sans bacs à bacs.
 Panels are supplied without supports and trays.

SERIE **141**
BRICO

Panel perforado en cuadrado.
Panneau perforé carré.
Square perforated panel.

Gama de producto
Gamme de produits
Product range

Ref. **141 1**

 7,86 Kg

25 COMPONENTES
COMPONENTS

HOGAR MAISON / HOME

1 unidad/ unité / unit 15 unidades / unités / units
141 0 09 - 141 0 12 - 141 0 19 141 0 01
2 unidades/ unités / units 4 unidades/ unités / units
141 0 03 - 141 0 08 V-BULL 1
3 unidades/ unités / units
141 0 01

Ref. **141 2**

 7,86 Kg

24 COMPONENTES
COMPONENTS

MECANICO MÉCANIQUE / MECHANICAL

1 unidad/ unité / unit 4 unidades/ unités / units
141 0 01 - 141 0 04 - 141 0 08 V-BULL 1
141 0 09 - 141 0 10 - 141 0 13
141 0 14 - 141 0 22 - 141 0 23
19 unidades/ unités / units
141 0 06

Ref. **141 3**

 7,86 Kg

31 COMPONENTES
COMPONENTS

CARPINTERO MENUISIER / CARPENTER

1 unidad/ unité / unit 17 unidades / unités / units
141 0 09 - 141 0 13 141 0 06
3 unidades/ unités / units 4 unidades/ unités / units
141 0 01 V-BULL 1
6 unidades/ unités / units
141 0 08

Ref. **141 4**

 7,86 Kg

27 COMPONENTES
COMPONENTS

JARDINERO JARDINIER / GARDENER

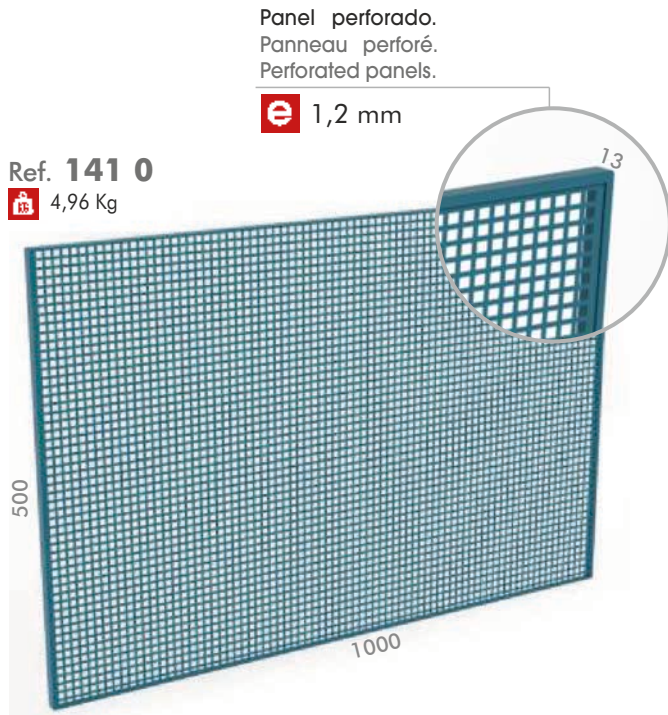
1 unidad/ unité / unit 4 unidades/ unités / units
141 0 08 - 141 0 09 V-BULL 1
22 unidades/ unités / units
141 0 06




Fijación con tornillos.
Fixation avec vis.
Fixing with screws.



El panel se sirve sin soportes.
Panneau livré sans supports.
Panel is supplied without supports.



Panel perforado.
Panneau perforé.
Perforated panels.

 1,2 mm

Ref. **141 0**

 4,96 Kg

SERIE **144**
BRICO

Panel perforado en redondo.
Panneau perforé rond.
Round perforated panel.

Gama de producto
Gamme de produits
Product range

Ref. **144 1**

 7,5 Kg

2 UNIDADES
UNITS - UNITS
6 SOPORTES
SUPPORTS

1 unidad/ unité / unit
144 0 01 - 144 0 02 - 144 0 05
144 0 06 - 144 0 07 - 144 0 11

Ref. **144 2**

 7,5 Kg


2 UNIDADES
UNITS - UNITS
7 SOPORTES
SUPPORTS

1 unidad/ unité / unit
144 0 01 - 144 0 04 - 144 0 07
144 0 08 - 144 0 09 - 144 0 12
144 0 13

Accesorios opcionales
Accessoires optionnels
Optional accessories

Ref. **144 0 01**

 0,08 Kg


 14 x 58 x 35 mm

5 SOPORTES
SUPPORTS

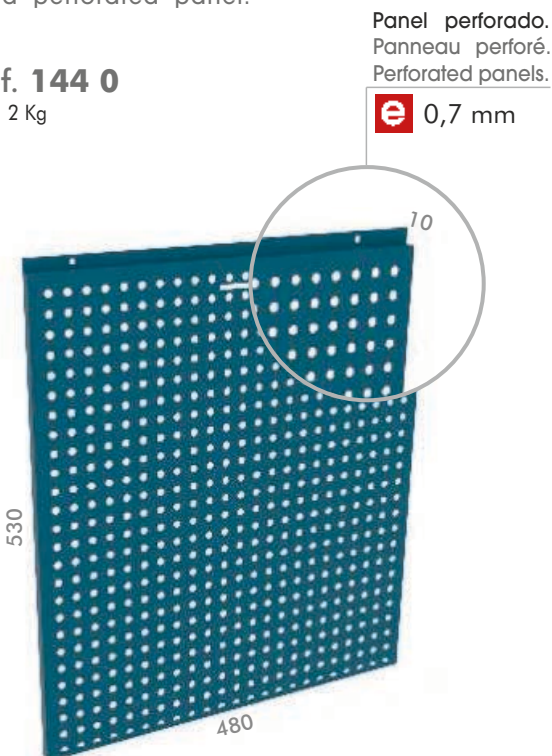


Ref. **144 0 02**


 0,1 Kg

 30 x 55 x 70 mm

2 SOPORTES
SUPPORTS



Panel perforado.
Panneau perforé.
Perforated panels.

 0,7 mm

Ref. **144 0**

 2 Kg



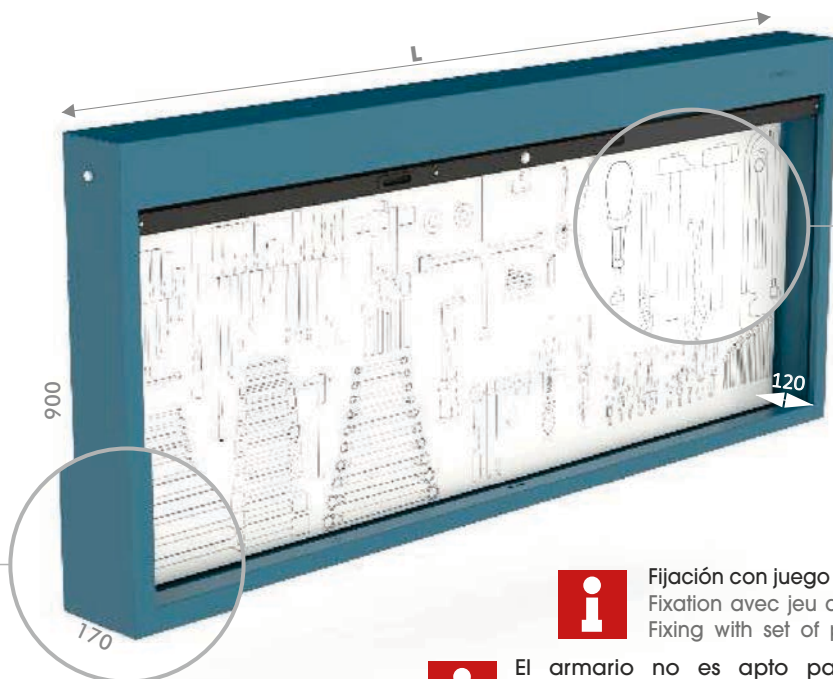
Fijación con tornillos.
Fixation avec vis.
Fixing with screws.



Sin serigrafar. Accesorios remachados.
Sans sérigraphie. Accessoires rivetés.
Without screen printing. Riveted accessories.

SERIE 110 1

Armario con persiana y panel serigrafiado.
Armoire avec rideau et panneau serigraphié.
Shutter cabinet and screen printed panel.



Panel de madera.
Panneau en bois.
Wood panel.

Estructura metálica.
Chassis métallique.
Metallic frame.

1 mm

Fijación con juego de tacos y tornillos, NO INCLUIDOS.
Fixation avec jeu de chevilles et de vis, NON INCLUS.
Fixing with set of plugs and screws, NOT INCLUDED.

El armario no es apto para pladur sin taco especial.
Ne convient pas pour mur en plâtre sans une cheville spéciale.
Not suitable for plaster wall without a special wedge.

Gama de producto
Gamme de produits
Product range

Ref. 110 10 1
L 1000

32 Kg

1030 x 200 x 930 mm

68 SOPORTES
SUPPORTS

1 unidad/ unité / unit
110 0 01 - 110 0 02 - 110 0 04 - 110 0 05
110 0 06 - 110 0 07 - 110 0 08 - 110 0 09
110 0 10 - 110 0 11

2 unidades/ unités / units
110 0 15 - 110 0 16 - 110 0 17

4 unidades/ unités / units
110 0 21

Ref. 110 13 1
L 1300

38 Kg

1330 x 200 x 930 mm

85 SOPORTES
SUPPORTS

1 unidad/ unité / unit
110 0 01 - 110 0 02 - 110 0 04 - 110 0 06
110 0 07 - 110 0 08 - 110 0 09 - 110 0 10
110 0 11 - 110 0 14

3 unidades/ unités / units
110 0 05 - 110 0 15 - 110 0 17

4 unidades/ unités / units
110 0 17 - 110 0 21

Ref. 110 15 1
L 1500

41 Kg

1530 x 200 x 930 mm

94 SOPORTES
SUPPORTS

1 unidad/ unité / unit
110 0 02 - 110 0 04 - 110 0 06 - 110 0 07
110 0 09 - 110 0 10 - 110 0 11 - 110 0 14

2 unidades/ unités / units
110 0 01 - 110 0 08 - 110 0 18

3 unidades/ unités / units
110 0 05 - 110 0 16

4 unidades/ unités / units
110 0 15 - 110 0 17

6 unidades/ unités / units
110 0 21

Ref. 110 18 1
L 1800

48 Kg

1830 x 200 x 930 mm

104 SOPORTES
SUPPORTS

1 unidad/ unité / unit
110 0 02 - 110 0 04 - 110 0 06 - 110 0 07
110 0 09 - 110 0 10 - 110 0 11 - 110 0 13
110 0 14

2 unidades/ unités / units
110 0 05 - 110 0 08 - 110 0 18

3 unidades/ unités / units
110 0 01 - 110 0 15 - 110 0 16

4 unidades/ unités / units
110 0 17

7 unidades/ unités / units
110 0 21

Ref. 110 20 1
L 2000

52 Kg

2030 x 200 x 930 mm

109 SOPORTES
SUPPORTS

1 unidad/ unité / unit
110 0 02 - 110 0 06 - 110 0 07 - 110 0 09
110 0 10 - 110 0 11 - 110 0 13 - 110 0 14

2 unidades/ unités / units
110 0 04 - 110 0 18


3 unidades/ unités / units
110 0 01 - 110 0 05 - 110 0 08 - 110 0 15
110 0 16

4 unidades/ unités / units
110 0 17

7 unidades/ unités / units
110 0 21

SERIE 110 4

Armario con persiana y panel perforado.
Armoire avec rideau et panneau perforé.
Shutter cabinet and perforated panel.



Panel perforado.
Panneau perforé.
Perforated panel.

Estructura metálica.
Chassis métallique.
Metallic frame.

e 1 mm



Fijación con juego de tacos y tornillos, NO INCLUIDOS.
Fixation avec jeu de chevilles et de vis, NON INCLUS.
Fixing with set of plugs and screws, NOT INCLUDED.



El armario no es apto para pladur sin taco especial.
Ne convient pas pour mur en plâtre sans une cheville spéciale.
Not suitable for plaster wall without a special wedge.

Gama de producto
Gamme de produits
Product range

Ref. 110 10 4

L 1000
 36,5 Kg

Ref. 110 13 4

L 1300
 51 Kg

Ref. 110 15 4

L 1500
 64,8 Kg

Ref. 110 18 4

L 1800
 66,5 Kg

Ref. 110 20 4

L 2000
 72 Kg

Accesorios opcionales
Accessoires optionnels
Optional accessories

Ref. 145 10 1

2,4 Kg

17 SOPORTES
SUPPORTS

Solo soportes
Seul supports
Only supports

1 unidad/ unité / unit
141 0 10 - 141 0 14 - 141 0 17 -
141 0 18 - 141 0 19

3 unidades/ unités / units
141 0 01 - 141 0 02 - 141 0 03 - 141 0 04

Ref. 145 13 1

2,7 Kg

21 SOPORTES
SUPPORTS

Solo soportes
Seul supports
Only supports

1 unidad/ unité / unit
141 0 10 - 141 0 14 - 141 0 17 -
141 0 18 - 141 0 19

4 unidades/ unités / units
141 0 01 - 141 0 02 - 141 0 03 - 141 0 04

Ref. 145 15 1

3,2 Kg

27 SOPORTES
SUPPORTS

Solo soportes
Seul supports
Only supports

1 unidad/ unité / unit
141 0 10 - 141 0 12 - 141 0 14 - 141 0 17 -
141 0 18 - 141 0 19 - 141 0 23

5 unidades/ unités / units
141 0 01 - 141 0 02 - 141 0 03 - 141 0 04

Ref. 145 18 1

3,4 Kg

35 SOPORTES
SUPPORTS

Solo soportes
Seul supports
Only supports

1 unidad/ unité / unit
141 0 10 - 141 0 12 - 141 0 14 - 141 0 17 -
141 0 18 - 141 0 19 - 141 0 23

7 unidades/ unités / units
141 0 01 - 141 0 02 - 141 0 03 - 141 0 04

Ref. 145 20 1

3,6 Kg

43 SOPORTES
SUPPORTS

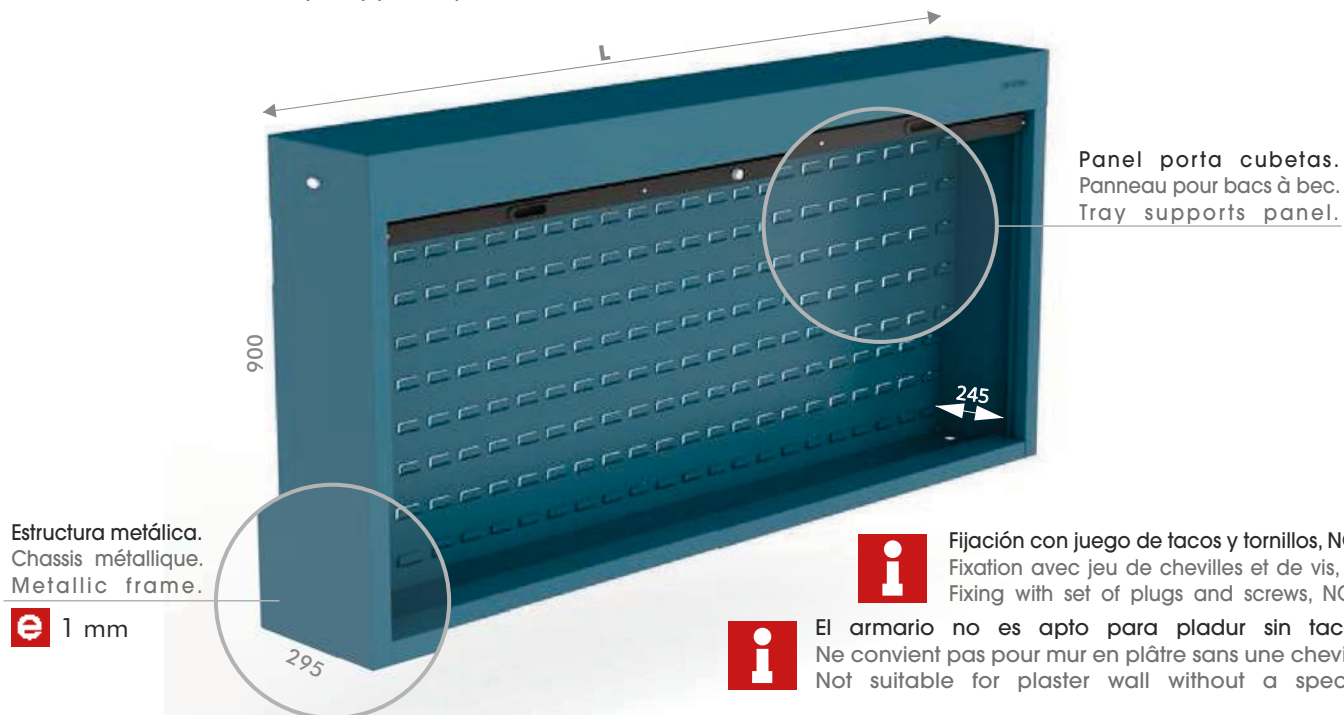
Solo soportes
Seul supports
Only supports

1 unidad/ unité / unit
141 0 10 - 141 0 12 - 141 0 14 - 141 0 17 -
141 0 18 - 141 0 19 - 141 0 23

9 unidades/ unités / units
141 0 01 - 141 0 02 - 141 0 03 - 141 0 04

SERIE 110 C

Armario con persiana y panel porta cubetas.
 Armoire avec rideau et panneau pour bacs à bec.
 Shutter cabinet and tray supports panel.



Fijación con juego de tacos y tornillos, NO INCLUIDOS.
 Fixation avec jeu de chevilles et de vis, NON INCLUS.
 Fixing with set of plugs and screws, NOT INCLUDED.



El armario no es apto para pladur sin taco especial.
 Ne convient pas pour mur en plâtre sans une cheville spéciale.
 Not suitable for plaster wall without a special wedge.


Gama de producto
Gamme de produits
Product range
Ref. 110 10 C
L 1000

31 Kg

1030 x 325 x 930 mm

Ref. 110 13 C
L 1300

38,5 Kg

1330 x 325 x 930 mm

Ref. 110 15 C
L 1500

43 Kg

1530 x 325 x 930 mm

Ref. 110 18 C
L 1800

50 Kg

1830 x 325 x 930 mm

Ref. 110 20 C
L 2000

53 Kg

2030 x 325 x 930 mm

Accesorios opcionales
Accessoires optionnels
Optional accessories
Ref. V-BULL 2

5,3 Kg

48 u

1,2 L


Ref. V-BULL 1

2,3 Kg

50 u

0,4 L


Ref. V-BULL 3

8,6 Kg

38 u

3,5 L




PE (Polietileno)
 PE (Polyéthylène)
 PE (Polyethylene)



Rojo
 Rouge
 Red


Ref. **110 C 1**

Ref. **110 10 C 1**

 38 Kg
 CUBETAS INCLUIDAS
 BOITES INCLUS
 TRAYS INCLUDED
 18u. V-BULL 1
 18u. V-BULL 2
 18u. V-BULL 3





Ref. **110 13 C 1**

 48 Kg
 CUBETAS INCLUIDAS
 BOITES INCLUS
 TRAYS INCLUDED
 24u. V-BULL 1
 24u. V-BULL 2
 24u. V-BULL 3




Ref. **110 15 C 1**

 54 Kg
 CUBETAS INCLUIDAS
 BOITES INCLUS
 TRAYS INCLUDED
 28u. V-BULL 1
 28u. V-BULL 2
 30u. V-BULL 3





Ref. **110 18 C 1**

 63 Kg
 CUBETAS INCLUIDAS
 BOITES INCLUS
 TRAYS INCLUDED
 34u. V-BULL 1
 34u. V-BULL 2
 36u. V-BULL 3




Ref. **110 20 C 1**

 68 Kg
 CUBETAS INCLUIDAS
 BOITES INCLUS
 TRAYS INCLUDED
 38u. V-BULL 1
 38u. V-BULL 2
 39u. V-BULL 3




Ref. **110 C 2**

Ref. **110 10 C 2**

 38 Kg
 CUBETAS INCLUIDAS
 BOITES INCLUS
 TRAYS INCLUDED
 22u. V-BULL 1
 18u. V-BULL 2
 18u. V-BULL 3




Ref. **110 13 C 2**

 48 Kg
 CUBETAS INCLUIDAS
 BOITES INCLUS
 TRAYS INCLUDED
 22u. V-BULL 1
 36u. V-BULL 2
 20u. V-BULL 3




Ref. **110 15 C 2**

 53,5 Kg
 CUBETAS INCLUIDAS
 BOITES INCLUS
 TRAYS INCLUDED
 33u. V-BULL 1
 30u. V-BULL 2
 26u. V-BULL 3




Ref. **110 18 C 2**

 63 Kg
 CUBETAS INCLUIDAS
 BOITES INCLUS
 TRAYS INCLUDED
 33u. V-BULL 1
 42u. V-BULL 2
 32u. V-BULL 3



Ref. **110 20 C 2**

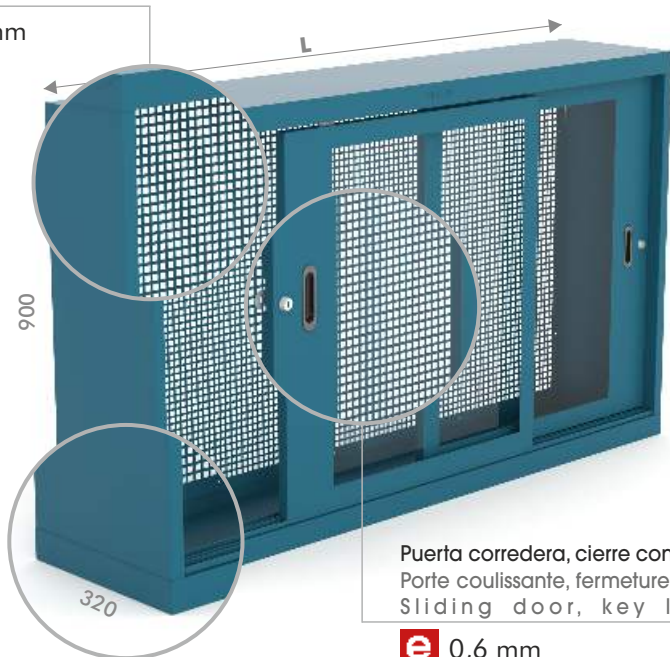
 68 Kg
 CUBETAS INCLUIDAS
 BOITES INCLUS
 TRAYS INCLUDED
 33u. V-BULL 1
 36u. V-BULL 2
 41u. V-BULL 3



SERIE 110 PC P

Panel perforado.
Panneau perforé.
Perforated panel.

e 1,2 mm



Puerta corredera, cierre con llave.
Porte coulissante, fermeture à clé.
Sliding door, key lock.

e 0,6 mm

Estructura metálica.
Chassis métallique.
Metallic frame.

e 1/0,8 mm

Armario de puertas correderas de metacrilato con panel perforado.
Armoire de portes coulissantes en méthacrylate avec panneau perforé.
Sliding doors in methacrylate cabinet with perforated panels.

Ref. 110 10 PC P

L 1000

36,5 Kg

Accesorios opcionales
Accessoires optionnels
Optional accessories

SERIE 145 10 1

2,4 Kg

1 unidad/ unité / unit

141 0 10 - 141 0 14 - 141 0 17 -

141 0 18 - 141 0 19

17 SOPORTES

Solo soportes
Seul supports
Only supports

3 unidades/ unités / units

141 0 01 - 141 0 02 - 141 0 03 - 141 0 04

Ref. 110 15 PC P

L 1500

64,8 Kg

Accesorios opcionales
Accessoires optionnels
Optional accessories

Ref. 145 13 1

2,7 Kg

1 unidad/ unité / unit

141 0 10 - 141 0 14 - 141 0 17 -

141 0 18 - 141 0 19

21 SOPORTES

Solo soportes
Seul supports
Only supports

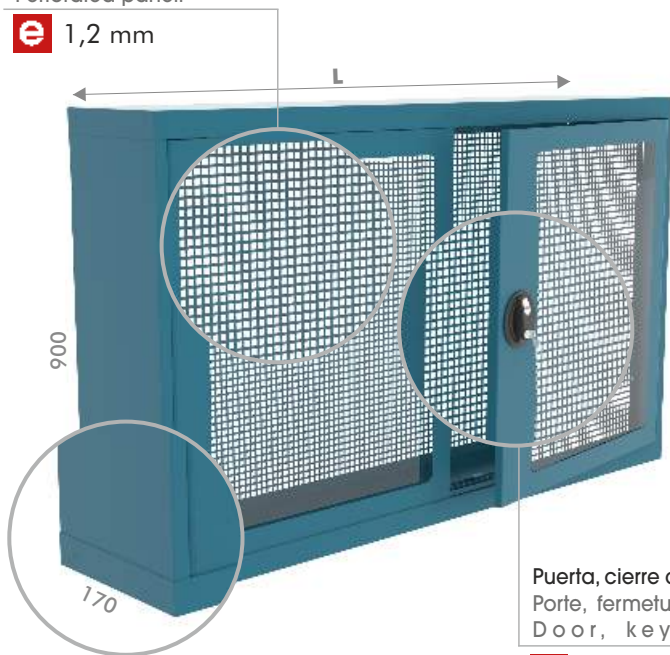
4 unidades/ unités / units

141 0 01 - 141 0 02 - 141 0 03 - 141 0 04

SERIE 110 PV

Panel perforado.
Panneau perforé.
Perforated panel.

e 1,2 mm



Puerta, cierre con llave.
Porte, fermeture à clé.
Door, key lock.

e 0,6 mm

Estructura metálica.
Chassis métallique.
Metallic frame.

e 1/0,8 mm

Armario de puertas en metacrilato con panel perforado.
Armoire de portes en méthacrylate avec panneau perforé.
Doors in methacrylate cabinet with perforated panels.

Ref. 110 10 PV

L 1000

36,5 Kg

Accesorios opcionales
Accessoires optionnels
Optional accessories

Ref. 145 10 1

2,4 Kg

1 unidad/ unité / unit

141 0 10 - 141 0 14 - 141 0 17 -

141 0 18 - 141 0 19

17 SOPORTES

Solo soportes
Seul supports
Only supports

3 unidades/ unités / units

141 0 01 - 141 0 02 - 141 0 03 - 141 0 04

Ref. 110 15 PV

L 1500

64,8 Kg

Accesorios opcionales
Accessoires optionnels
Optional accessories

Ref. 145 13 1

2,7 Kg

1 unidad/ unité / unit

141 0 10 - 141 0 14 - 141 0 17 -

141 0 18 - 141 0 19

21 SOPORTES

Solo soportes
Seul supports
Only supports

4 unidades/ unités / units

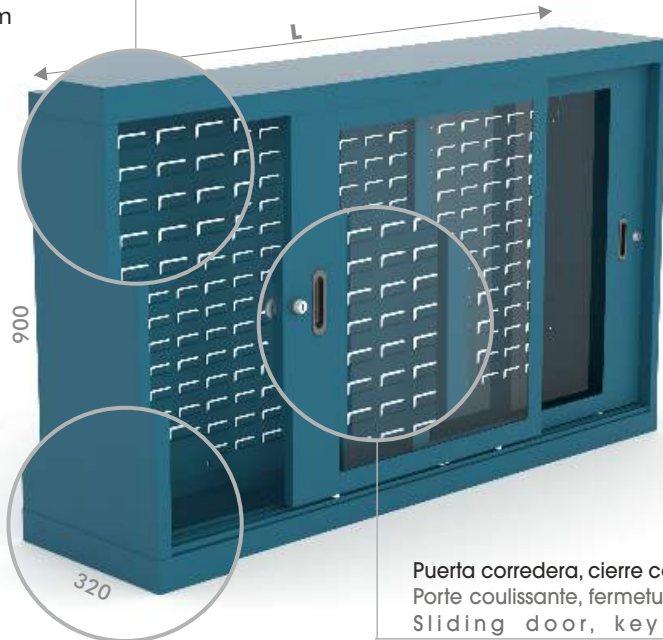
141 0 01 - 141 0 02 - 141 0 03 - 141 0 04

SERIE **110 PC C**

Puertas correderas de metacrilato y panel porta cubetas.
 Portes coulissantes en méthacrylate et panneau pour bacs à bec.
 Sliding doors in methacrylate and tray-holder panel.

Panel porta cubetas.
 Panneau pour bacs à bec.
 Tray-holder panel.

1,2 mm



Estructura metálica.
 Chassis métallique.
 Metallic frame.

1/0,8 mm

Puerta corredera, cierre con llave.
 Porte coulissante, fermeture à clé.
 Sliding door, key lock.

0,6 mm

Ref. **110 10 PC C**

L 1000

50 Kg

Ref. **110 15 PC C**

L 1500

53 Kg

PE (Polietileno)
 PE (Polyéthylène)
 PE (Polyethylene)
R o j o
 Rouge
 R e d

Ref. **V-BULL 1**

2,3 Kg

50 u

0,4 L



Ref. **V-BULL 2**

5,3 Kg

48 u

1,2 L



Ref. **V-BULL 3**

8,6 Kg

38 u

3,5 L



Accesorios opcionales
 Accessoires optionnels
 Optional accessories

Gama de producto
 Gamme de produits
 Product range

Ref. **110 10 PC C 1**

63 Kg

CUBETAS INCLUIDAS
 BOÎTES INCLUS
 TRAYS INCLUDED

18u. V-BULL 1

18u. V-BULL 2

18u. V-BULL 3



Ref. **110 15 PC C 1**

68 Kg

CUBETAS INCLUIDAS
 BOÎTES INCLUS
 TRAYS INCLUDED

28u. V-BULL 1

28u. V-BULL 2

30u. V-BULL 3



Ref. **110 10 PC C 2**

63 Kg

CUBETAS INCLUIDAS
 BOÎTES INCLUS
 TRAYS INCLUDED

22u. V-BULL 1

18u. V-BULL 2

18u. V-BULL 3



Ref. **110 15 PC C 2**

68 Kg

CUBETAS INCLUIDAS
 BOÎTES INCLUS
 TRAYS INCLUDED

33u. V-BULL 1

30u. V-BULL 2

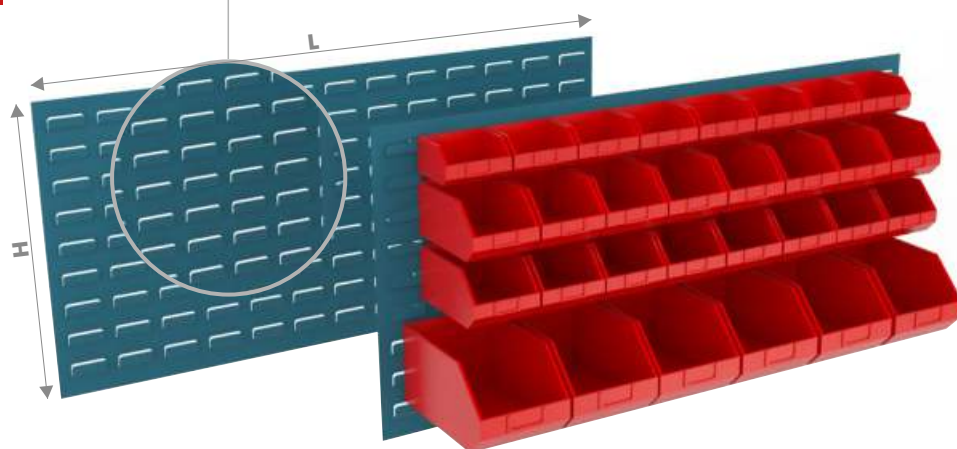
26u. V-BULL 3



SERIE V-640

Panel porta cubetas.
Panneau pour bacs à bec.
Tray-holder panel.

1,2 mm



Ref. **V-640 H 1**

L 500 H 480

6 Kg

Ref. **V-640 H 2**

L 990 H 480

10 Kg

Ref. **V-640 H 3**

L 500 H 980

10 Kg



Pack de 2 unidades.
Pack de 2 unités.
Pack of 2 units.



R o j o
Rouge
R e d



PE (Polietileno)
PE (Polyéthylène)
PE (Polyethylene)

Accesorios opcionales
Accessoires optionnels
Optional accessories

Ref. **V-BULL 1**

2,3 Kg

50 u

0,4 L



Ref. **V-BULL 2**

5,3 Kg

48 u

1,2 L



Ref. **V-BULL 3**

8,6 Kg

38 u

3,5 L



Gama de producto
Gamme de produits
Product range

Ref. **V-640 H 1 20**

3,9 Kg

CUBETAS INCLUIDAS
BOÎTES INCLUS
TRAYS INCLUDED
20u. V-BULL 1

Ref. **V-640 H 2 40**

7 Kg

CUBETAS INCLUIDAS
BOÎTES INCLUS
TRAYS INCLUDED
40u. V-BULL 1

Ref. **V-640 H 3 40**

10 Kg

CUBETAS INCLUIDAS
BOÎTES INCLUS
TRAYS INCLUDED
40u. V-BULL 1

Ref. **V-640 H 1 12**

4,4 Kg

CUBETAS INCLUIDAS
BOÎTES INCLUS
TRAYS INCLUDED
12u. V-BULL 2

Ref. **V-640 H 2 32**

9 Kg

CUBETAS INCLUIDAS
BOÎTES INCLUS
TRAYS INCLUDED
32u. V-BULL 2

Ref. **V-640 H 3 24**

8 Kg

CUBETAS INCLUIDAS
BOÎTES INCLUS
TRAYS INCLUDED
24u. V-BULL 2

Ref. **V-640 H 1 09**

5,1 Kg

CUBETAS INCLUIDAS
BOÎTES INCLUS
TRAYS INCLUDED
9u. V-BULL 3

Ref. **V-640 H 2 18**

9,5 Kg

CUBETAS INCLUIDAS
BOÎTES INCLUS
TRAYS INCLUDED
18u. V-BULL 3

Ref. **V-640 H 3 18**

9,5 Kg

CUBETAS INCLUIDAS
BOÎTES INCLUS
TRAYS INCLUDED
18u. V-BULL 3

Ref. **V-640 H 1 15**

4,5 Kg

CUBETAS INCLUIDAS
BOÎTES INCLUS
TRAYS INCLUDED
8u. V-BULL 1
4u. V-BULL 2
3u. V-BULL 3

Ref. **V-640 H 2 30**

9 Kg

CUBETAS INCLUIDAS
BOÎTES INCLUS
TRAYS INCLUDED
8u. V-BULL 1
16u. V-BULL 2
6u. V-BULL 3

Ref. **V-640 H 3 27**

8 Kg

CUBETAS INCLUIDAS
BOÎTES INCLUS
TRAYS INCLUDED
12u. V-BULL 1
12u. V-BULL 2
3u. V-BULL 3

SERIE 103



SERIE 104



SERIE 103



accesorios
accessoires
accessories

KIT ELECTRICIDAD INCLUIDO
KIT ÉLECTRICITÉ INCLUS
INCLUDED POWER KIT

■ RAL 7016



RUEDAS ROUES WHEELS



PIES PIEDS STANDS

Base redonda regulable en altura.
Base ronde réglable en hauteur.
Height-adjustable round base.



4 tomas 220V + ventilador + magnetotérmico + entrada de corriente
4 prises 220V + ventilateur + magnéto thermique + prise de courant
4 220V plugs + fan + thermal magneto + input power




El material informático de las imágenes no se suministra.
Le matériel informatique pour les images n'est pas fourni.
The computer equipment for the images is not supplied.





Los pies y las ruedas, se suministran sin montar, en los modelos que las incluyen.
Les pieds et les roulettes sont livrés non montés dans les modèles qui en sont équipés.
The feet and wheels are supplied unassembled in the models that include them.



información
information
information



Cierres a dos puntos o a un solo punto, según conjunto.
Serrures à deux points ou à un seul point, selon le réglage.
Two-point or single-point locks, depending on the set.



Cajones y bandejas para teclado y ratón, según serie.
Tiroirs et étagères pour clavier et souris selon les séries.
Drawers and trays for keyboard and mouse according to series.

- [ES]**
- Armario modular para PC.
 - Para pantallas planas de hasta 26".
 - Configure su armario según sus necesidades.
 - Disponible con o sin ruedas.
 - Disponibilidad de servir sin Kit eléctrico.
 - Color estándar azul martelé (SERIE 105) y RAL 7016 - RAL 5010 (SERIE 103-104) posibilidad colores en opción.
 - Material informático no se suministra.


- [FR]**
- Armoire modulaire pour PC.
 - Pour écrans plats jusqu'à 26".
 - Configurez votre armoire en fonction de vos besoins.
 - Disponible avec ou sans roues.
 - Possibilité de servir sans kit électrique.
 - Couleur standard bleu martelé (SÉRIE 105) et RAL 7016 - RAL 5010 (SÉRIE 103 - 104) possibilité teintes en option.
 - Matériel informatique non fournis.

- [EN]**
- Modular cabinet for PC.
 - For flat screens up to 26".
 - Configure your cabinet according to your needs.
 - Available with or without wheels.
 - Availability to serve without electrical kit.
 - Standard colour hammered blue (SERIE 105) and RAL 7016 - RAL 5010 (SERIE 103 - 104) possibility optional colours.
 - Informatic material not supplied.

SERIE 103

Ref. 103 1

Armario Pantalla con puerta metacrilato.
Armoire écran avec porte méthacrylate.
Screen cabinet with methacrylate door.



Con asas a ambos laterales.
Avec poignées de chaque latéraux.
With handles on both laterals.

e 1,5 mm

Cierre centralizado con llave.
Verrouillage centralisé avec clé.
Central locking with key.

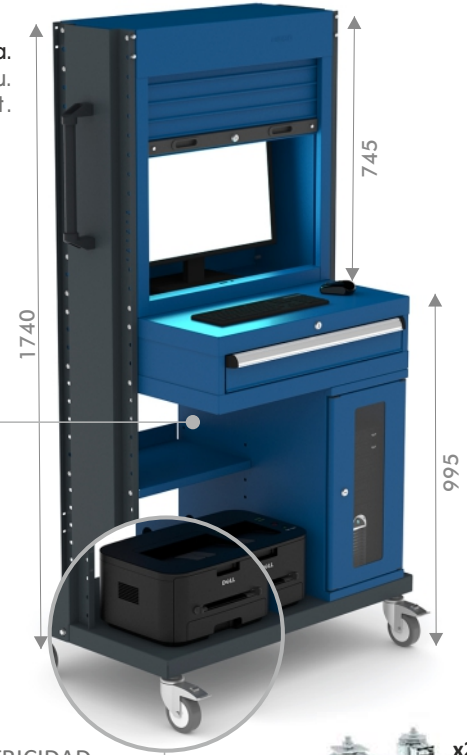
e 0,6 mm

Armario PC configurable con puerta o persiana.
Armoire PC configurable avec porte ou rideau.
Configurable PC cabinet with door or shutter closure.

www

Ref. 103 1 P

Armario Pantalla con persiana.
Armoire écran avec rideau.
Shutter screen cabinet.



100 **GS**

Apertura 90%.
Ouverture 90%.
90% opening.



KIT ELECTRICIDAD
KIT ÉLECTRICITÉ
POWER KIT

RAL 7016

Ruedas.
Roues.
Wheels. **x2**

ø 100 mm H 135 mm

Gama de producto
Gamme de produits
Product range

4 tomas 220V + ventilador + magnetotérmico + entrada de corriente
4 prises 220V + ventilateur + magnéto thermique + prise de courant
4 220V plugs + fan + thermal magneto + input power

800 x 650 x 1870 mm

Ref. 103 1

75 Kg

KIT ELECTRICIDAD
KIT ÉLECTRICITÉ
POWER KIT



Ref. 103 2

55 Kg

KIT ELECTRICIDAD
KIT ÉLECTRICITÉ
POWER KIT



Ref. 103 3

45 Kg

KIT ELECTRICIDAD
KIT ÉLECTRICITÉ
POWER KIT



Ref. 103 4

33 Kg

PIES
PIEDS
STANDS



Ref. 103 1 P

60 Kg

KIT ELECTRICIDAD
KIT ÉLECTRICITÉ
POWER KIT



Ref. 103 2 P

60 Kg

KIT ELECTRICIDAD
KIT ÉLECTRICITÉ
POWER KIT



COLORES
COULEURS
COLOURS

RAL 5010
RAL 7016




Equipo informático no incluido. Admiten monitores de hasta 26".
Équipement informatique non inclus. Pour moniteurs jusqu'à 26".
Computer equipment not included. Monitors up to 26" are supported.



KIT ELECTRICIDAD INCLUIDO
KIT ÉLECTRICITÉ INCLUS
INCLUDED POWER KIT

www Armario PC opción con puerta o persiana.
Armoire PC option avec porte ou rideau.
PC cabinet with option door or shutter closure.

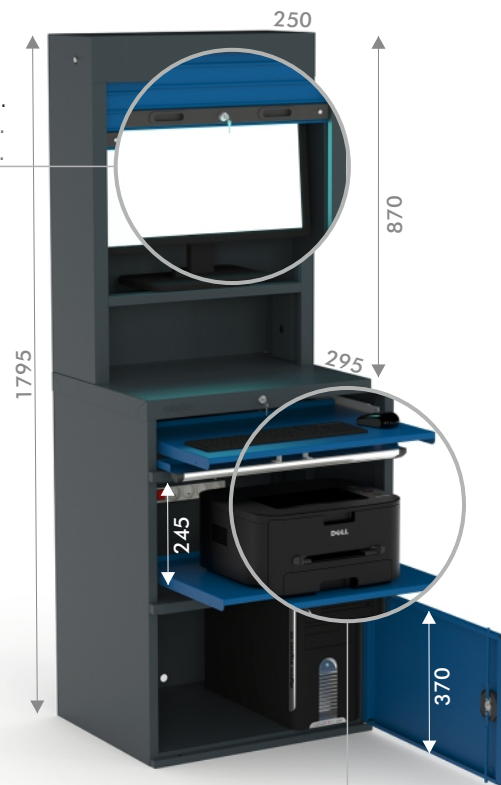
Ref. 104 0
Puerta de metacrilato.
Porte de méthacrylate.
Methacrylate door.



Cierre centralizado con llave en puertas.
Verrouillage centralisé avec clé dans les portes.
Central locking with key in the doors.

e 0,6 mm

Ref. 104 1
Persiana y bandeja extraíble.
Rideau et plateau amovible.
Shutter closure and removable tray.



Bandeja extensible y cajón.
Plateau amovible et tiroir.
Removable tray and drawer.

50 **GT** Apertura 100%.
Ouverture 100%.
100% opening.

Información adicional
Information supplémentaire
Additional information

750 x 750 x 1930 mm

FABRICACIÓN
FABRICATION
MANUFACTURING

Estructura metálica.
Chassis métallique.
Metallic frame.

e 1 mm

KIT ELECTRICIDAD INCLUIDO
KIT ÉLECTRICITÉ INCLUS
INCLUDED POWER KIT

RAL 7016



4 tomas 220V + ventilador + magnetotérmico + entrada de corriente
4 prises 220V + ventilateur + magnéto thermique + prise de courant
4 220V plugs + fan + thermal magneto + input power

P I E S
PIEDS
STANDS



Base redonda regulable en altura.
Base ronde réglable en hauteur.
Height-adjustable round base.

RUEDAS
ROUES
WHEELS



Ø100 mm
H 135 mm

COLORES
COULEURS
COLOURS RAL 5010
 RAL 7016



Equipo informático no incluido. Admiten monitores de hasta 26".
Équipement informatique non inclus. Les moniteurs jusqu'à 26" sont pris en charge.
Computer equipment not included. Monitors up to 26" are supported.

SERIE 104

Gama de producto
Gamme de produits
Product range

Ref. 104 0

H 1800

67,75 Kg

KIT ELECTRICIDAD
KIT ELECTRICITE
POWER KIT



Ref. 104 0 P

H 1880

68,25 Kg

KIT ELECTRICIDAD
KIT ELECTRICITE
POWER KIT

PIES
PIEDS
STANDS



Ref. 104 0 R

H 1935

69,75 Kg

KIT ELECTRICIDAD
KIT ELECTRICITE
POWER KIT

RUEDAS
ROUES
WHEELS



Ref. 104 1

H 1800

72 Kg

KIT ELECTRICIDAD
KIT ELECTRICITE
POWER KIT



Ref. 104 1 P

H 1880

72,5 Kg

KIT ELECTRICIDAD
KIT ELECTRICITE
POWER KIT

PIES
PIEDS
STANDS



Ref. 104 1 R

H 1935

74 Kg

KIT ELECTRICIDAD
KIT ELECTRICITE
POWER KIT

RUEDAS
ROUES
WHEELS



Ref. 104 0 1

Ref. 104 0 1

H 1800

76,1 Kg

KIT ELECTRICIDAD
KIT ELECTRICITE
POWER KIT



Ref. 104 0 1 P

H 1880

76,6 Kg

KIT ELECTRICIDAD
KIT ELECTRICITE
POWER KIT

PIES
PIEDS
STANDS



Ref. 104 0 1 R

H 1935

78,1 Kg

KIT ELECTRICIDAD
KIT ELECTRICITE
POWER KIT

RUEDAS
ROUES
WHEELS



Ref. 104 1 0

Ref. 104 1 0

H 1800

70 Kg

KIT ELECTRICIDAD
KIT ELECTRICITE
POWER KIT



Ref. 104 1 0 P

H 1880

70,5 Kg

KIT ELECTRICIDAD
KIT ELECTRICITE
POWER KIT

PIES
PIEDS
STANDS



Ref. 104 1 0 R

H 1935

72 Kg

KIT ELECTRICIDAD
KIT ELECTRICITE
POWER KIT

RUEDAS
ROUES
WHEELS



SERIE 105

Armario PC con puertas.
Armoire PC avec portes.
PC cabinet with doors.

WWW

Ref. 105 1

Bandejas graduables cada 25 mm.
Étagères réglables chaque 25 mm.
Adjustable shelves every 25 mm.

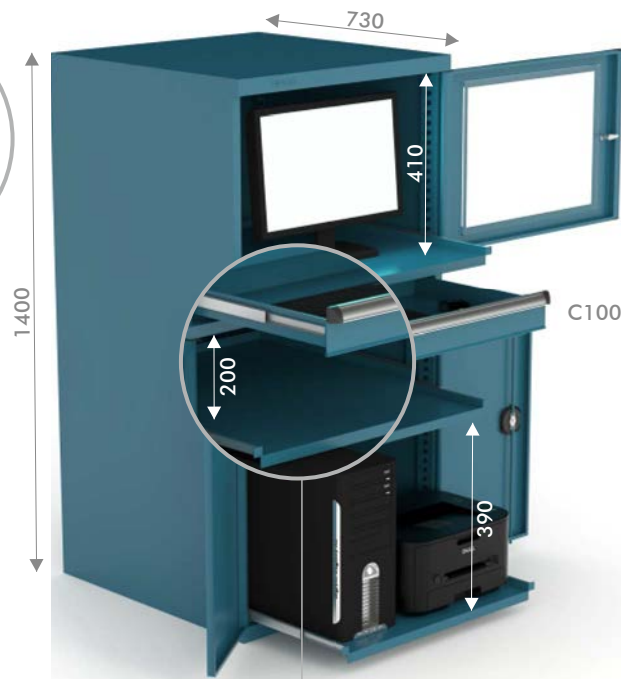


Cierre centralizado con llave en puertas.
Verrouillage centralisé avec clé dans les portes.
Central locking with key in the doors.

e 0,6 mm

Ref. 105 2

Bandejas extraíbles.
Plateaux amovibles.
Removable trays.



Bandeja extensible y cajón.
Plateau amovible et tiroir.
Removable tray and drawer.

50
KB

GT

Apertura 100%.
Ouverture 100%.
100% opening.

Gama de producto
Gamme de produits
Product range

750 x 750 x 1600 mm

Ref. 105 1

72 Kg

Ref. 105 2

102 Kg

H 1400

**KIT ELECTRICIDAD
KIT ÉLECTRICITÉ
POWER KIT**



Ref. 105 1 Z

80 Kg

Ref. 105 2 Z

110 Kg

H 1450

**ZÓCALO
SOCLE
PLINTH**
**KIT ELECTRICIDAD
KIT ÉLECTRICITÉ
POWER KIT**



Ref. 105 1 R

95 Kg

Ref. 105 2 R

125 Kg

H 1535

**RUEDAS
ROUES
WHEELS**
**KIT ELECTRICIDAD
KIT ÉLECTRICITÉ
POWER KIT**



COLOR
COULEUR
COLOUR

**AZUL
MARTELÉ**



Para otros colores hay un coste adicional.
Pour d'autres couleurs il y a un coût additionnel.
For others colours there is an additional cost.



Equipo informático no incluido.
Équipement informatique non inclus.
Computer equipment not included.



**KIT ELECTRICIDAD INCLUIDO
KIT ÉLECTRICITÉ INCLUS
INCLUDED POWER KIT**

RAL 7016



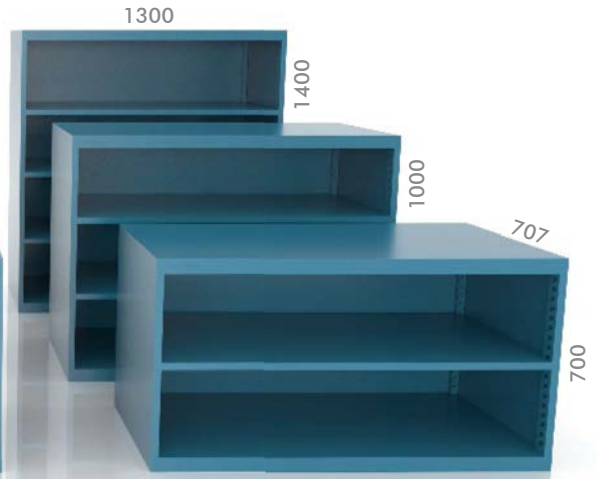
4 tomas 220V + ventilador + magnetotérmico + entrada de corriente
4 prises 220V + ventilateur + magnéto thermique + prise de courant
4 220V plugs + fan + thermal magneto + input power



SERIE 115 ASP




SERIE 119 ASP

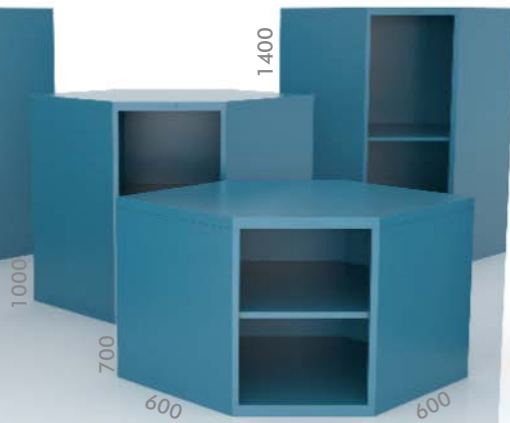


SERIE 143 ASP


SERIE ASP CA



Ref. 115 ASP CA



Ref. 122 ASP CA



Ref. 136 ASP CA

accesorios
accessoires
accessories


- Ref. 115 - 122 BG ASP
- Ref. 119 - 123 BG ASP
- Ref. 135 BG ASP
- Ref. 143 BG ASP



Estantería graduable.
Étagère réglable.
Adjustable shelf.



ejemplos
exemples
exemples



información
information
information



Para colores no estándar hay coste adicional (consultar condiciones).
Pour les couleurs non standard il y a un coût supplémentaire (consulter les conditions).
For non-standard colours there is an additional cost (consult conditions).



Configuraciones para ordenadores.
Configurations de l'ordinateur.
Computer configurations.



Modulares (según SERIE).
Modulaire (selon la SÉRIE).
Modular (according to SERIES).

- ES**
- Armarios sin puertas.
 - Gran variedad de medidas y configuraciones.
 - Configure su armario según sus necesidades.
 - Diseño robusto y resistente.
 - Soluciones de almacenaje para herramientas.
 - Color estándar azul martelé posibilidad colores en opción.
 - Accesorios disponibles para configuración.

- FR**
- Armoire sans portes.
 - Grande variété de tailles et configurations.
 - Configurez votre armoire en fonction de vos besoins.
 - Conception robuste et resistance.
 - Solutions de stockage d'outils.
 - Couleur standard bleu martelé possibilité teintes en option.
 - Accessoires disponibles pour la configuration.

- EN**
- Cabinets without doors.
 - Wide range of sizes and configurations.
 - Configure your cabinet according to your needs.
 - Strong and resistant design.
 - Storage solutions for tools.
 - Standard colour hammered blue possibility optional colours.
 - Accessories available for customization.

SERIE 115 ASP

Ref. 115 4 ASP

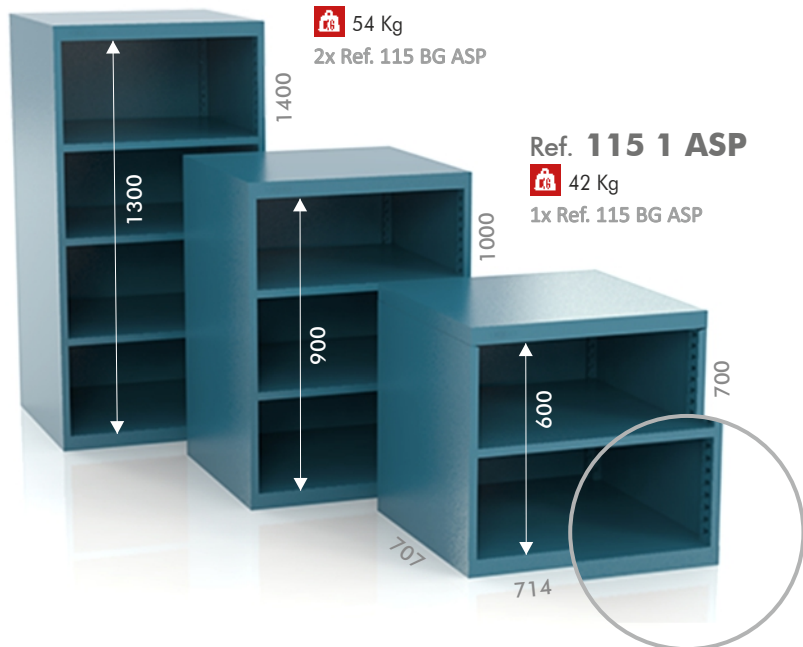
66 Kg
3x Ref. 115 BG ASP

Ref. 115 2 ASP

54 Kg
2x Ref. 115 BG ASP

Ref. 115 1 ASP

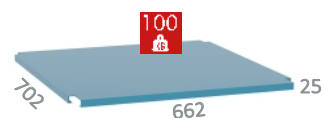
42 Kg
1x Ref. 115 BG ASP



Accesorios opcionales
Accessoires optionnels
Optional accessories

Ref. 115 BG ASP

5 Kg
Estanteria graduable
Étagère réglable
Removable shelf



Armarios sin puertas metálicos.
Armoires sans portes métalliques.
Metal cabinets without doors.

e 1 mm



Combinable con nuestros armarios con cajones.
Combinable avec nos armoires à tiroirs.
Combinable with our cabinets with drawers.



SERIE 119 ASP

Ref. 119 4 ASP

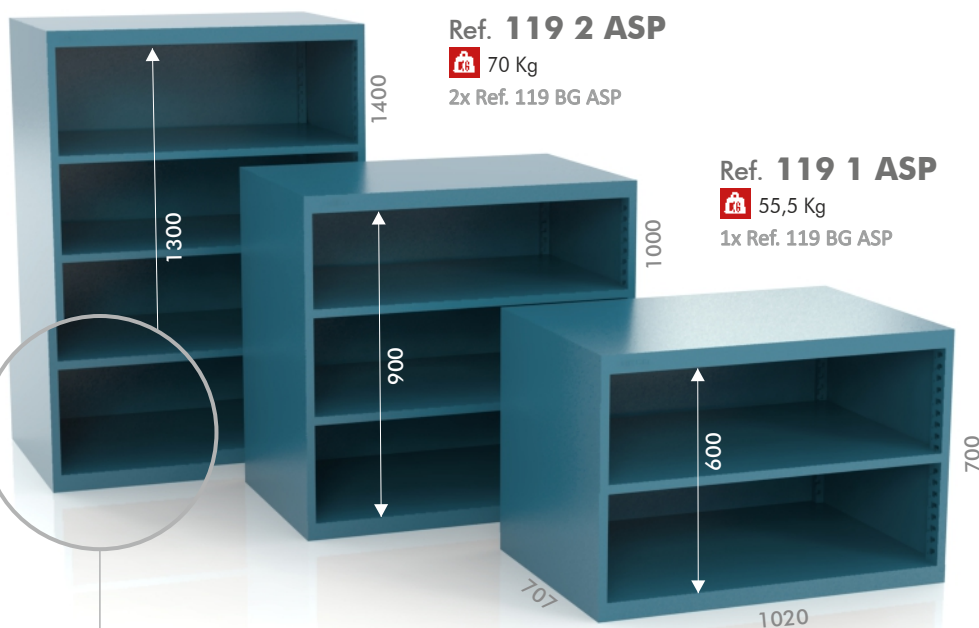
84,5 Kg
3x Ref. 119 BG ASP

Ref. 119 2 ASP

70 Kg
2x Ref. 119 BG ASP

Ref. 119 1 ASP

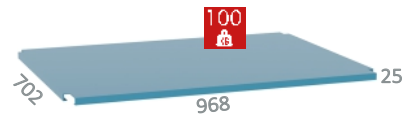
55,5 Kg
1x Ref. 119 BG ASP



Accesorios opcionales
Accessoires optionnels
Optional accessories

Ref. 119 BG ASP

6,5 Kg
Estanteria graduable
Étagère réglable
Removable shelf



Armarios sin puertas metálicos.
Armoires sans portes métalliques.
Metal cabinets without doors.

e 1 mm



Combinable con nuestros armarios con cajones.
Combinable avec nos armoires à tiroirs.
Combinable with our cabinets with drawers.



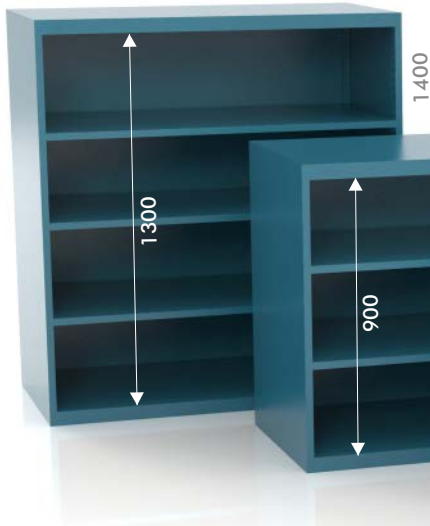
SERIE 143 ASP

WWW

Ref. 143 4 ASP

119 Kg

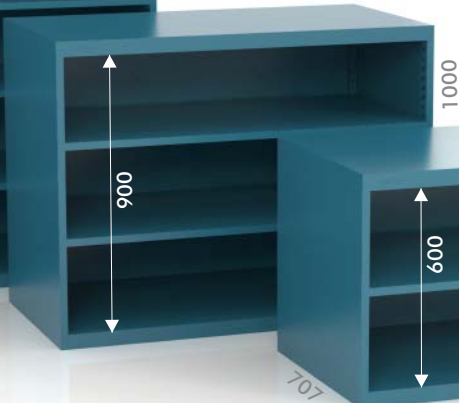
3x Ref. 143 BG ASP



Ref. 143 2 ASP

91,6 Kg


2x Ref. 143 BG ASP



Ref. 143 1 ASP

73,2 Kg

1x Ref. 143 BG ASP

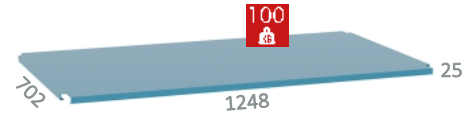


Accesorios opcionales
Accessoires optionnels
Optional accessories

Ref. 143 BG ASP

8 Kg

Estanteria graduable
Étagère réglable
Removable shelf



Armarios sin puertas metálicos.
Armoires sans portes métalliques.
Metal cabinets without doors.

1 mm

Combinable con nuestros armarios con cajones.
Combinable avec nos armoires à tiroirs.
Combinable with our cabinets with drawers.


SERIE 122 ASP

WWW

Ref. 122 4 ASP

48,5 Kg


3x Ref. 122 BG ASP



Ref. 122 2 ASP

35 Kg

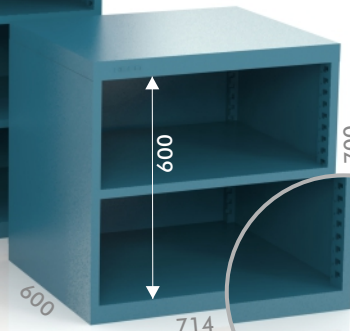
2x Ref. 122 BG ASP



Ref. 122 1 ASP

24 Kg

1x Ref. 122 BG ASP



Accesorios opcionales
Accessoires optionnels
Optional accessories

Ref. 122 BG ASP

8 Kg

Estanteria graduable
Étagère réglable
Removable shelf




Armarios sin puertas metálicos.
Armoires sans portes métalliques.
Metal cabinets without doors.

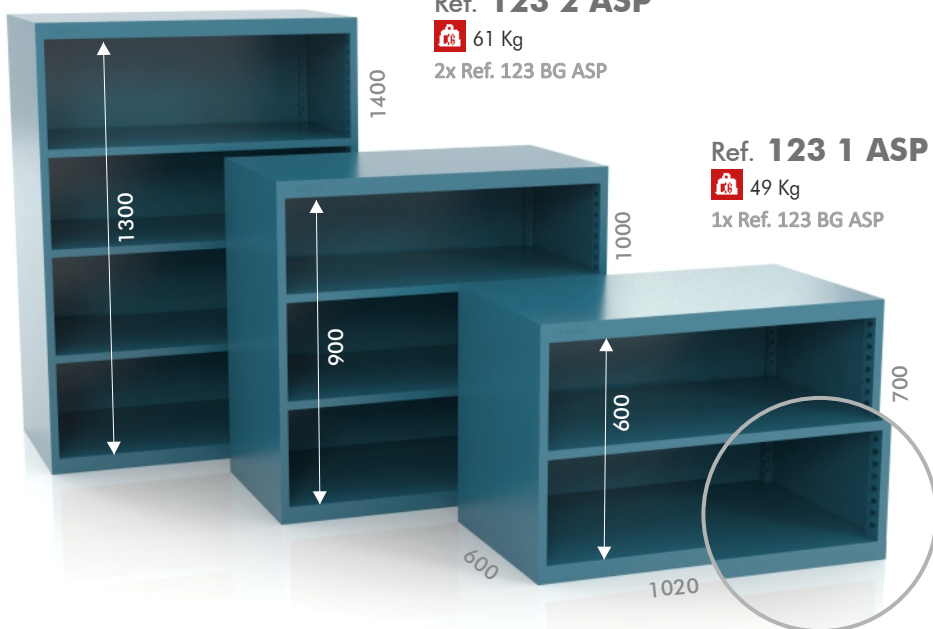
1 mm

Combinable con nuestros armarios con cajones.
Combinable avec nos armoires à tiroirs.
Combinable with our cabinets with drawers.


SERIE 123 ASP

Ref. 123 4 ASP


 75 Kg
3x Ref. 123 BG ASP



Ref. 123 2 ASP

 61 Kg
2x Ref. 123 BG ASP

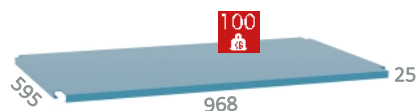
Ref. 123 1 ASP

 49 Kg
1x Ref. 123 BG ASP

Accesorios opcionales
Accessoires optionnels
Optional accessories


Ref. 123 BG ASP

 6 Kg
Estanteria graduable
Étagère réglable
Removable shelf




Armarios sin puertas metálicos.
Armoires sans portes métalliques.
Metal cabinets without doors.

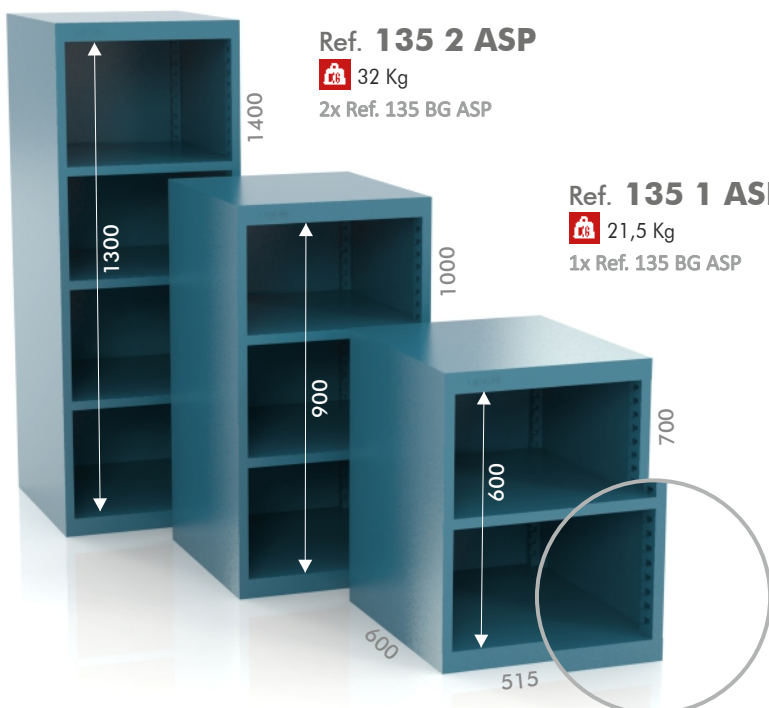
 1 mm

 Combinable con nuestros armarios con cajones.
Combinable avec nos armoires à tiroirs.
Combinable with our cabinets with drawers.


SERIE 135 ASP

Ref. 135 4 ASP


 45 Kg
3x Ref. 135 BG ASP



Ref. 135 2 ASP


 32 Kg
2x Ref. 135 BG ASP

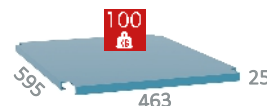
Ref. 135 1 ASP

 21,5 Kg
1x Ref. 135 BG ASP

Accesorios opcionales
Accessoires optionnels
Optional accessories


Ref. 135 BG ASP

 3,5 Kg
Estanteria graduable
Étagère réglable
Removable shelf



Armarios sin puertas metálicos.
Armoires sans portes métalliques.
Metal cabinets without doors.

 1 mm

 Combinable con nuestros armarios con cajones.
Combinable avec nos armoires à tiroirs.
Combinable with our cabinets with drawers.

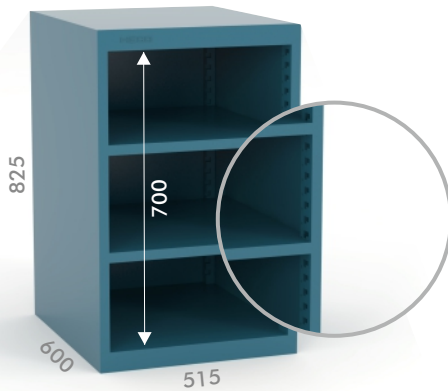


SERIE 136 ASP

WWW

Ref. 136 2 ASP

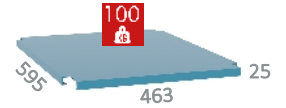
27 Kg
2x Ref. 135 BG ASP



Accesorios opcionales
Accessoires optionnels
Optional accessories

Ref. 135 BG ASP

3,5 Kg
Estanteria graduable
Étagère réglable
Removable shelf



Armarios sin puertas metálicos.
Armoires sans portes métalliques.
Metal cabinets without doors.

1 mm



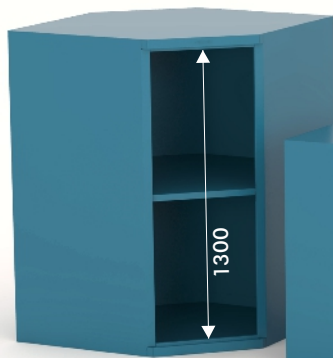
Combinable con nuestros armarios con cajones.
Combinable avec nos armoires à tiroirs.
Combinable with our cabinets with drawers.

SERIE ASP CA

WWW

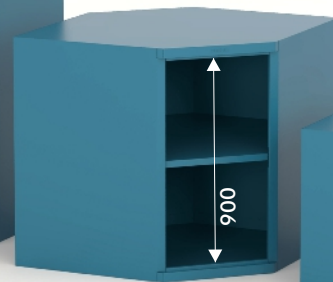
Ref. 115 4 ASP CA

116 Kg



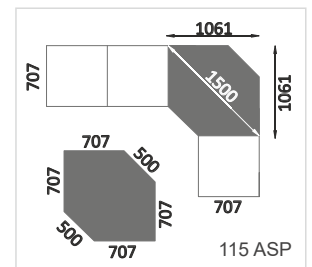
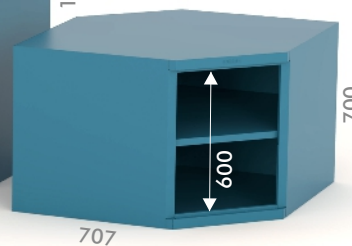
Ref. 115 2 ASP CA

82 Kg



Ref. 115 1 ASP CA

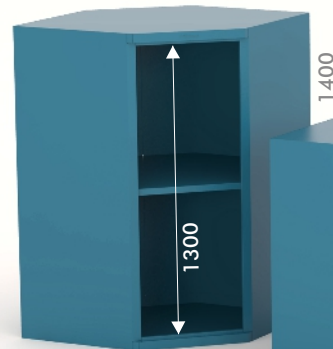
54 Kg



Las bandejas están soldadas, no pueden ser graduables.
Les plateaux sont soudés et non réglables.
Trays are welded, they cannot be adjustable.

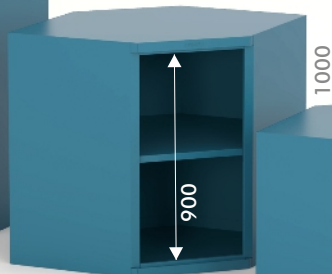
Ref. 122 4 ASP CA

109 Kg



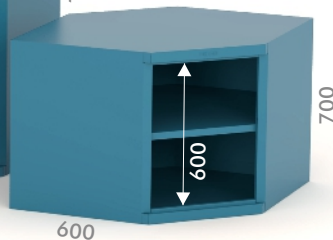
Ref. 122 2 ASP CA

77 Kg



Ref. 122 1 ASP CA

51 Kg

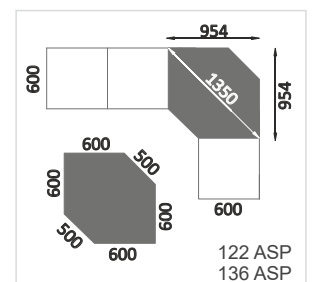
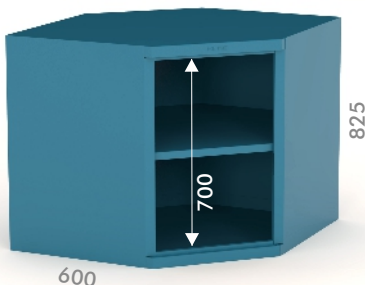


sin puertas
sans portes
without doors

OPCIÓN: Puerta.
OPTION: Porte.
OPTION: Door.

Ref. 136 2 ASP CA

66 Kg




sin puertas
sans portes
without doors

OPCIÓN: Puerta.
OPTION: Porte.
OPTION: Door.



accesorios
accessoires
accessories

Ref. 149 0 01



Ref. 149 0 04



SERIE ISO 40/50



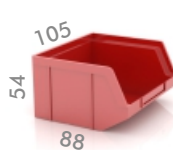
SERIE VDI 40

SERIE HSK 50/63/80/100



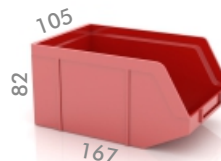
SERIE CAPTO 8

Ref. V-BULL 1



Ref. CE P 1

Ref. V-BULL 2



Ref. V-BULL 3



Cierre electrónico
Verrou électronique
Electronic locking



información
information
information


- [ES]**
 - Carros de trabajo y de taller.
 - Varias opciones de almacenaje, según necesidad.
 - Opción porta conos (ISO, CAPTO, VDI y HSK).
 - Ruedas de goma Ø75 - 100 mm (según modelo).
 - Carga máxima: 100 kg (excepto serie 134 > 240 Kg).
 - Panel perforado: chapa 1,5 mm.
 - Panel porta cubetas: chapa 1,2 mm.
 - Armazón: chapa 1 mm.
 - Asa en cada lateral para facilitar el transporte.
 - Color estándar azul martelé posibilidad colores en opción.
- [FR]**
 - Desserte de travail et servante d'atelier.
 - Plusieurs options de rangement selon besoin.
 - Option porte-cônes (ISO, CAPTO, VDI et HSK).
 - Roues en caoutchouc Ø75 - 100 mm (selon le modèle).
 - Charge maximale: 100 kg (sauf série 134 > 240 kg).
 - Panneaux perforés: épaisseur 15/10 mm.
 - Panneau bacs à bec: épaisseur 12/10 mm.
 - Châssis: Tôle 15/10 mm.
 - Double poignée laterale pour faciliter le transport.
 - Couleur standard bleu martelé possibilité teintes en option.
- [EN]**
 - Workshop trolleys with trays for storage.
 - Several storage options according to need.
 - Optional tool-holders (ISO, CAPTO, VDI and HSK).
 - Perforated panels: 1,5 mm metal sheet.
 - Tray-holder panels: 1,2 metal sheet.
 - Frame: 1 mm metal sheet.
 - Rubber wheels, Ø75 - 100 mm (depending on model).
 - Maximum load: 100kg (except serie 134 > 240kg).
 - Handle feach for easy transport.
 - Standard colour hammered blue possibility optional colours.




Cierre con llave.
Fermeture à clé.
Key Locking.




Interior cajón ranurado.
Intérieur tiroir rainurée.
Interior slotted drawer.



Sistema antivuelco.
Système anti-renversement.
Anti-roll system.



Panel perforado.
Panneau perforé.
Perforated panel.



Panel porta cubetas.
Panneau pour bacs à bec.
Tray-holder panel.

SERIE 139

Asa para una manipulación fácil.
Poignée pour une manipulation facile.
Handle for easy handling.

Estructura desmontable.
Structure amovible.
Removable structure.

e 2 mm




Bandejas fijas.
Plateaux fixes.
Fixed shelves.

e 1 mm

Carro con bandejas estándar.
Desserte avec plateaux standard.
Trolley with standard trays.

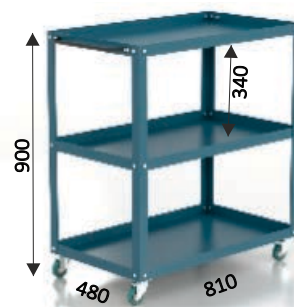
Ref. 139 1

15 14,5 Kg
470 x 145 x 715 mm
15 Ø 75 mm
H 100 mm



Ref. 139 2

15 18,5 Kg
490 x 145 x 815 mm
15 Ø 75 mm
H 100 mm



100 Carga total repartida
Charge totale répartie
Distributed total load

15 Montaje con tornillos, incluidos.
Assemblage avec vis, inclus.
Assembly with screws, included.

SERIE 140

Disponibile con cajón bidireccional.
Possibilité avec tiroir bidirectionnel.
Be able with bidirectional drawer.

Doble asa.
Double poignée
Double handle.



Bandejas fijas.
Plateaux fixes.
Fixed shelves.

e 0,8 mm


Estructura soldada y esquinas redondeadas.
Structure soudée et angles arrondies.
Welded structure and rounded edges.

e 3 mm

Carro de trabajo con bandejas y cajón opcional.
Desserte de travail avec plateaux et tiroir optionnel.
Workshop trolley with trays and optional drawer.

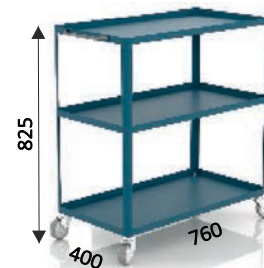
Ref. 140 1

15 13,8 Kg
660 x 380 x 850 mm
15 Ø 75 mm
H 100 mm



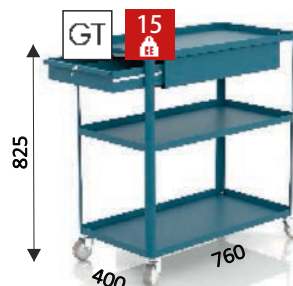
Ref. 140 2

15 16,55 Kg
800 x 440 x 840 mm
15 Ø 75 mm
H 100 mm



Ref. 140 3

15 16,5 Kg
800 x 440 x 840 mm
15 Ø 75 mm
H 100 mm
i cajón bidireccional
tiroir bidirectionnel
bidirectional drawer



100 Carga total repartida
Charge totale répartie
Distributed total load

SERIE 146

Carro con bandejas y soporte porta rollo.
Desserte avec plateaux et support de rouleur.
Workshop trolley with trays and roll holder accessory.



Bandejas fijas.
Plateaux fixes.
Fixed shelves.

e 0,6 mm

Estructura soldada y esquinas redondeados.
Structure soudée et angles arrondies.
Welded structure and rounded edges.

e 3 mm

Ref. 146 1

e 21,54 Kg
805 x 430 x 1020 mm
Ø 75 mm
H 100 mm



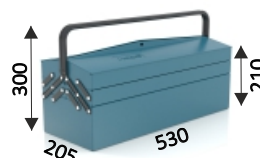
Ref. 146 2

e 29,29 Kg
805 x 430 x 1020 mm
Ø 75 mm
H 100 mm



Ref. 108 7


e 20.2 L




Carga total repartida
Charge totale répartie
Distributed total load

SERIE 134

Carro de alta resistencia con bandejas o portaconos ISO/HSK/VDI/CAPTO.
Desserte haute résistance avec plateaux ou porte-cônes ISO/HSK/VDI/CAPTO.
Heavy duty workshop trolley with trays or tool-holders (ISO/HSK/VDI/CAPTO).



Ref. 134 1



Bandejas portaconos.
Plateau porte-cônes.
Tool-holder trays.

e 2 mm



Estructura soldada.
Structure soudée.
Welded structure.

e 3 mm



Goma sintética estriada.
Coutchouc synthétique strié.
Synthetic rubber striated.

e 3 mm



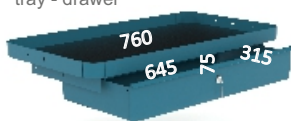
Ruedas de goma.
Roues en coutchouc.
Rubber wheels.

e Ø100mm

SERIE **134**


Accesorios
Accessoires
Accessories

Ref. 134 BC
bandeja - cajón
plateau - tiroir
tray - drawer



Graduables cada 45 mm.
Réglables chaque 45 mm.
Adjustable every 45 mm.

BADEJAS PORTACONOS
PLATEAU PORTE-CÔNES
TOOL-HOLDER TRAYS



PORTACONOS PORTE-CÔNES - TOOL-HOLDER
ISO 40/50 VDI 40



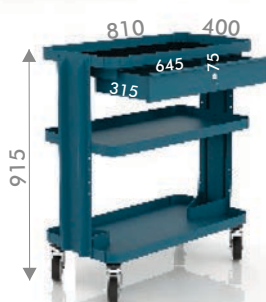
Ref. **134 1**

32,4 Kg



Ref. **134 2**

35 Kg




Ref. **134 BG**

6,2 Kg



Ref. **134 BC**

8,7 Kg



Ref. **134 ISO 40**

32,4 Kg
40x ISO 40
134 BG
134 B ISO 40




Ref. **134 ISO 50**

32,4 Kg
30x ISO 50
134 BG
134 B ISO 50




Ref. **134 B ISO 40**

4,6 Kg
24x ISO 40



Ref. **134 B ISO 50**

4,2 Kg
18x ISO 50



Ref. **134 HSK 50**

32,4 Kg
40x HSK 50
134 BG
134 BHSK 50



Ref. **134 HSK 63**

32,4 Kg
40x HSK 63
134 BG
134 BHSK 63



Ref. **134 BHSK 50**

4,2 Kg
24x HSK 50



Ref. **134 BHSK 63**

4,2 Kg
24x HSK 63



Ref. **134 HSK 80**

32,4 Kg
40x HSK 80
134 BG
134 BHSK 80



Ref. **134 HSK 100**

32,4 Kg
30x HSK 100
134 BG
134 BHSK 100



Ref. **134 BHSK 80**

4,2 Kg
24x HSK 80

Ref. **134 BHSK 100**

4,2 Kg
18x HSK 100



SERIE 114

Ref. 114 1


 23,94 Kg



Soportes soldados.
Supports soudées.
Supports welded.

Incluye cajón y bandeja fija.
Tiroir et plateaux fixe inclus.
Included drawer and fixed tray.

Capacidad 118 herramientas.
Capacité 118 outils.
Capacity 118 tools.



Ref. 114 2

 25,42 Kg



Incluye cajón y bandeja fija.
Tiroir et plateaux fixe inclus.
Included drawer and fixed tray.

2 bandejas graduables y 1 fija.
2 plateaux réglables et 1 fixe.
2 regulables trays and 1 fixed.



Ref. 114 P

 19 Kg



Soportes soldados.
Supports soudées.
Supports welded.

Incluye cajón y bandeja fija.
Tiroir et plateaux fixe inclus.
Included drawer and fixed tray.

Capacidad 118 herramientas.
Capacité 118 outils.
Capacity 118 tools.

Panel perforado en fondo y laterales.
Panneau perforé en postérieur et latéraux.
Perforated panel in front and besides.



Ref. 114 C


 21 Kg



Soportes soldados.
Supports soudées.
Supports welded.

Incluye cajón y bandeja fija.
Tiroir et plateaux fixe inclus.
Included drawer and fixed tray.

Cubetas: 10u. V-BULL 1 - 15u. V-BULL 2.
Bacs à bec: 10u. V-BULL 1 - 15u. V-BULL 2.
Trays: 10u. V-BULL 1 - 15u. V-BULL 2.




SERIE 114 M

Componentes
Composants
Components

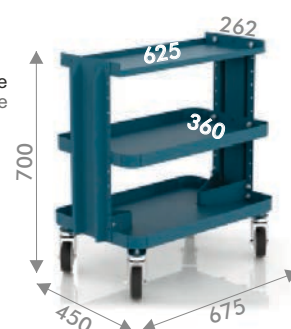
CARRO CHARIOT / TROLLEY

Ref. 114 M 01

 25,54 Kg

 2 mm

1x 134 BG
bandeja graduable
plateau réglable
adjustable tray




Ruedas de goma giratorias
Roues en caoutchouc pivotant
Rotating rubber wheels




ARMARIO ARMOIRE / CABINET

Ref. 114 1

 23,94 Kg

 1 mm




Ref. CE P 1
Cierre electrónico
Verrou électronique
Electronic locking




Opción
Option
Option

REF. CE P 1
REF. CE P 1 TM
REF. CE P 1 TU



Ref. 114 M

 49,48 Kg

114 M 01
114 1

SERIE 128

Carro de alta resistencia para trabajos de exteriores.
Chariot haute résistance pour les travaux en extérieurs.
Heavy duty workshop trolley for outdoor work.

Ref. 128

46 Kg

Asa y portadocumentos.
Poignée et porte-documents.
Handle and document holder.



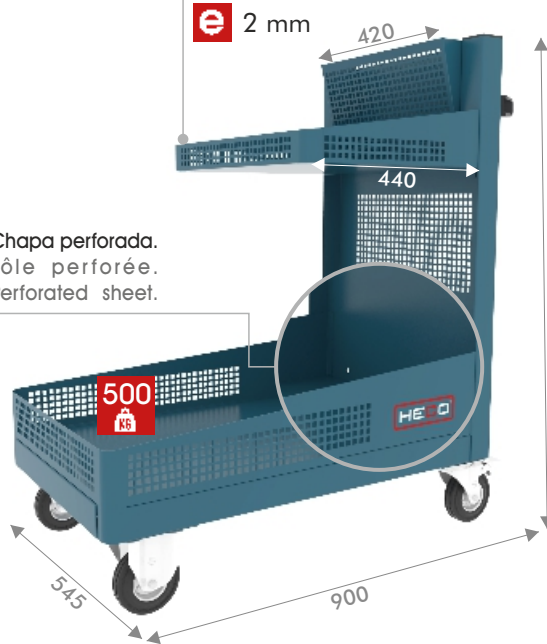
Estructura y ruedas.
Châssis et roues.
Frame and wheels.

1,5 mm
 Ø125

Bandeja.
Plateau.
Shelf.

2 mm

Chapa perforada.
Tôle perforée.
Perforated sheet.



Ref. 128 pack 1

54 Kg
1x Ref. 138 4 SA



Ref. 128 pack 2

59 Kg
1x Ref. 138 4 SA
1x Ref. 102 7



Consultar plazo de entrega.
Consulter le délai de livraison.
Check delivery time.

El candado para el arcón no se suministra.
La serrure du coffre n'est pas fournie.
The lock for the chest is not supplied.

SERIE 116

Cierre con persiana y cajones con guías ranuradas cada 14 mm.
Fermeture a rideau et tiroirs avec glissières rainurées chaque 14 mm.
Shutter closure and drawers with grooved slides every 14 mm.

Ref. 116 1

34,7 Kg


Incluye 2 bandejas fijas.
2 plateaux fixes inclus.
Included 2 fixed trays.

Ref. 116 2 01
División cajón
Séparation tiroir
Division drawer

Persiana ambos lados.
Rideau deux côtés.
Shutter both sides.

Cierre a la izquierda.
Verrouillage à gauche.
Left-hand locking.

1 mm



Cada cajón incluye dos divisiones.
Chaque tiroir inclus deux séparations.
Each drawer included two divisions.

100 Kg

240 Kg



Ref. 116 3

42,3 Kg

Incluye 4 cajones.
4 Tiroirs inclus.
Included 4 drawers.

Ref. 116 2 01
División cajón
Séparation tiroir
Division drawer

Persiana un lado.
Rideau un côté.
Shutter one side.



Ruedas de goma
Roues en caoutchouc
Rubber wheels


Ø 100 mm
H 135 mm

Cierre centralizado con llave (bloqueo persiana).
Verrouillage centralisé avec clé (verrouillage rideau).
Central locking with key (shutter blocking).

SERIE 117

Carro con cajones de diferentes composiciones.
Servante avec tiroirs de différentes compositions.
Trolley with drawers of different compositions.

Cada cajón incluye tres divisiones.
Chaque tiroir inclus trois séparations.
Each drawer included three divisions.



Ref. 117 0

49,8 Kg

Incluye 4 cajones.
4 Tiroirs inclus.
Included 4 drawers.

2x 117 S15 C55 Ref. 117 001
1x 117 S15 C110 Ref. 117 002
1x 117 S15 C440

Divisiones cajones
Séparations tiroirs
Divisions drawers



Ref. 117 1

49,8 Kg

Incluye 5 cajones.
5 Tiroirs inclus.
Included 5 drawers.

2x 117 S15 C55 Ref. 117 001
1x 117 S15 C110 Ref. 117 002
2x 117 S15 C220 Ref. 117 003

Divisiones cajones
Séparations tiroirs
Divisions drawers



Ref. 117 2

51 Kg

Incluye 6 cajones.
6 Tiroirs inclus.
Included 6 drawers.

2x 117 S15 C55 Ref. 117 001
3x 117 S15 C110 Ref. 117 002
1x 117 S15 C220 Ref. 117 003

Divisiones cajones
Séparations tiroirs
Divisions drawers



Ref. 117 3

53,3 Kg

Incluye 8 cajones.
8 Tiroirs inclus.
Included 8 drawers.

4x 117 S15 C55 Ref. 117 001
4x 117 S15 C110 Ref. 117 002


Divisiones cajones
Séparations tiroirs
Divisions drawers




SERIE M 7

Carro para taller de alta resistencia.
Servante d'atelier de haute résistance.
Heavy duty workshop trolley.

Ref. 122 M 7

-  170 Kg
- 3u. Ref. 122 S100 C75
- 2u. Ref. 122 S100 C100
- 1u. Ref. 122 S100 C125
- 1u. Ref. 122 S100 C150

Encimera.
Plan de travail.
Worktop.



Ref. 122 2 M 01

Portaesprais.
Porte-sprays.
Sprays-holder.

Ref. 122 2 M 02

Portadocumentos.
Porte-documents.
Document-holder.

Ref. 122 M BG

Bandeja graduable.
Plateau réglable.
Adjustable tray.

Cajones.
Tiroirs.
Drawers.



Ruedas.
Roues.
Wheels.





1000 KG

825

600

1020


 Cierre centralizado con llave (1 sola llave) y superficie superior antideslizante.
Verrouillage centralisé avec clé (une unique clé) et Surface supérieure antidérapante.
Central locking with only one key and Nonslip top surface.



 Los carros no incluyen las ref. 122 2 M 01, 122 2 M 02 ni la bandeja 122 M BG.
Les chariots ne comprennent pas les références 122 2 M 01, 122 2 M 02 ni le plateau 122 M BG.
The trolleys do not include ref. 122 2 M 01, 122 2 M 02 or tray 122 M BG.

 Composición estándar con 7 cajones.
Composition standard avec 7 tiroirs.
Standard composition with 7 drawers.


Accesorios opcionales
Accessoires optionnels
Optional accessories



Ref. 149 0 01
Portarollos
Porte-rouleau
Roll-holder



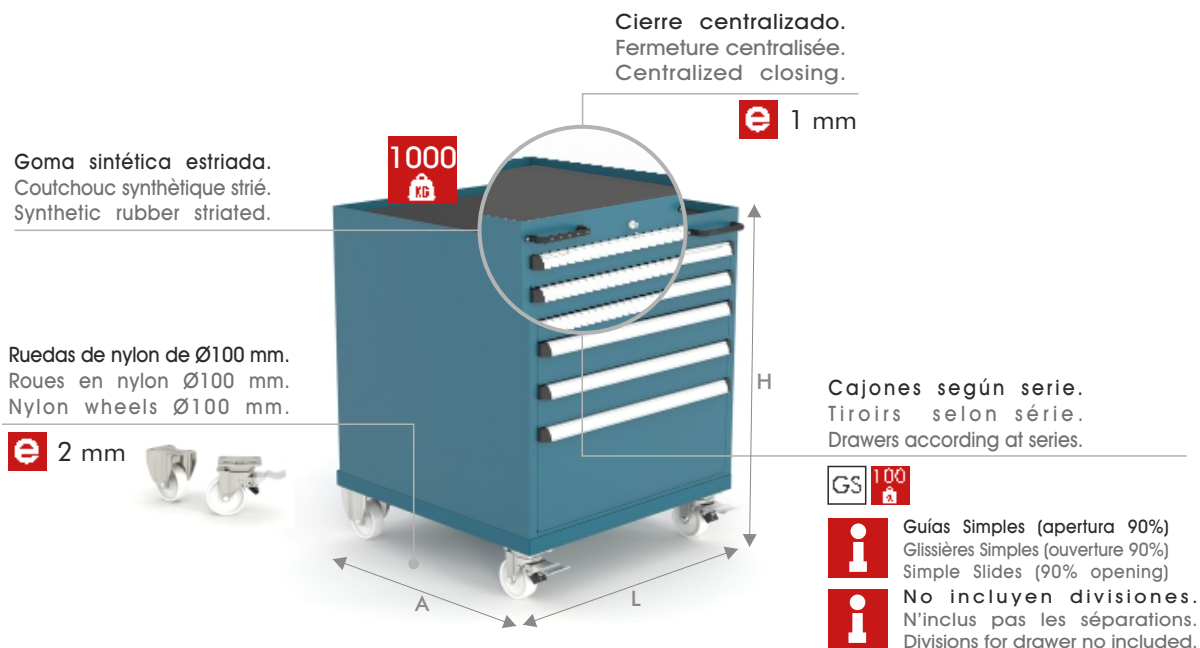
 6 Kg
 460 x 340 x 300 mm

Ref. 149 0 04
Asa
Poignée
Handle



 1 Kg
 400 x 70 x 50 mm

Carro de trabajo con cajones. Sistema antivuelco.
Servante d'atelier avec tiroirs. Système anti-renversement.
Workshop trolley with drawers. Anti-Roll system.



Ref. **115 1 M**

i 112 Kg L 714 mm A 707 mm H 865 mm

2u. Ref. 115 S100 C75
2u. Ref. 115 S100 C100
1u. Ref. 115 S100 C250



Ref. **119 1 M**

i 132 Kg L 1020 mm A 707 mm H 865 mm

2u. Ref. 119 S100 C75
2u. Ref. 119 S100 C100
1u. Ref. 119 S100 C250



Ref. **135 0 M**

i 63 Kg L 515 mm A 600 mm H 790 mm

1u. Ref. 135 S100 C75
1u. Ref. 135 S100 C100
1u. Ref. 135 S100 C150
1u. Ref. 135 S100 C200



Ref. **135 1 M**

i 75 Kg L 515 mm A 600 mm H 865 mm

2u. Ref. 135 S100 C75
2u. Ref. 135 S100 C100
1u. Ref. 135 S100 C250



SERIE **151**

- RAL 7016
- RAL 3020

Carro de trabajo con cajones diferentes modelos a escoger según las necesidades.
 Servante d'atelier avec tiroirs différents modèles à choisir en fonction des besoins.
 Workshop trolley with drawers different versions to be chosen according to the needs.

Goma sintética estriada.
 Coutchouc synthétique strié.
 Synthetic rubber striated.

Cierre centralizado con llave.
 Verrouillage central avec clé.
 Central locking with key.

e 1 mm

Asa en ambos lados.
 Poignée de chaque côté.
 Handle on both sides.

Ruedas.
 Roues.
 Wheels.

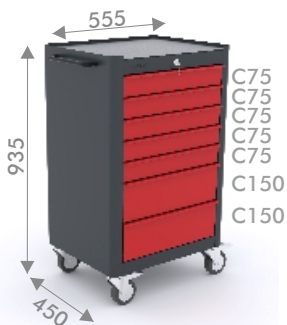


Cajones sin divisiones.
 Tiroirs sans les séparations.
 Drawers without divisions.

e 0,8 mm **GT** **25**


Ref. **151 5**

- 43,97 Kg**
- 1,07 m²**
- 0,099 m³ - 99 l**



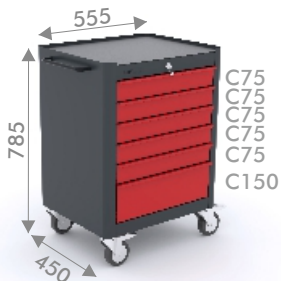
Ref. **151 6**

- 50,36 Kg**
- 1,4 m²**
- 0,131 m³ - 131 l**



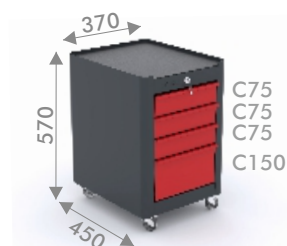
Ref. **151 7**

- 42,41 Kg**
- 0,92 m²**
- 0,077 m³ - 77 l**



Ref. **151 8**

- 24,68 Kg** Ø 50 mm
- 0,36 m²**
- 0,0314 m³ - 31,4 l**



SERIE 145 10 R

Panel perforado doble cara con ruedas.
Panneau perforé double face avec roues.
Double-side perforated panel with wheels.

Ref. 145 10 R

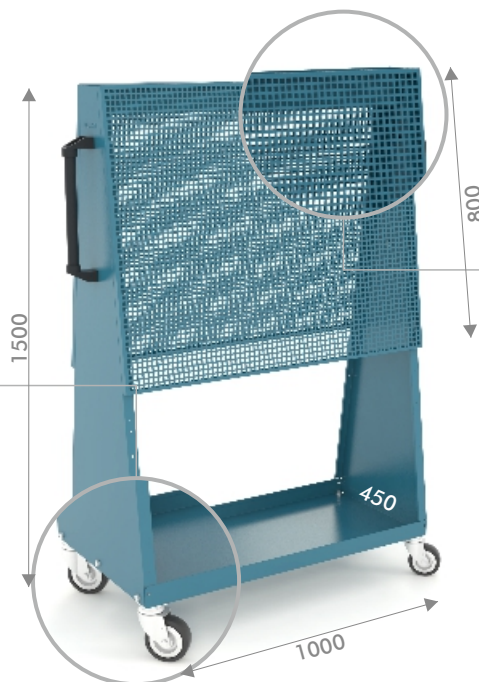
33 Kg

Ruedas de goma.
Roues en caoutchouc.
Rubber wheels.



Con asas a ambos lados de plástico.
Avec poignées des deux côtés en plastique.
With plastic handles on both sides.

Montaje con tornillos (se entrega desmontado).
Montage avec vis (livraison démonté).
Screw assembly (supplied disassembled).



240
KG

Panel perforado.
Panneau perforé.
Perforated panel.

Ref. 141 0 1 Pg. 93
Accesorios opcionales.
Accessoires optionnels.
Optional accessories.


SERIE V-CONT

Panel portacubetas doble cara con ruedas.
Panneau porte bacs a bec double face avec roues.
Double-side tray-holder panel with wheels.

400
KG

Ref. V-CONT 50 H


39,7 Kg



Ref. V-CONT 50 H 1

65,7 Kg


16u. V-BULL 1
32u. V-BULL 2
36u. V-BULL 3



Ref. V-CONT 50 H 2

62,7 Kg


32u. V-BULL 1
16u. V-BULL 2
36u. V-BULL 3



Ref. V-CONT 50 H 3

71,10 Kg

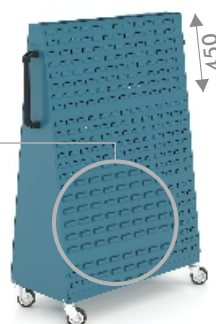
48u. V-BULL 2
36u. V-BULL 3



Ref. V-CONT 45 H

39,7 Kg

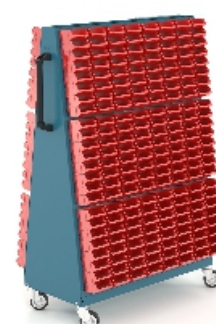
Panel porta cubetas.
Panneau pour bacs à bec.
Tray-holder panel.



Ref. V-CONT 45 H 1

71,5 Kg


384u. V-BULL 1



Ref. V-CONT 45 H 2

75,2 Kg

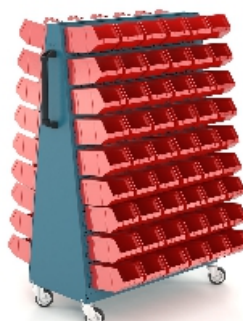
192u. V-BULL



Ref. V-CONT 45 H 3

78 Kg


108u. V-BULL 3



Ref. V-CONT 45 H 4

75 Kg

128u. V-BULL 1
64u. V-BULL 2
36u. V-BULL 3



**PORTA-CONOS
PORTE-CÔNES
TOOL SUPPORT**

 Ref. **HSK 100**

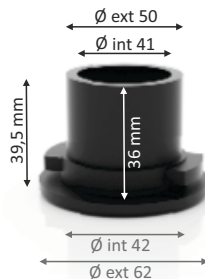
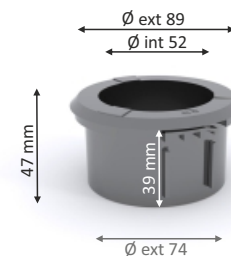
 Ref. **HSK 80**

 Ref. **HSK 63**

 Ref. **HSK 50**


 Ref. **ISO 40**

 Ref. **ISO 50**


 Ref. **VDI 40**

 Ref. **CAPTO 8**

**ACCESORIOS
ACCESSOIRES
ACCESSORIES**

 Ref. **149 0 01**

 Portarollos
Porte-rouleau
Roll-holder

 6 Kg
 460 x 340 x 300 mm

 Ref. **149 0 04**


 A s a
Poignée
Handle

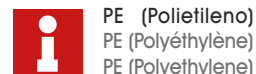
 1 Kg
 400 x 70 x 50 mm

**CUBETAS
BACS À BEC
T R A Y S**

 Ref. **V-BULL 1**

 2,3 Kg
 50 u
 0,4 L

 Ref. **V-BULL 2**

 5,3 Kg
 48 u
 1,2 L

 Ref. **V-BULL 3**

 8,6 Kg
 38 u
 3,5 L


**SOPORTES
SUPPORTS**



Soportes para fijar en paneles perforados.
Supports pour fixation en panneaux perforés.
Supports for attaching to perforated panels.

Ref. 141 0 01

- Gancho
- Crochet
- Hook

5u. 10



Ref. 141 0 02

- Gancho
- Crochet
- Hook

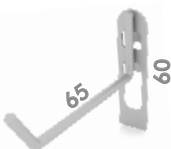
5u. 10



Ref. 141 0 03

- Gancho
- Crochet
- Hook

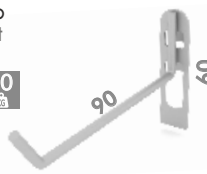
5u. 10



Ref. 141 0 04

- Gancho
- Crochet
- Hook

5u. 10



Ref. 141 0 05

- Gancho
- Crochet
- Hook

5u. 10



Ref. 141 0 06

- Gancho
- Crochet
- Hook

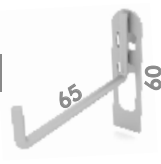
5u. 10



Ref. 141 0 07

- Gancho
- Crochet
- Hook

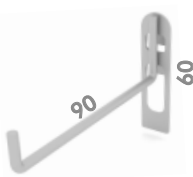
5u. 10



Ref. 141 0 08

- Gancho
- Crochet
- Hook


5u. 10



Ref. 141 0 09

- Bandeja
- Plateau
- Tray


1u.



Ref. 141 0 10

- Llaves vaso
- Clés douille
- Socket wrenches


1u.



Ref. 141 0 11

- Cubeta con soporte
- Casier avec support
- Bucket with support


1u.



Ref. 141 0 12

- 6 destornilladores
- 6 tournevis
- 6 screwdrivers

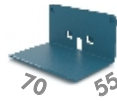
1u.



Ref. 141 0 13

- Bandeja
- Plateau
- Tray


1u.



Ref. 141 0 14

- Alicates
- Pinces
- Pliers

1u.



Ref. 141 0 15

- Tenazas
- Tenailles
- Tong

1u.



Ref. 141 0 16

- Tenazas apertura múltiple
- Pinces multiprises
- Multi-opening tongs

1u.



Ref. 141 0 17

- 12 llaves allen
- 12 clés mâle.
- 12 Allen keys


1u.



Ref. 141 0 18

- 12 llaves tubo
- 12 clés tube
- 12 pipe wrenches

1u.



Ref. 141 0 19

- 10 llaves acodadas
- 10 clés à fourches
- 10 angled keys


1u.



Ref. 141 0 20

- 12 llaves fijas
- 12 clés à fouches
- 12 fixed keys

1u.



Ref. 141 0 21

- Blíster con 1 unidad
- Blister à 1 unité.
- 1 unit blister.


1u.



Ref. 141 0 22

- Blíster con 1 unidad
- Blister à 1 unité.
- 1 unit blister.

1u.



Ref. 141 0 23

- Blíster con 1 unidad
- Blister à 1 unité.
- 1 unit blister.

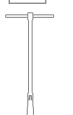
1u.



Ref. 141 0 24

- Llaves bujías
- Clés à bougie
- Spark plug keys

1u.



Ref. 141 0 25

- Maza o martillo
- Massette ou marteau
- Hammer or mallet


2u.



Ref. 141 0 26

- Cubeta con soporte
- Casier avec support
- Bucket with support

1u.




SERIE 111



SERIE 112
1000-1300-1500-1800-2000



SERIE 118



1000-1300-1500-1800-2000
SERIE 150 + 110



1000-1300-1500-1800-2000
SERIE 150



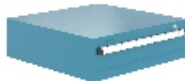
1000-1500-2000
SERIE 152
1500-1800-2000
SERIE 142

accesorios
accessoires
accessories


CAJONES
TIROIRS
DRAWERS



SERIE 132




SERIE 113



SERIE 129



SERIE 133



SERIE 153

RUEDAS
ROUES
WHEELS



Ø= 150 mm
H= 188 mm

Recubrimiento poliuretano.
Recouvrement polyuréthane.
Polyuretane covering.




Ø 100mm
H 135mm

Ruedas de goma.
Roues en caoutchouc.
Rubber wheels.

PIES
PIEDS
STANDS




Base redonda regulable en altura.
Base ronde réglable en hauteur.
Height-adjustable round base.



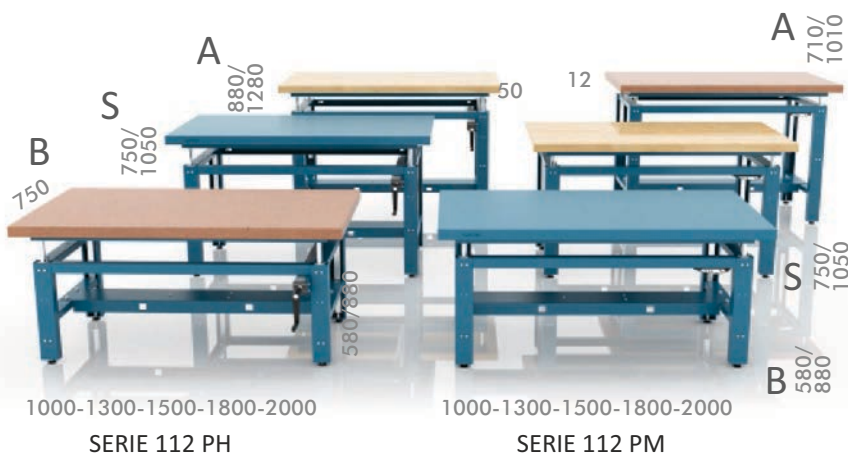
SERIE 112 SL



Ref. 112 PE



SERIE 112 RE



- ES**
- Bancos de trabajo ergonómicos y confortables.
 - Disponibles con/sin ruedas.
 - Disponibles con/sin patas graduables (en altura).
 - Preparados para la fijación de 1 a 3 cajones (según modelo).
 - Encimeras disponibles:
Chapa galvanizada/chapa pintada.
Madera de castaño/tablero de DM.
 - Color estándar azul martelé posibilidad colores en opción.

- FR**
- Établis ergonomique et confortable.
 - Disponibles avec/sans roues.
 - Disponibles avec/sans pieds réglables (en hauteur).
 - Préparé pour le montage de 1 à 3 tiroirs (selon modèle).
 - Plan de travail disponibles: galvanisée/peint / châtaigner / MDF .
 - Couleur standard bleu martelé possibilité teintes en option.

- EN**
- Ergonomic and comfortable workbenches.
 - Available with /without wheels.
 - Available with/without adjustable legs (height).
 - Prepared to add 1 to 3 drawers (according to model).
 - Available worktops: galvanized/painted metal sheet/chestnut wood/MDF board.
 - Standard colour hammered blue possibility optional colours.

información
information
information



SERIES 111 - 112 - 118 - 136 - 150
Admiten cargas de 1000Kg.
Des charges de 1000Kg sont autorisées.
Loads of 1000Kg are allowed.




SERIES 112 PH-PM - 142 SERIES 120 137
Admiten cargas de 600Kg-300Kg.
Des charges de 600Kg - 300Kg sont autorisées.
Loads of 600Kg-300Kg are allowed.




SERIES 121 SERIES 121 R
Admiten cargas de 200Kg-180Kg.
Des charges de 200Kg - 180Kg sont autorisées.
Loads of 200Kg-180Kg are allowed.



Posibles encimeras / Plan de travail possibles / Possible worktops



e 40 - 50 mm



e 30 - 40 - 50 mm



e 30 - 40 - 50 mm

SERIE 111

L 1000-1500-2000

H 895

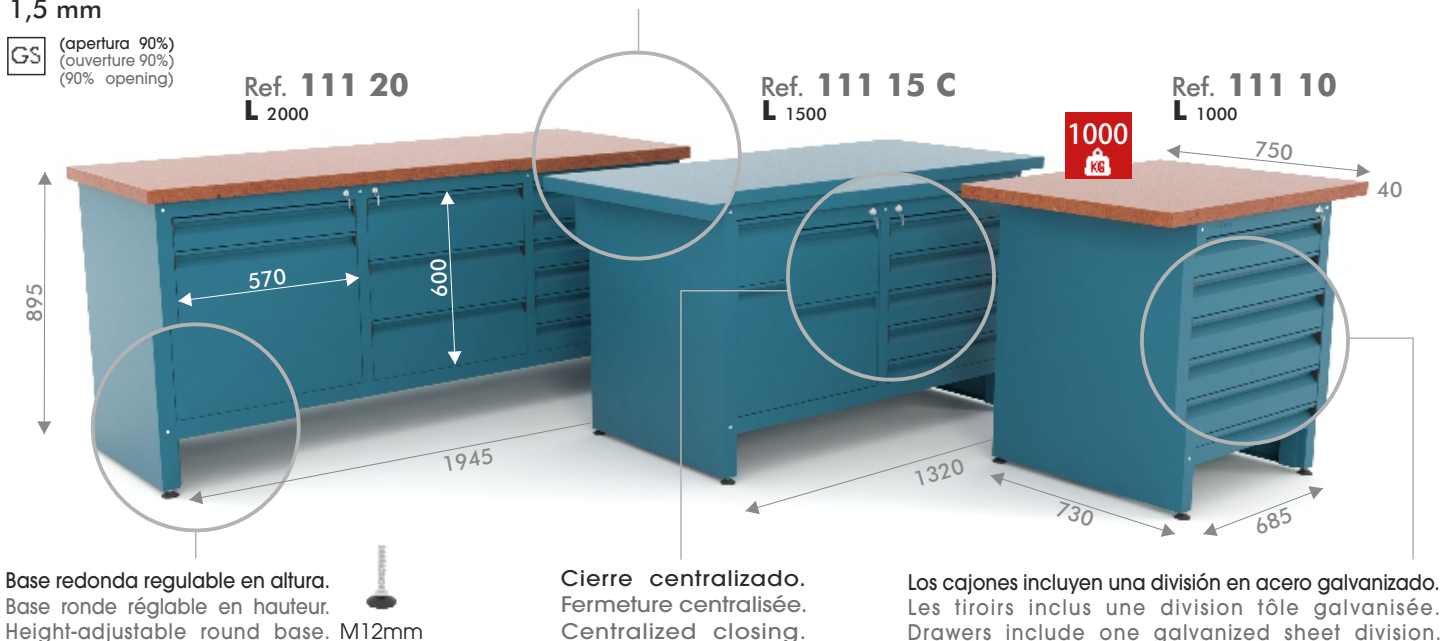
C **D** **e** 40 mm

e 1,5 mm

100 **GS** (apertura 90%)
(ouverture 90%)
(90% opening)

Encimera en chapa (2mm) o DM.
Plan de travail en tôle (2mm) ou MDF.
Metal (2mm) or MDF worktop.

Banco de trabajo modular.
Établis modulaire.
Modular workbench. **www**



Ref. 111 10

100 Kg **D**

Ref. 111 10 C

95 Kg **C**

Ref. 111 15

109 Kg **D**

Ref. 111 15 C

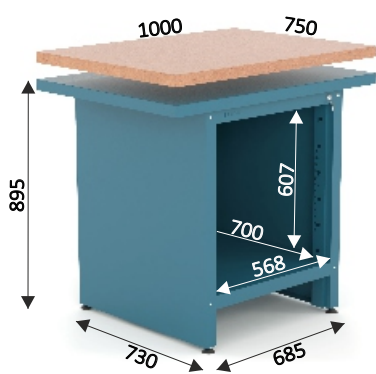
102 Kg **C**

Ref. 111 20

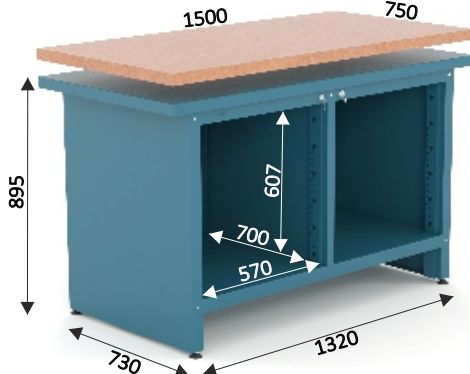
133,5 Kg **D**

Ref. 111 20 C

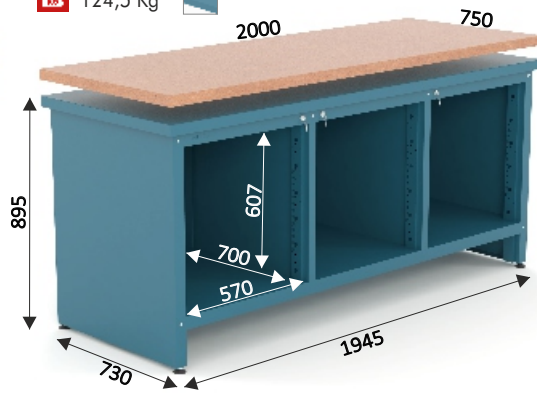
124,5 Kg **C**



750 x 750 x 1140 mm



750 x 750 x 1640 mm



2000 x 800 x 1010 mm

i Los armazones no se sirven sin configuración de cajones y/o puertas.
Les châssis ne sont pas fournis sans configuration de tiroirs et/ou de portes.
Frames are not supplied without drawer and/or door configuration.


Accesorios opcionales
Accessoires optionnels
Optional accessories

Ref. 111 C 100

Ref. 111 D 100

Se sirve con 1 división
Servi avec 1 séparation
Served with 1 division


7,5 Kg
e 1mm



Ref. 111 C 200
Ref. 111 D 200

Se sirve con 1 división
Servi avec 1 séparation
Served with 1 division

9 Kg
e 1mm



Ref. 111 PE

12 Kg



Ref. 111 BGI

4 Kg

e 1mm



Ref. 111 BGCD

4 Kg

e 1mm



Ref. 111 PG I
Ref. 111 PG D

4,4 Kg
e 0,6mm



Ref. 111 PM I
Ref. 111 PM D

3,6 Kg
e 0,6mm



Ref. 111 PP I
Ref. 111 PP D

3,1 Kg
e 0,6mm



Gama de producto
Gamme de produits
Product range

L 1000



Ref. 111 10 01

  104 Kg

Ref. 111 10 01 C

  99 Kg

1u. Ref. 111 BG



Ref. 111 10 02

  145 Kg

Ref. 111 10 02 C

  140 Kg

6u. Ref. 111 C 100



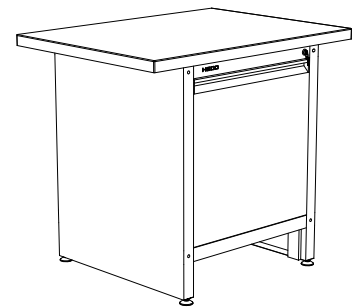
Ref. 111 10 03

  127 Kg

Ref. 111 10 03 C

  122 Kg

3u. Ref. 111 C 200



Ref. 111 10 04

  104 Kg

Ref. 111 10 04 C

  99 Kg

1u. Ref. 111 PG 1

Ref. 111 BG I



Ref. 111 10 05

  112 Kg

Ref. 111 10 05 C

  107Kg

1u. Ref. 111 C 200
1u. Ref. 111 PP I

Ref. 111 BG I



Ref. 111 10 06

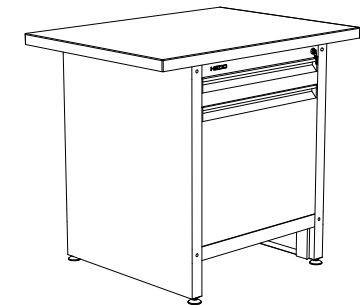
  118 Kg

Ref. 111 10 06 C

  113 Kg

2u. Ref. 111 C 100
1u. Ref. 111 PP I

Ref. 111 BG I



Ref. 111 10 07

  111 Kg

Ref. 111 10 07 C

  106 Kg

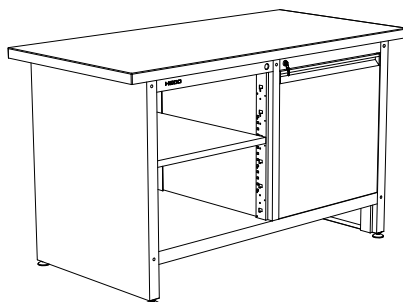

1u. Ref. 111 C 100
1u. Ref. 111 PM I

Ref. 111 BG I

SERIE 111

Gama de producto
Gamme de produits
Product range

L 1500



Ref. 111 15 01

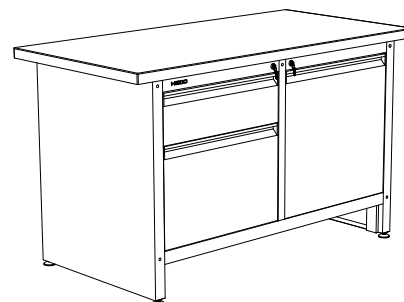
117 Kg

Ref. 111 15 01 C

110 Kg

1u. Ref. 111 BG I
1u. Ref. 111 PG D

Ref. 111 BGCD



Ref. 111 15 02

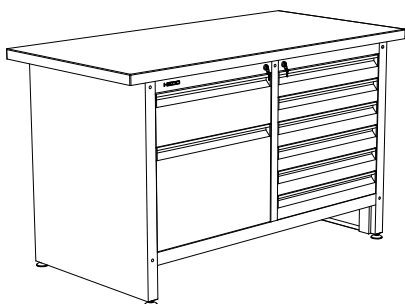
125 Kg

Ref. 111 15 02 C

118 Kg

1u. Ref. 111 C 200
1u. Ref. 111 PP I
1u. Ref. 111 PG D

Ref. 111 BGCD



Ref. 111 15 03

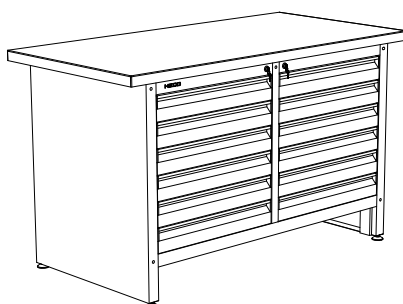
166 Kg

Ref. 111 15 03 C

159 Kg

1u. Ref. 111 C 200
1u. Ref. 111 PP I
6u. Ref. 111 C 100

Ref. 111 BGCD



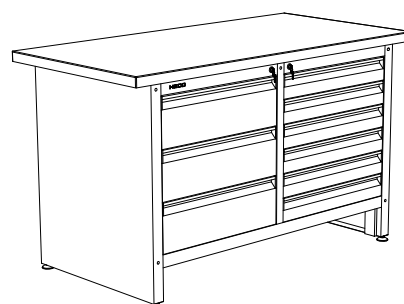
Ref. 111 15 04

199 Kg

Ref. 111 15 04 C

192 Kg

12u. Ref. 111 C 100



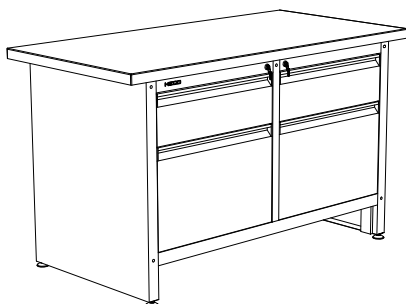
Ref. 111 15 05

181 Kg

Ref. 111 15 05 C

174 Kg

3u. Ref. 111 C 200
6u. Ref. 111 C 100



Ref. 111 15 06

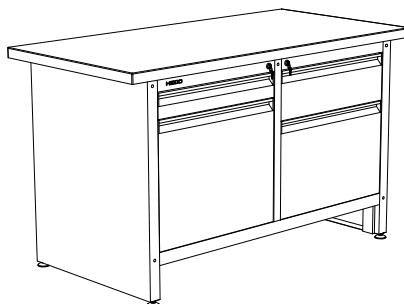
130 Kg

Ref. 111 15 06 C

123 Kg

1u. Ref. 111 C 200
1u. Ref. 111 PP I
1u. Ref. 111 C 200
1u. Ref. 111 PP D

Ref. 111 BGI-BGCD



Ref. 111 15 07

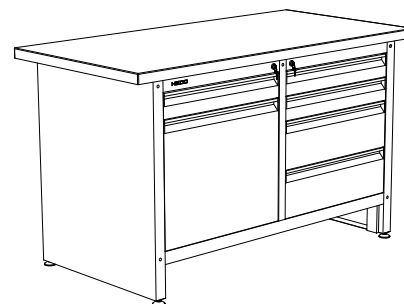
132 Kg

Ref. 111 15 07 C

125 Kg

1u. Ref. 111 C 100
1u. Ref. 111 PM I
1u. Ref. 111 C 200
1u. Ref. 111 PP D

Ref. 111 BGI-BGCD



Ref. 111 15 08

153 Kg

Ref. 111 15 08 C

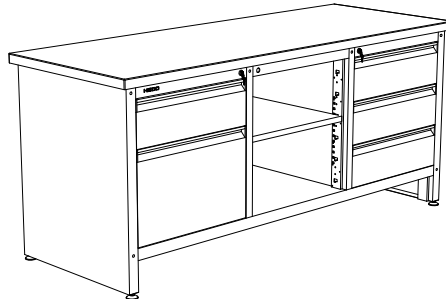
146 Kg

1u. Ref. 111 C 100
1u. Ref. 111 PM I
3u. Ref. 111 C 100
2u. Ref. 111 C 200

Ref. 111 BGCD

Gama de producto
Gamme de produits
Product range

L 2000



Ref. 111 20 01

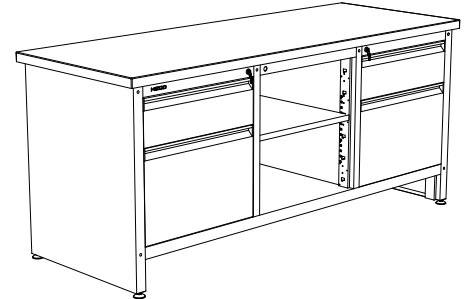
177 Kg

Ref. 111 20 01 C

168 Kg

1u. Ref. 111 C 200 1u. Ref. 111 PP I 1u. Ref. 111 BGCD 3u. Ref. 111 C 200

Ref. 111 BGI



Ref. 111 20 02

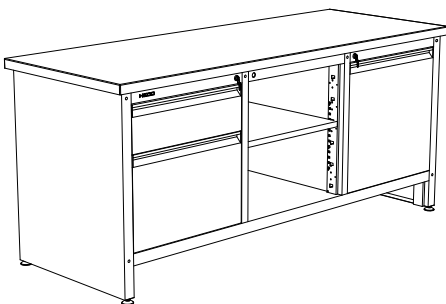
163 Kg

Ref. 111 20 02 C

154 Kg

1u. Ref. 111 C 200 1u. Ref. 111 PP I 1u. Ref. 111 BGCD 1u. Ref. 111 C 200 1u. Ref. 111 PP D

Ref. 111 BGI-BGCD



Ref. 111 20 03

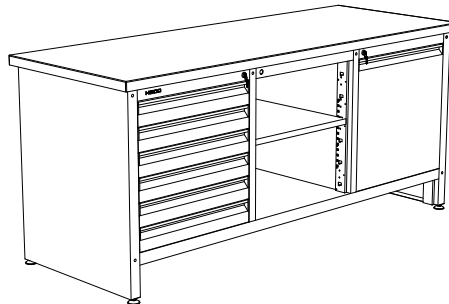
154 Kg

Ref. 111 20 03 C

145 Kg

1u. Ref. 111 C 200 1u. Ref. 111 PP I 1u. Ref. 111 BGCD 1u. Ref. 111 PG D

Ref. 111 BGI- BGCD



Ref. 111 20 04

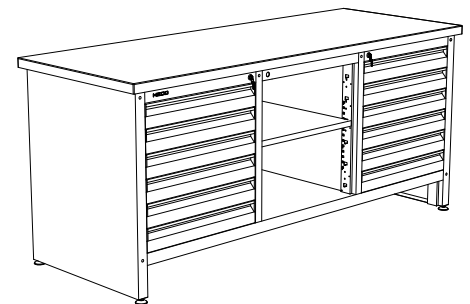
187 Kg

Ref. 111 20 04 C

178 Kg

6u. Ref. 111 C 100 1u. Ref. 111 BGCD 1u. Ref. 111 PG D

Ref. 111 BGCD



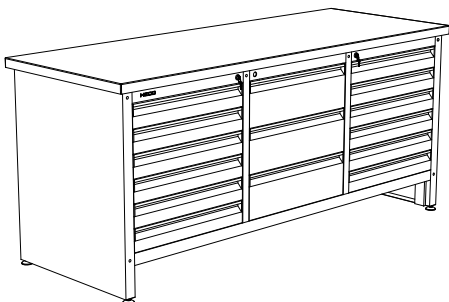
Ref. 111 20 05

228 Kg

Ref. 111 20 05 C

219 Kg

6u. Ref. 111 C 100 1u. Ref. 111 BGCD 6u. Ref. 111 C 100



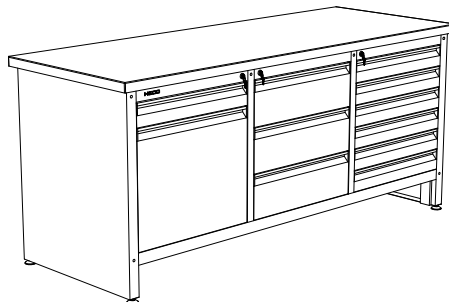
Ref. 111 20 06

251 Kg

Ref. 111 20 06 C

242 Kg

6u. Ref. 111 C 100 3u. Ref. 111 C 200 6u. Ref. 111 C 100



Ref. 111 20 07

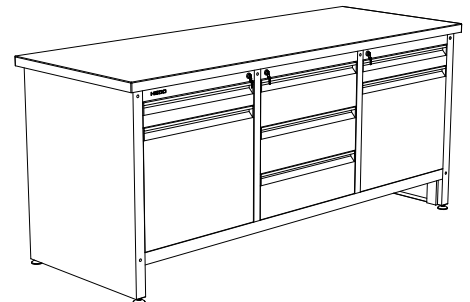
217 Kg

Ref. 111 20 07 C

208 Kg

1u. Ref. 111 C 100 1u. Ref. 111 PM I 3u. Ref. 111 C 200 6u. Ref. 111 C 100

Ref. 111 BGI



Ref. 111 20 08

182 Kg

Ref. 111 20 08 C

173 Kg

1u. Ref. 111 C 100 1u. Ref. 111 PM I 3u. Ref. 111 C 200 1u. Ref. 111 C 100 1u. Ref. 111 PM D

Ref. 111 BGI-BGCD

SERIE 112

L 1000-1300-1500-1800-2000

H 880

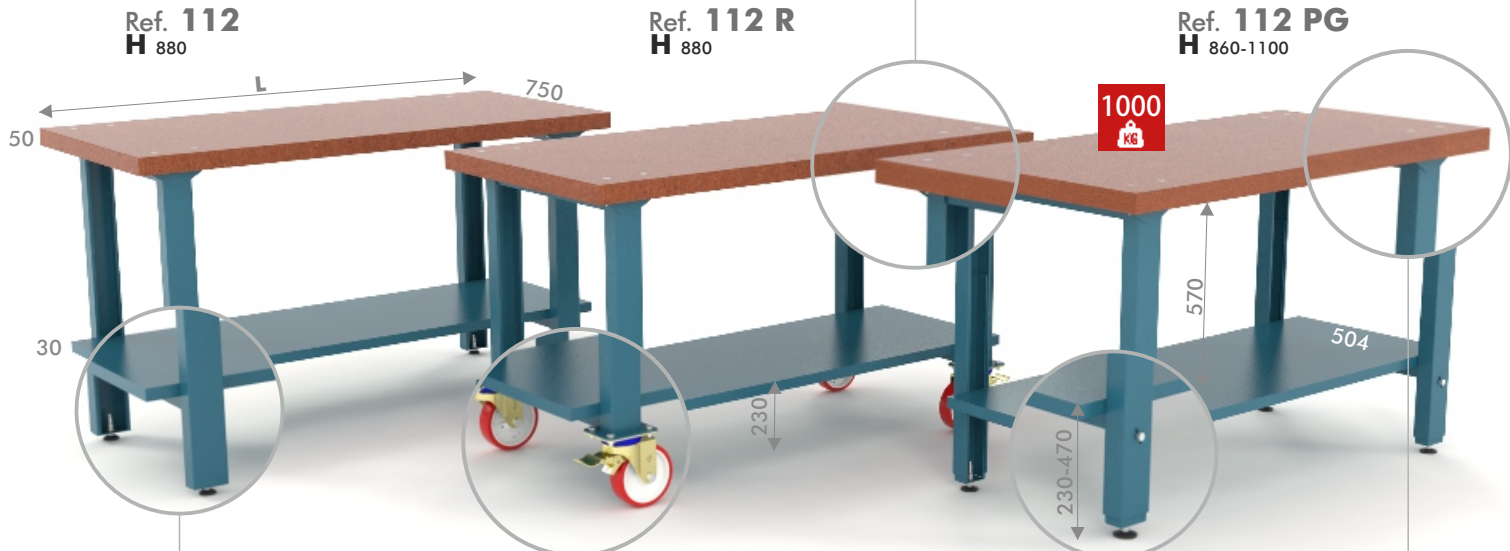
C D M e 50 mm

e 2 mm

Banco de trabajo con patas fijas, graduables o ruedas.
Établis avec pieds fixes, pieds réglables ou roues.
Modular workbench with fixed or adjustable legs, or wheels.

www

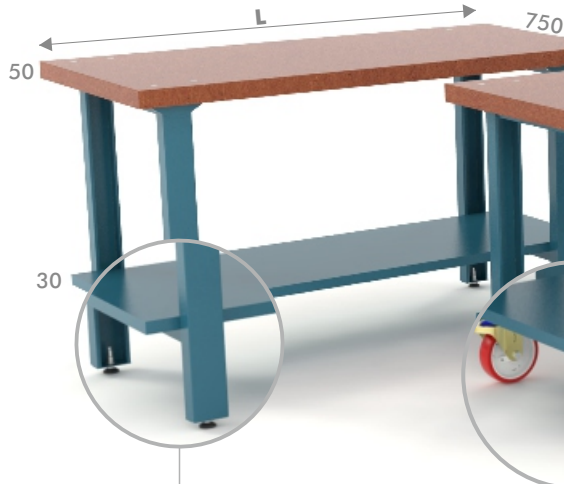
Encimeras: Chapa, DM y madera Castaño.
Plans de travail : Tôle, MDF et bois de châtaignier.
Worktops: Sheet, MDF and Chestnut wood.



Ref. 112
H 880

Ref. 112 R
H 880

Ref. 112 PG
H 860-1100



Base regulable en altura en estructura.
Base réglable en hauteur dans la structure.
Height-adjustable round base in structure.

M12mm

4 giratorias (2 con freno).
4 pivotantes (2 avec frein).
4 swivel wheels (2 with brake).



Ø= 150 mm
H= 196 mm



Tornillos enrasados en encimeras de madera.
Vis affleurantes sur les plans de travail en bois.
Flush screws on wooden worktops.



La altura se regula cada 40mm.
La hauteur est réglée chaque 40 mm.
The height is regulated every 40mm.



Se entrega desmontado. OPCIÓN (entrega montado). Montaje con tornillos, incluidos.
Livraison démonté. OPTIONNEL (livraison assemblée). Assemblage avec vis, inclus.
Supplied disassembled. OPTIONAL (assembled supplied). Assembly with screws, included.

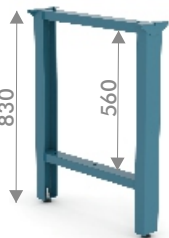
Accesorios opcionales Accessoires optionnels Optional accessories



Cajones admitidos. **SERIE 129** **SERIE 113**
Tiroirs admis. **SERIE 132** **SERIE 153**
Admitted drawers. **SERIE 133** Pg. 107

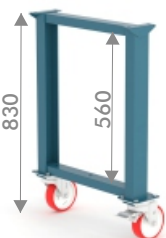
Ref. 112 P

8,05 Kg
Una unidad.
Une unité.
A unit.



Ref. 112 P R

13,55 Kg
Un juego de dos unidades.
Un jeu (2 unités).
One set of two units.



Ref. 112 PG

21,70 Kg
Juego de dos.
Une jeu.
One set.




Ref. 112 PE

24 Kg
Pata eléctrica.
Pied électrique.
Electric leg.




Ref. 145 CTP

10 Kg
e 2mm
Juego de dos.
Une jeu.
One set.



SERIE 112 SL

SopORTE lumináRIA.
Support d'éclairage.
Lighting support.



Ref. 112 10 SL 9 W 900 lm
Ref. 112 13 SL 9 W 900 lm
Ref. 112 15 SL 16 W 1600 lm
Ref. 112 18 SL 20 W 2200 lm
Ref. 112 20 SL 20 W 2200 lm

SERIE 112 R P

Barra de refuerzo.
Barre de renfort.
Reinforcementil.

Ref. 112 R P 10 3 Kg L 787
Ref. 112 R P 13 3,7 Kg L 1117
Ref. 112 R P 15 4,2 Kg L 1337
Ref. 112 R P 18 5,3 Kg L 1667
Ref. 112 R P 20 5,6 Kg L 1777

SERIE 112 B

Bandeja inferior.
Plateau inférieur.
Bottom tray.

Ref. 112 B 10 9,5 Kg L 1000
Ref. 112 B 13 12,5 Kg L 1300
Ref. 112 B 15 14,75 Kg L 1500
Ref. 112 B 18 17,6 Kg L 1800
Ref. 112 B 20 19,3 Kg L 2000

SERIE 112 E C

Encimera chapa.
Plan de travail tôle.
Sheet worktop.



Ref. 112 E C 10 20,1 Kg
Ref. 112 E C 13 26,3 Kg
Ref. 112 E C 15 30,75 Kg
Ref. 112 E C 18 36,2 Kg
Ref. 112 E C 20 41,1 Kg

L 1000-1300-1500-1800-2000

SERIE 112 E DM

Encimera DM.
Plan de travail MDF.
MDF worktop.




Ref. 112 E DM 10 25,1 Kg
Ref. 112 E DM 13 30,65 Kg
Ref. 112 E DM 15 37,4 Kg
Ref. 112 E DM 18 44,9 Kg
Ref. 112 E DM 20 49,8 Kg

L 1000-1300-1500-1800-2000

SERIE 112 E M

Encimera madera Castaño.
Plan de travail bois châtaignier.
Chestnut wood worktop.




Ref. 112 E M 10 22,3 Kg
Ref. 112 E M 13 28,6 Kg
Ref. 112 E M 15 33,2 Kg
Ref. 112 E M 18 39,6 Kg
Ref. 112 E M 20 44 Kg


L 1000-1300-1500-1800-2000

Gama de producto
Gamme de produits
Product range


Ref. 112



Ref. 112 R



Ref. 112 PG



L 1000

- Ref. 112 10 PG   48 Kg
Ref. 112 10 D PG   56 Kg
Ref. 112 10 M PG   51 Kg

L 1000

- Ref. 112 10 R   60 Kg
Ref. 112 10 D R   67 Kg
Ref. 112 10 M R   63 Kg

L 1000

- Ref. 112 10   48 Kg
Ref. 112 10 D   56 Kg
Ref. 112 10 M   51 Kg

L 1300

- Ref. 112 13 PG   58 Kg
Ref. 112 13 D PG   64 Kg
Ref. 112 13 M PG   60 Kg

L 1300

- Ref. 112 13 R   70 Kg
Ref. 112 13 D R   76 Kg
Ref. 112 13 M R   72 Kg

L 1300

- Ref. 112 13   58 Kg
Ref. 112 13 D   64 Kg
Ref. 112 13 M   60 Kg

L 1500

- Ref. 112 15 PG   66 Kg
Ref. 112 15 D PG   71 Kg
Ref. 112 15 M PG   68 Kg

L 1500

- Ref. 112 15 R   78 Kg
Ref. 112 15 D R   83 Kg
Ref. 112 15 M R   80 Kg

L 1500

- Ref. 112 15   66 Kg
Ref. 112 15 D   71 Kg
Ref. 112 15 M   68 Kg

L 1800

- Ref. 112 18 PG   76 Kg
Ref. 112 18 D PG   82 Kg
Ref. 112 18 M PG   77 Kg

L 1800

- Ref. 112 18 R   88 Kg
Ref. 112 18 D R   94 Kg
Ref. 112 18 M R   89 Kg

L 1800

- Ref. 112 18   76 Kg
Ref. 112 18 D   82 Kg
Ref. 112 18 M   77 Kg





L 2000

- Ref. 112 20 PG   83 Kg
Ref. 112 20 D PG   92 Kg
Ref. 112 20 M PG   83 Kg

L 2000

- Ref. 112 20 R   95 Kg
Ref. 112 20 D R   104 Kg
Ref. 112 20 M R   95 Kg

L 2000

- Ref. 112 20   83 Kg
Ref. 112 20 D   92 Kg
Ref. 112 20 M   83 Kg

SERIE 112 PH-112 PM
L 1000-1300-1500-1800-2000

 e 50 mm **e** 12 mm

 e 2 mm

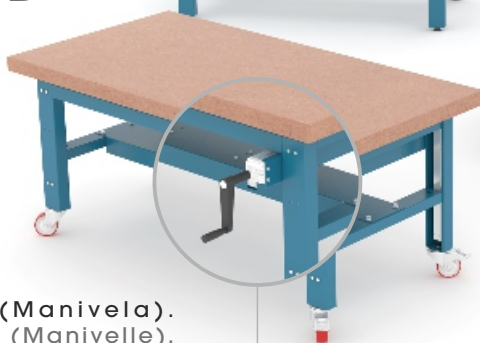
 Banco de trabajo con sistema hidráulico o motorización eléctrica.
 Établi avec système hydraulique ou motorisation électrique.
 Workbench with hydraulic system or electric motorization.

SERIE 112 PH S
H min. 750 mm
max. 1050 mm

SERIE 112 PH A
H min. 880 mm
max. 1180 mm

SERIE 112 PH B
H_R min. 700 mm
max. 1000 mm

SERIE 112 PM-PH R

 Referencia Ruedas.
 Référence Roues.
 Wheels Reference.

 Recorrido de 300 mm.
 300 mm de course.
 300 mm path.


 Base regulable en altura.
 Base réglable en hauteur.
 Height-adjustable round base.

M12mm

SISTEMA HIDRÁULICO PH (Manivela).
SYSTÈME HYDRAULIQUE PH (Manivelle).
HYDRAULIQUE SYSTEM PH (Crank handle).
SERIE 112 PM S
H min. 750 mm
max. 1050 mm


600


SERIE 112 PM A
H min. 880 mm
max. 1180 mm

SISTEMA ELÉCTRICO
SYSTÈME ÉLECTRIQUE
ELECTRIC SYSTEM
PM (Panel de control).
PM (Panneau de contrôle).
PM (Control panel).
SERIE 112 PM B
H min. 610 mm
max. 910 mm

 Accesorios opcionales
 Accessoires optionnels
 Optional accessories

 Referências
 Références
 References

Ref. 112 PM-PH R

 Juego de ruedas giratorias (2 con freno).
 Jeu de roulettes pivotantes (2 avec freins).
 Set of swivel castors (2 with brakes).

H 106 mm **Ø** 80 mm

 Encimeras
 Plans de travail
 Worktops

ELECCIÓN SERIE
CHOIX DE SÉRIE
CHOICE SERIE

 REF. **112** **L** **C/D/M** **PM/PH** **30** **A/S/B**
 1 2 3 4

 1) **L** 1000/1300/1500/1800/2000

 2) **x C / D / M** Encimera - Plan de travail - Worktop

 3) **SERIE 112 PM/PH**

 4) **SERIE A**
H min. 880 mm
max. 1180 mm

SERIE S
H min. 750 mm
max. 1050 mm

SERIE B
H min. 610 mm
max. 910 mm

 Chapa.
 Tôle.
 Sheet.

 DM.
 MDF.
 MDF.

 Madera Castaño.
 Bois châtaigner.
 Chesnut wood.

SERIE 112 PH-112 PM

Gama de producto
Gamme de produits
Product range

SERIE 112 PH



SERIE 112 PM



	X	C	D	M
Ref. 112 10 x PH 30 A	39,55	43,42	41,25	
Ref. 112 10 x PH 30 S	50,91	55,91	53,11	
Ref. 112 10 x PH 30 B	59,57	65,43	62,15	

	X	C	D	M
Ref. 112 13 x PH 30 A	50,16	53,60	51,93	
Ref. 112 13 x PH 30 S	64,63	69,09	66,93	
Ref. 112 13 x PH 30 B	75,66	80,89	78,36	

	X	C	D	M
Ref. 112 15 x PH 30 A	57,60	62,74	59,49	
Ref. 112 15 x PH 30 S	74,26	80,91	76,71	
Ref. 112 15 x PH 30 B	86,96	94,76	88,96	

	X	C	D	M
Ref. 112 18 x PH 30 A	67,24	73,96	69,86	
Ref. 112 18 x PH 30 S	86,73	95,43	90,13	
Ref. 112 18 x PH 30 B	101,58	111,79	105,57	

	X	C	D	M
Ref. 112 20 x PH 30 A	75,03	81,76	77,27	
Ref. 112 20 x PH 30 S	96,81	105,51	99,71	
Ref. 112 20 x PH 30 B	113,41	123,61	116,81	

	X	C	D	M
Ref. 112 10 x PM 30 A	38,68	42,55	40,38	
Ref. 112 10 x PM 30 S	50,04	55,04	52,24	
Ref. 112 10 x PM 30 B	58,70	64,56	61,28	

	X	C	D	M
Ref. 112 13 x PM 30 A	49,29	52,73	51,06	
Ref. 112 13 x PM 30 S	63,76	68,22	66,06	
Ref. 112 13 x PM 30 B	74,79	80,02	77,49	

	X	C	D	M
Ref. 112 15 x PM 30 A	56,73	61,87	58,62	
Ref. 112 15 x PM 30 S	73,39	80,04	75,84	
Ref. 112 15 x PM 30 B	86,09	93,89	88,09	

	X	C	D	M
Ref. 112 18 x PM 30 A	66,37	73,09	68,99	
Ref. 112 18 x PM 30 S	85,86	94,56	89,26	
Ref. 112 18 x PM 30 B	100,71	110,92	104,70	

	X	C	D	M
Ref. 112 20 x PM 30 A	94,16	80,89	76,40	
Ref. 112 20 x PM 30 S	95,94	104,64	98,84	
Ref. 112 20 x PM 30 B	112,54	122,74	115,94	

SERIE 118

L 1000-1800

H 880

C **D** **M** **e** 50 mm

e 1,5 mm

100 **GS**
(apertura 90%)
(ouverture 90%)
(90% opening)

Opciones encimera; CHAPA 3 mm.
Options plan de travail; TÔLE 3 mm.
Worktop options; STEEL 3 mm.


Estanteria fija.
Étagère fixe.
Fixed shelf.

Banco monobloque de alta resistencia.
Établis monobloc de haute résistance.
Monoblock workbench of high resistance. **www**

MÁXIMO 4 CAJONES
MAXIMUM 4 TIROIRS
MAXIMUM 4 DRAWERS

Cierre persiana.
Fermeture a rideau.
Shutter closing.

Ref. **118**




Cajón y estantería graduable.
Tiroir et étagère réglable.
Drawer and amovable shelf.

MÁXIMO 1 CAJÓN
MAXIMUM 1 TIROIR
MAXIMUM 1 DRAWER

Estructura totalmente soldada.
Structure totalement soudée.
Total welded structure.

Base regulable en altura.
Base réglable en hauteur.
Height-adjustable round base. **M12mm**

Ref. **118 P**



Estanteria graduable.
Étagère réglable.
Amovable shelf.

e 1,2 mm

Gama de producto
Gamme de produits
Product range

L 1800 mm

Ref. **118**

100 142 Kg

C **H** 50 mm

Ref. **118 D**

100 151 Kg

D **H** 50 mm

Ref. **118 M**

100 144 Kg

M **H** 50 mm

L 1800 mm

Ref. **118 18 P**

100 142 Kg

C **H** 50 mm

Ref. **118 18 PD**

100 151 Kg

D **H** 50 mm

Ref. **118 18 PM**

100 144 Kg

M **H** 50 mm

Accesorios
Accessoires
Accessories

Ref. **118 C**

100 7,5 Kg


C 75 mm



Ref. **118 18 C**

100 20 Kg

C 80 mm



SERIE 120

L 1000
H 840
  **e** 40 mm
 **e** 2 mm

Banco plegable. Totalmente rígido gracias a su sistema de plegado.
Établis pliant. Absolument rigide grâce au système de pliage.
Folding workbench. Our folding system ensures complete rigidity.

www

Ref. **120 10 1**

 23,62 Kg

 **H** 40 mm

D M
MDF
MDF

Dos asas para facilitar el transporte.
Deux poignées pour faciliter le transport.
Two handles for easy transport.



Ref. **120 10 5**

 21,60 Kg

 **H** 40 mm

Chapa galvanizada
Tôle galvanisée
Galvanized metal sheet



Base de las patas con conteras especiales de plástico.
Base des pieds avec embouts spéciaux en plastique.
Base of the legs with special plastic ends.



Montaje con tornillos (se entrega desmontado).
Montage avec vis (livraison démonté).
Screw assembly (supplied disassembled).



Fácilmente transportable, registrado como modelo de utilidad 930 10 89.
Facilement transportable, enregistré comme modèle d'utilité 930 10 89.
Easy transport, registered like 930 10 89 utility model.

SERIE 121

L 1000-1500-2000

L₁ 845-1345-1845

H 840

e 40 mm

e 2 mm

Banco de trabajo con bandeja inferior en chapa galvanizada y graduable en altura.
Table de travail avec plateau inférieur en tôle galvanisée et réglable en hauteur.
Workbench with inferior galvanized steel tray and adjustable in height.

www

Ref. **121 5 R**

H 40 mm

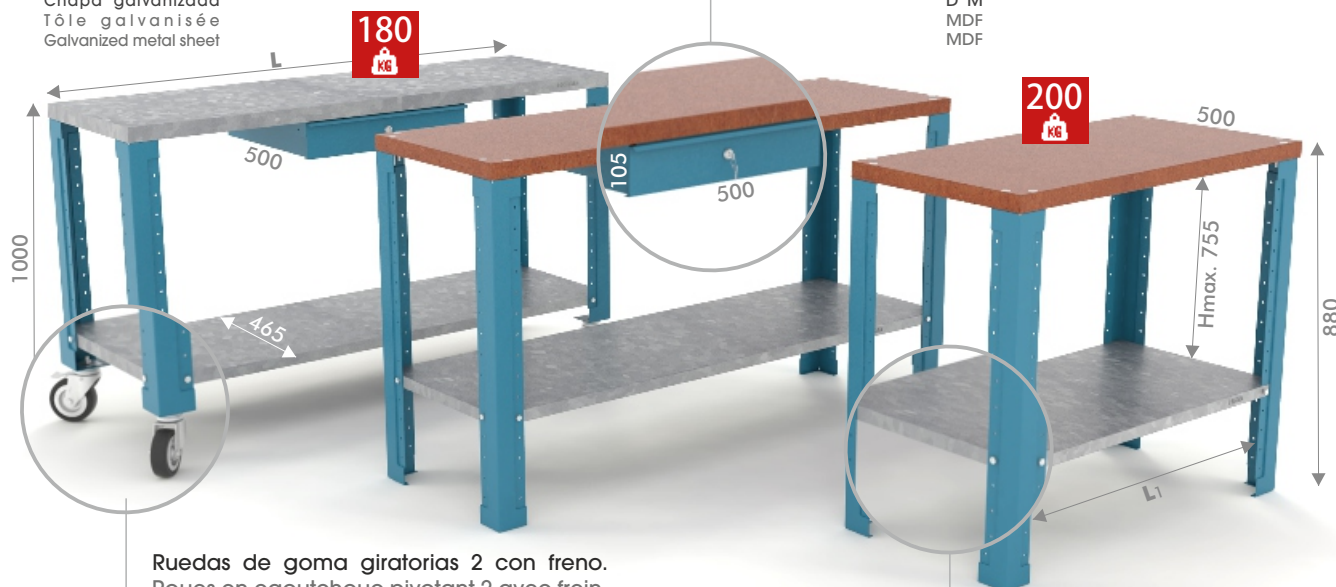
Chapa galvanizada
Tôle galvanisée
Galvanized metal sheet

Admite cajón SERIE 132.
Permet le tiroir SERIE 132.
Enables drawer SERIE 132.

Ref. **121 1**

H 40 mm

D M
MDF
MDF



Ruedas de goma giratorias 2 con freno.
Roues en caoutchouc pivotant 2 avec frein.
Rubber wheels swivel 2 with brake.



Ø 100mm
H 135mm



Estanteria inferior graduable cada 50 mm.
Étagère inférieur réglable chaque 50 mm.
Bottom shelf adjustable every 50 mm.



Montaje con tornillos (se entrega desmontado).
Montage avec vis (livraison démonté).
Screw assembly (supplied disassembled).

H 30 mm

Ref. **121 0 01**

5,65 Kg L 986 mm

Chapa galvanizada
Tôle galvanisée
Galvanized metal sheet

Ref. **121 0 15**

8,37 Kg L 1486 mm

e 1,2 mm

Ref. **121 0 20**

11,09 Kg L 1986 mm

Gama de producto
Gamme de produits
Product range



Ref. **121 10 1**

L 1000 30 Kg

Ref. **121 10 5**

L 1000 26 Kg

Ref. **121 15 1**

L 1500 40 Kg

Ref. **121 15 5**

L 1500 30 Kg

Ref. **121 20 1**

L 2000 53 Kg

Ref. **121 20 5**

L 2000 44 Kg



Ref. **121 10 1 1C**

L 1000 39 Kg
1u. SERIE 132

Ref. **121 10 5 1C**

L 1000 35 Kg
1u. SERIE 132

Ref. **121 15 1 1C**

L 1500 49 Kg
1u. SERIE 132

Ref. **121 15 5 1C**

L 1500 39 Kg
1u. SERIE 132

Ref. **121 20 1 1C**

L 2000 62 Kg
1u. SERIE 132

Ref. **121 20 5 1C**

L 2000 53 Kg
1u. SERIE 132

SERIE 121

Gama de producto
Gamme de produits
Product range



Ref. **121 15 1 2C**
L 1500  58 Kg
2u. SERIE 132

Ref. **121 15 5 2C**
L 1500  48 Kg
2u. SERIE 132

Ref. **121 20 1 2C**
L 2000  71 Kg
2u. SERIE 132

Ref. **121 20 5 2C**
L 2000  62 Kg
2u. SERIE 132



Ref. **121 20 1 3C**
L 2000  80 Kg
3u. SERIE 132

Ref. **121 20 5 3C**
L 2000  71 Kg
3u. SERIE 132



Ref. **121 10 1 R**
L 1000  33 Kg

Ref. **121 10 5 R**
L 1000  29 Kg

Ref. **121 15 1 R**
L 1500  43 Kg

Ref. **121 15 5 R**
L 1500  33 Kg

Ref. **121 20 1 R**
L 2000  56 Kg

Ref. **121 20 5 R**
L 2000  47 Kg



Ref. **121 10 1 R 1C**
L 1000  42 Kg
1u. SERIE 132

Ref. **121 10 5 R 1C**
L 1000  38 Kg
1u. SERIE 132

Ref. **121 15 1 R 1C**
L 1500  52 Kg
1u. SERIE 132

Ref. **121 15 5 R 1C**
L 1500  42 Kg
1u. SERIE 132

Ref. **121 20 1 R 1C**
L 2000  65 Kg
1u. SERIE 132

Ref. **121 20 5 R 1C**
L 2000  56 Kg
1u. SERIE 132



Ref. **121 15 1 R 2C**
L 1500  61 Kg
2u. SERIE 132

Ref. **121 15 5 R 2C**
L 1500  51 Kg
2u. SERIE 132

Ref. **121 20 1 R 2C**
L 2000  74 Kg
2u. SERIE 132

Ref. **121 20 5 R 2C**
L 2000  65 Kg
2u. SERIE 132



Ref. **121 20 1 R 3C**
L 2000  83 Kg
3u. SERIE 132

Ref. **121 20 5 R 3C**
L 2000  74 Kg
3u. SERIE 132

SERIE 136
L 1500-1800-2000

H 880

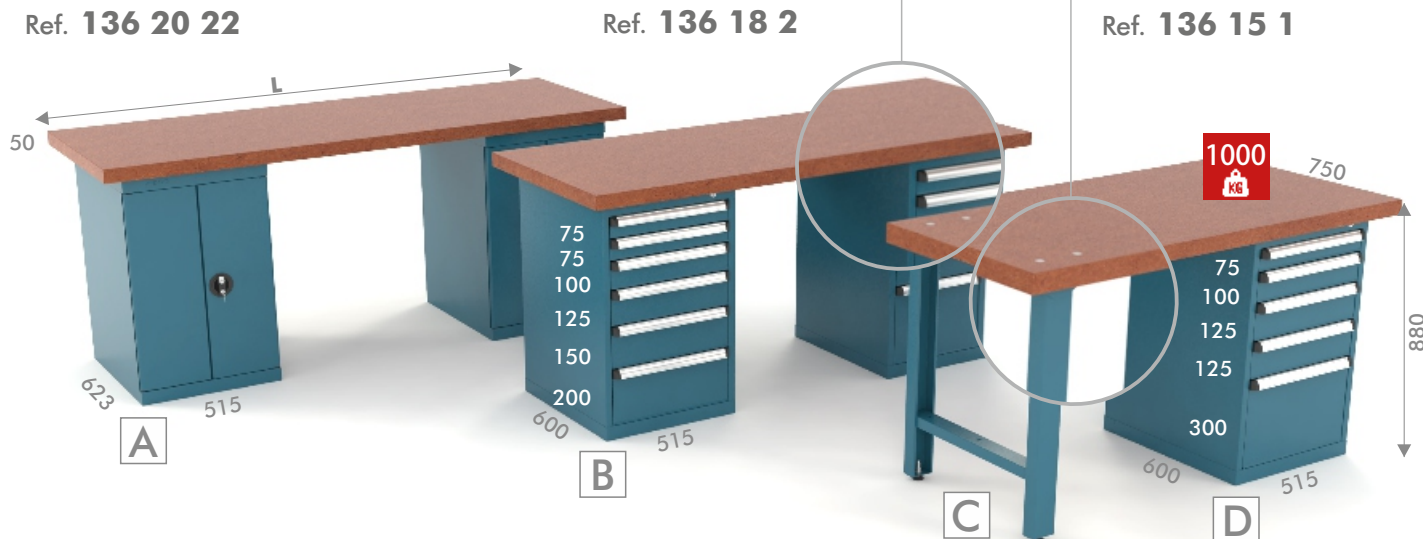
 e 50 mm

 e 2 mm

 GS (apertura 90%)
(ouverture 90%)
(90% opening)

 Banco de trabajo configurable; armarios / cajones / patas.
 Établis personnalisé; armoires / tiroirs / pieds.
 Customizable workbench; cabinets / drawers / legs.

 Encimeras: Chapa, DM y madera Castaño.
 Plans de travail : Tôle, MDF et bois de châtaignier.
 Worktops: Sheet, MDF and Chestnut wood.

 Admite cajones para banco.
 Admet les tiroirs des établis.
 Admits workshops drawers

A
Ref. 136 1

 Armario con bandeja SERIE 125 BG
 Armoire avec étagère SERIE 125 BG
 Cabinet with shelf SERIE 125 BG

41 Kg

B
Ref. 136 2 2

 Armario con cajones SERIE 135
 Armoire avec tiroirs SERIE 135
 Cabinet with drawers SERIE 135

67 Kg

 1 división ranurada y 3 planos.
 1 division rainuré et 3 intercalaires.
 1 slotted division and 3 simples.

C
Ref. 112 P

 Pata para banco de trabajo
 Pied pour établi de travail
 Feet for workbenches

6,05 Kg


D
Ref. 136 2 1

 Armario con cajones SERIE 135
 Armoire avec tiroirs SERIE 135
 Cabinet with drawers SERIE 135

62 Kg


 Se entrega montado.
 Livraison montée.
 Supplied assembled.

Gama de producto
Gamme de produits
Product range

L 1500

 1u. Ref. 112 P
 1u. Ref. 136 2 1

Ref. 136 15 C 1
Ref. 136 15 D 1
Ref. 136 15 M 1
L 1800


 1u. Ref. 112 P
 1u. Ref. 136 2 1

Ref. 136 18 C 1
Ref. 136 18 D 1
Ref. 136 18 M 1
L 2000

 1u. Ref. 112 P
 1u. Ref. 136 2 1

Ref. 136 20 C 1
Ref. 136 20 D 1
Ref. 136 20 M 1

Gama de producto
Gamme de produits
Product range




L 1800

1u. Ref. 136 2 1
1u. Ref. 136 2 2

Ref. **136 18 C 2**

Ref. **136 18 D 2**

Ref. **136 18 M 2**





L 2000

1u. Ref. 136 2 1
1u. Ref. 136 2 2

Ref. **136 20 C 2**

Ref. **136 20 D 2**

Ref. **136 20 M 2**




L 1500

1u. Ref. 112 P
1u. Ref. 136 1

Ref. **136 15 C 11**

Ref. **136 15 D 11**

Ref. **136 15 M 11**




L 1800

1u. Ref. 112 P
1u. Ref. 136 1

Ref. **136 18 C 11**

Ref. **136 18 D 11**

Ref. **136 18 M 11**




L 1800

1u. Ref. 136 2 1
1u. Ref. 136 1

Ref. **136 18 C 21**

Ref. **136 18 D 21**

Ref. **136 18 M 21**




L 2000

1u. Ref. 136 2 1
1u. Ref. 136 1

Ref. **136 20 C 21**

Ref. **136 20 D 21**

Ref. **136 20 M 21**




L 1800

2u. Ref. 136 1

Ref. **136 18 C 22**

Ref. **136 18 D 22**

Ref. **136 18 M 22**




L 2000

2u. Ref. 136 1

Ref. **136 20 C 22**

Ref. **136 20 D 22**

Ref. **136 20 M 22**



SERIE 142
L 1500-1800-2000

L₁ 1400-1700-1900

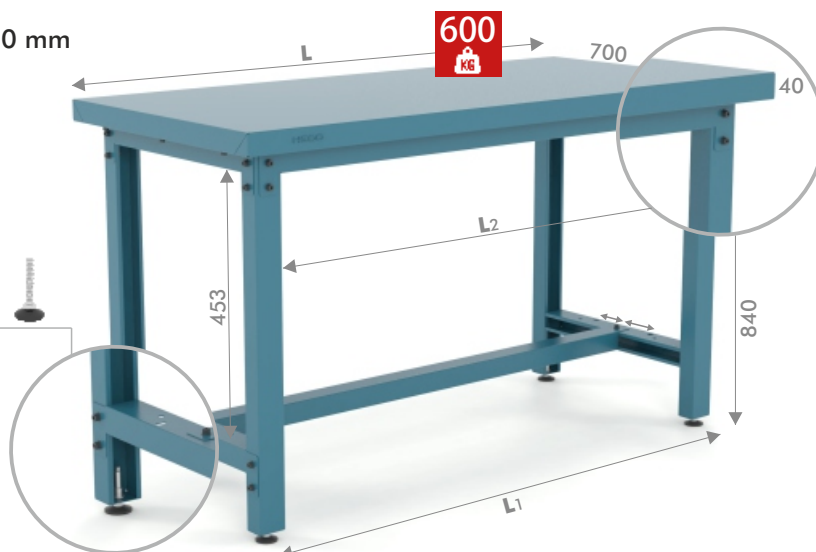
L₂ 1220-1520-1720

H 840 + e

e 50 mm e 40 mm

1,5 mm

Banco de trabajo ideal: calidad y robustez HECO simplificada sin perder la esencia.
 Établi idéal :Qualité et robustesse des HECO simplifiées sans perdre l'essentiel.
 Ideal workbench: HECO quality and robustness simplified without losing the essence.



Montaje fácil con tornillos.
 Montage facile à l'aide de vis.
 Easy assembly with screws.

Pies ajustables en altura.
 Pieds réglables en hauteur
 Feet adjustable in height.

Gama de producto
 Gamme de produits
 Product range



Se entrega desmontado.
 Livraison démonté.
 Supplied disassembled.

L 1500 mm

 Ref. **142 15 A C**
H 50 mm 53,96 Kg

 Ref. **142 15 A D**
H 40 mm 55,64 Kg

L 1800 mm

 Ref. **142 18 A C**
H 50 mm 59,61 Kg

 Ref. **142 18 A D**
H 40 mm 61,26 Kg

L 2000 mm

 Ref. **142 20 A C**
H 50 mm 63,87 Kg

 Ref. **142 20 A D**
H 40 mm 66,11 Kg

SERIE 150
L 1000- 1300- 1500-1800-2000

L₁ 810-1110- 1310- 1610- 1810

H 880

e 50 mm

2 mm

 Ref. **150 S**

Base para armario serie 110.
 Support d'armoire série 110.
 110 series cabinet base.

 Ref. **150 P**

Pestaña superior.
 Onglet supérieur.
 Upper tab.

Bancos de trabajo configurables.
 Établis configurables.
 Customizable workbenches.



Pies ajustables en altura.
 Pieds réglables en hauteur
 Feet adjustable in height.




Cajones disponibles.
 Tiroirs disponibles.
 Available drawers.

SERIE 129 **SERIE 113**
SERIE 132 **SERIE 153**
SERIE 133




Montaje con tornillo (se entrega desmontado). Tornillos incluidos.
 Montage avec vis (livraison démonté). Vis inclus.
 Screw assembly (supplied disassembled). Included screws.

Gama de producto
Gamme de produits
Product range



Ref. 150 A









Ref. 150 P



Ref. 150 S

L 1000 L1 810

- Ref. 150 10 A   81 Kg
Ref. 150 10 AD   82 Kg
Ref. 150 10 AM   77 Kg







L 1000 L1 810

- Ref. 150 10 P   84 Kg
Ref. 150 10 PD   85 Kg
Ref. 150 10 PM   80 Kg

L 1000 L1 810

- Ref. 150 10 S   90 Kg
Ref. 150 10 SD   97 Kg
Ref. 150 10 SM   92 Kg

L 1300 L1 1110

- Ref. 150 13 A   94 Kg
Ref. 150 13 AD   94 Kg
Ref. 150 13 AM   90 Kg







L 1300 L1 1110

- Ref. 150 13 P   97 Kg
Ref. 150 13 PD   97 Kg
Ref. 150 13 PM   93 Kg

L 1300 L1 1110

- Ref. 150 13 S   105 Kg
Ref. 150 13 SD   111 Kg
Ref. 150 13 SM   107 Kg

L 1500 L1 1310

- Ref. 150 15 A   105 Kg
Ref. 150 15 AD   103 Kg
Ref. 150 15 AM   100 Kg







L 1500 L1 1310

- Ref. 150 15 P   109 Kg
Ref. 150 15 PD   107 Kg
Ref. 150 15 PM   104 Kg

L 1500 L1 1310

- Ref. 150 15 S   116 Kg
Ref. 150 15 SD   121 Kg
Ref. 150 15 SM   118 Kg

L 1800 L1 1610

- Ref. 150 18 A   120 Kg
Ref. 150 18 AD   117 Kg
Ref. 150 18 AM   112 Kg







L 1800 L1 1610

- Ref. 150 18 P   126 Kg
Ref. 150 18 PD   120 Kg
Ref. 150 18 PM   115 Kg


L 1800 L1 1610

- Ref. 150 18 S   132 Kg
Ref. 150 18 SD   137 Kg
Ref. 150 18 SM   132 Kg




L 2000 L1 1810

- Ref. 150 20 A   126 Kg
Ref. 150 20 AD   129 Kg
Ref. 150 20 AM   120 Kg

L 2000 L1 1810

- Ref. 150 20 P   134 Kg
Ref. 150 20 PD   134 Kg
Ref. 150 20 PM   125 Kg

L 2000 L1 1810

- Ref. 150 20 S   142 Kg
Ref. 150 20 SD   151 Kg
Ref. 150 20 SM   142 Kg

SERIE 150 + 110
L 1000- 1300- 1500-1800-2000

L₁ 810-1110- 1310- 1610- 1810

H 880 / 2030

e 50 mm

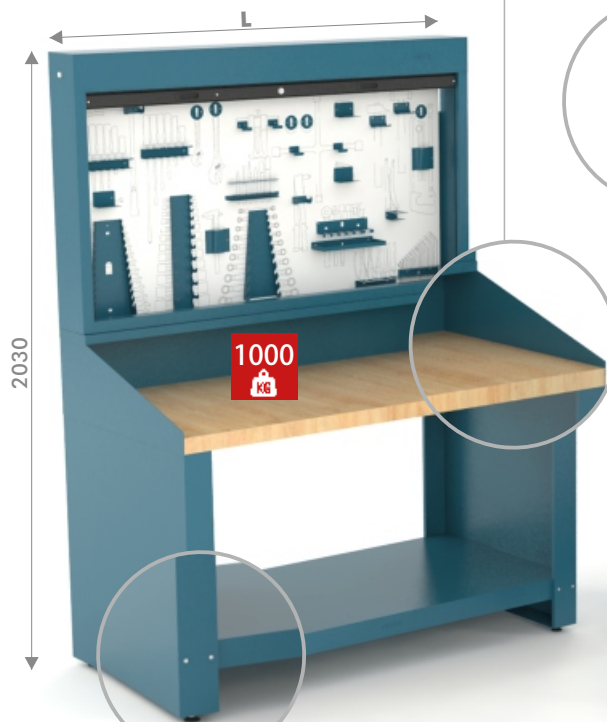
2 / 1 mm

 Encimeras.
Plan de travail.
Worktop.

 Conjunto banco de trabajo y armario con persiana.
Ensemble établi et armoire à rideau.
Workbench with shuttered cabinet.

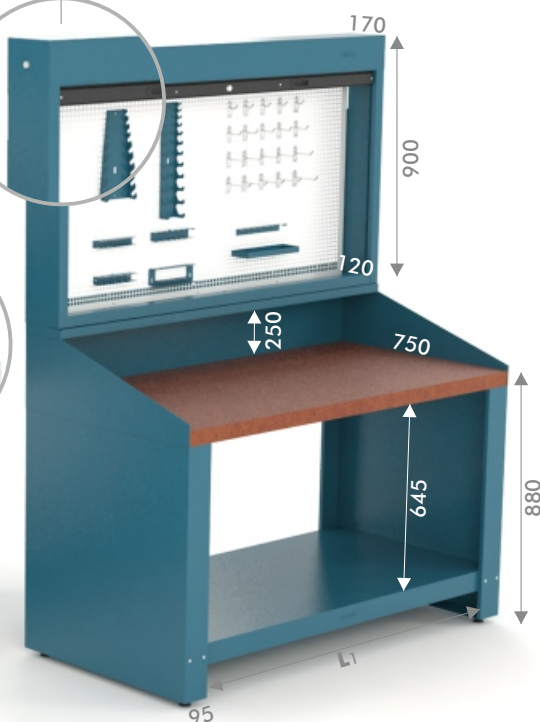
 Armario mural con panel portaherramientas con persiana.
Armoire murale avec panneau porte-outils avec rideau roulant.
Wall-mounted cupboard with tool-holder panel with roller shutter.

1 mm


 Pies ajustables en altura.
Pieds réglables en hauteur
Feet adjustable in height.

2 mm

Ref. 150 SM+110 1


 Con panel serigrafiado.
Avec panneau sérigraphié.
With screen printed panel.

Ref. 150 SD+110 4

 Con panel perforado.
Avec panneau perforé.
With perforated panel.

 Montaje con tornillo (se entrega desmontado). Tornillos incluidos.
Montage avec vis (livraison démonté). Vis inclus.
Screw assembly (supplied disassembled). Included screws.

Ref. 110 1

 Tablero serigrafiado de madera.
Panneau sérigraphié en bois.
Wood screen printed panel.

Ref. 110 4

 Panel perforado.
Panneau perforé.
Perforated panel.

 Estructura metálica.
Chassis métallique.
Metallic frame.

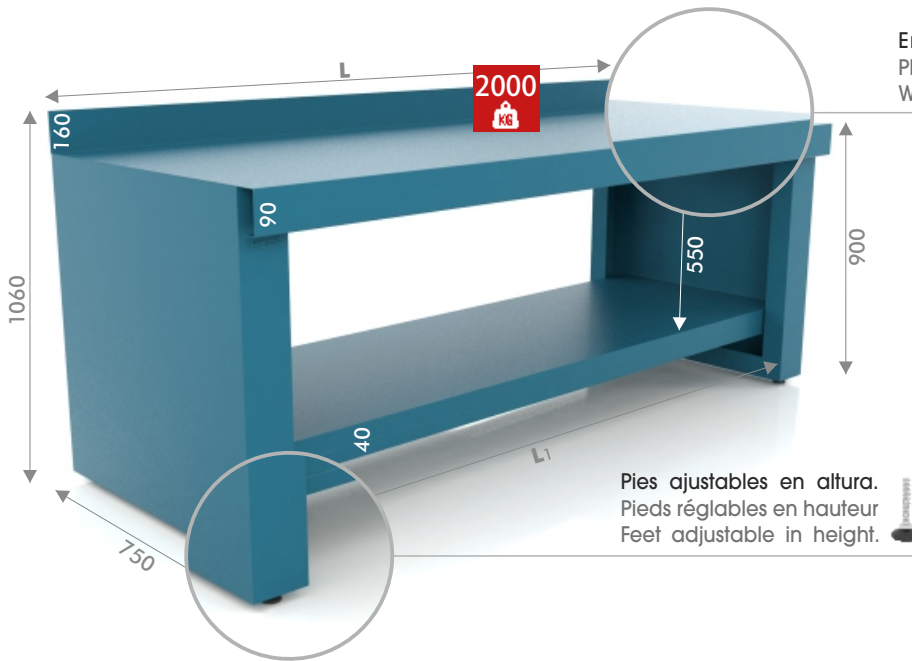
 Con juego de tacos y tornillos.
Avec jeu de chevilles et de vis.
With set of plugs and screws.

 El armario no es apto para pladur sin taco especial.
Ne convient pas pour mur en plâtre sans une cheville spéciale.
Not suitable for plaster wall without a special wedge.


SERIE 152

L 1000- 1500- 2000
L₁ 810-1310- 1810
H 900
e 90 mm **e** 5 mm
e 2 mm


Bancos de trabajo monobloque: totalmente soldado.
Établis monobloc: entièrement soudé.
Customizable fully-welded monoblock workbenches. 



Encimera en una sola pieza.
Plan de travail en une seule pièce.
Worktop in one piece.

Pies ajustables en altura.
Pieds réglables en hauteur
Feet adjustable in height. 

 Totalmente soldado.
Entièrement soudé.
Fully welded.

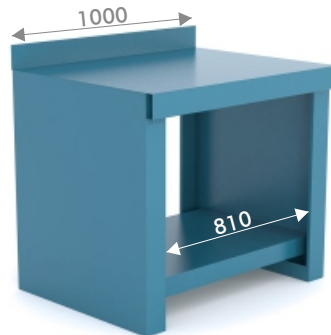
 Cajones disponibles.
Tiroirs disponibles.
Available drawers.

SERIE 129
SERIE 132
SERIE 133
SERIE 113
SERIE 153

Gama de producto
Gamme de produits
Product range

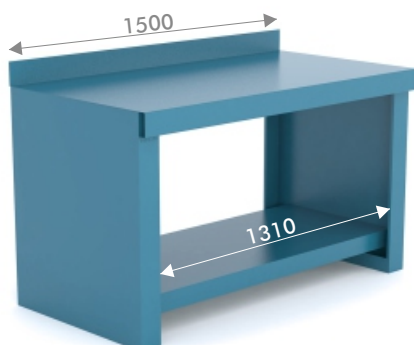
Ref. 152 10

 82 Kg



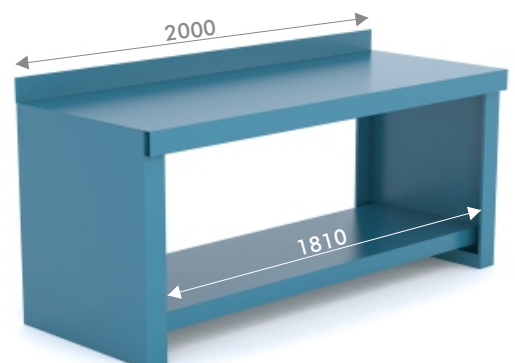
Ref. 152 15

 110 Kg



Ref. 152 20

 138 Kg



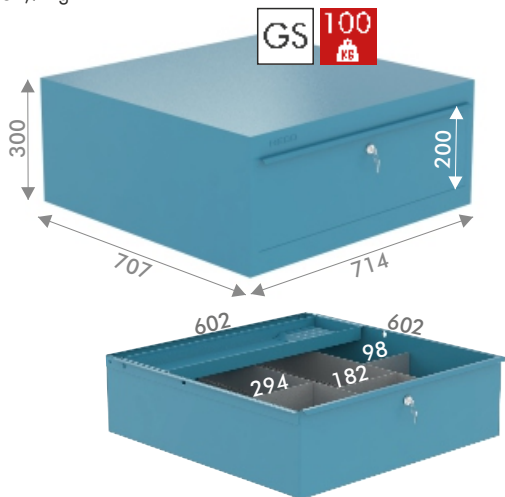
**CAJONES
TIROIRS
DRAWERS**



Se sirven con tornillos para encimera metálica y de madera.
Fourni avec des vis pour les plans de travail en métal et en bois.
Supplied with screws for metal and wood worktops.

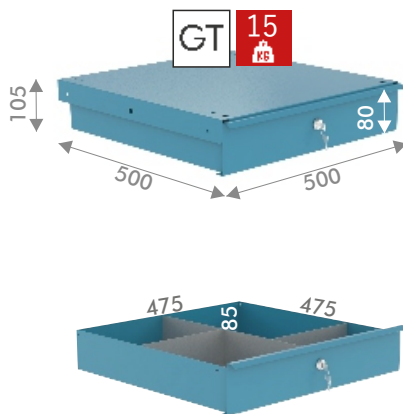
SERIE 129

34,9 Kg



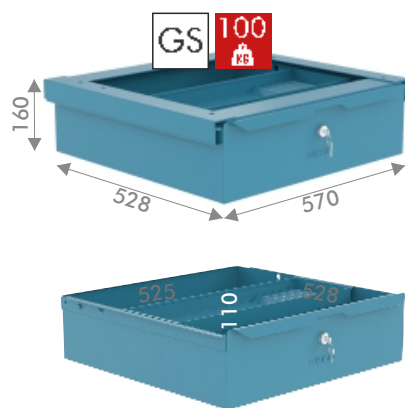
SERIE 132

9 Kg




SERIE 133

8 Kg




SERIE 113

GS 100 KB




Ref. 113 1 100

28 Kg




Ref. 113 1 200

29 Kg



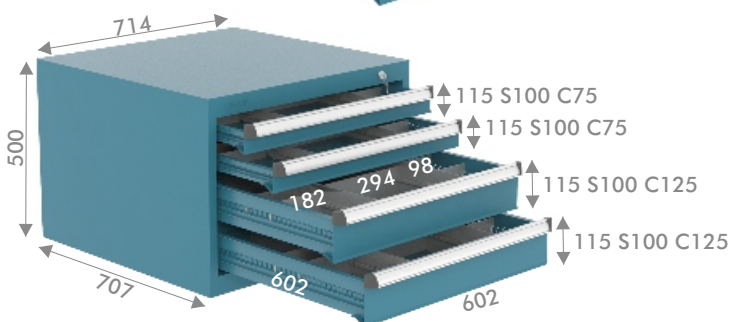
Ref. 113 2

37 Kg



Ref. 113 3

60 Kg

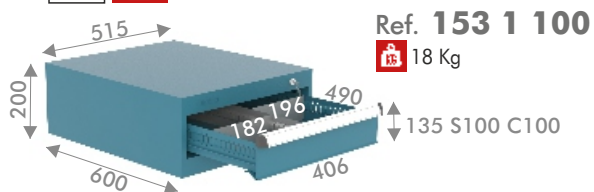


Ref. 113 4

76 Kg


SERIE 153

GS 100 KB




Ref. 153 1 100

18 Kg



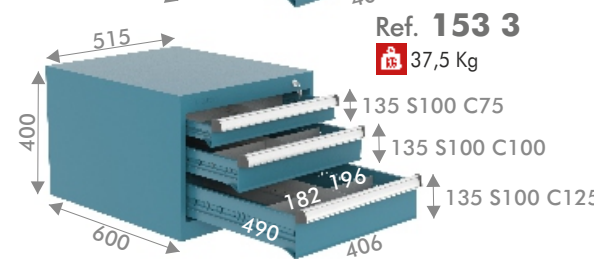
Ref. 153 1 200

21 Kg



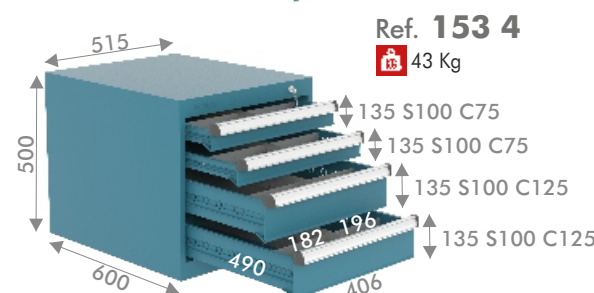
Ref. 153 2

24 Kg



Ref. 153 3

37,5 Kg




Ref. 153 4


43 Kg


Regleta eléctrica para bancos de trabajo.
Rampe d'alimentation pour établis.
Power strip workbenches.

REGLETA ELÉCTRICA RAMPE D'ALIMENTATION ELECTRICAL POWER STRIP



ESTRUCTURA
CHÂSSIS
FRAME  1 mm

 No incluye el diferencial (debe colocarlo el cliente fuera de la regleta).
Il ne comprend pas le différentiel (celui-ci doit être placé par le client à l'extérieur de la multiprise).
It does not include the differential (it must be placed by the customer outside the power strip).

 OPCIÓN: A medida (salida de aire, interruptores ... según necesidades específicas del cliente final).
OPTION: Sur mesure (sortie d'air, interrupteurs ... en fonction des besoins spécifiques du client final).
OPTION: Tailor-made (air outlet, switches ... according to specific needs of the end customer).

Gama de producto
Gamme de produits
Product range

Componentes en opción
Composants en option
Optional components

Ref. **112 RE 10**


 7 Kg
 3u.



L 1000


Ref. **112 RE 13**


 8,5 Kg
 4u.



L 1300



Ref. **112 RE 15**

 9,5 Kg
 5u.



L 1500



Ref. **112 RE 18**


 11 Kg
 6u.



L 1800

Ref. **112 RE 20**

 12 Kg
 7u.




L 2000




Toma de corriente 220 V
Prise de courant 220 V
220 V power outlet



Magnetotérmico 220 V
Magnéto thermique 220 V
220 V thermal magnet




Toma de aire
Prise d'air
Air intake




Toma de Internet
Prise d'Internet
Internet power



Toma de USB
Prise USB
USB socket



Cable de 2 metros
Câble de 2 mètres
2 meter cable



Toma de corriente 380 V
Prise de courant 380 V
380 V power outlet

Magnetotérmico 380 V
Magnéto thermique 380 V
380 V thermal magnet




Para las regletas con elementos opcionales solicitar precio.
Pour les multiprises avec des éléments optionnels, veuillez demander le prix.
For power strips with optional elements, please ask for price.

ENCIMERAS PLANS DE TRAVAIL WORKTOPS

Encimeras para bancos de trabajo.
Plan de travail pour établis.
Worktops for workbenches.

Gama de producto estándar Gamme de produits standard Standard product range

L Según referencia.
Selon référence.
According to reference. A 750 mm




CHAPA *TÔLE* SHEET

Barras de refuerzo interior. Pintura anti-corrosión.
Barres de renfort intérieures. Peinture anticorrosion.
Inner reinforcement bars. Anti-corrosion paint.

SERIE 111/112/112 PM-PH/118/136/142/150/152

Ref. 112 E C 10	20,1 Kg
Ref. 112 E C 13	26,3 Kg
Ref. 112 E C 15	30,75 Kg
Ref. 112 E C 18	36,2 Kg
Ref. 112 E C 20	41,1 Kg



DM *MDF* MDF

De densidad media. Protegido con barniz.
Densité moyenne. Protégé avec du vernis.
Medium density. Protected with varnish.

SERIE 111/112/112 PM-PH/118/120/136/142/150

Ref. 112 E DM 10	25,1 Kg
Ref. 112 E DM 13	20,65 Kg
Ref. 112 E DM 15	37,4 Kg
Ref. 112 E DM 18	44,9 Kg
Ref. 112 E DM 20	49,8 Kg



CASTAÑO *CHÂTAIGNER* CHESTNUT

Elevada durabilidad y gran estabilidad. Barniz.
Haute durabilité et stabilité. Vernis.
High durability and great stability. Varnished.

SERIE 111/112/112 PM-PH/118/136/150

Ref. 112 E M 10	22,3 Kg
Ref. 112 E M 13	28,6 Kg
Ref. 112 E M 15	22,1 Kg
Ref. 112 E M 18	39,6 Kg
Ref. 112 E M 20	44 Kg



GALVANIZADO *GALVANISÉ* GALVANIZED 1,5 mm

Dureza y resistencia. Protección electroquímica.
Dureté et résistance. Protection électrochimique.
Hardness and resistance. Electrochemical protection.

SERIE 120/121

CONSULTAR PRECIO Y PLAZO / CONSULTER LE PRIX ET LE DÉLAI / CHECK PRICE AND TERMS

Gama de producto opcional Gamme de produits en option Optional product range

ENCIMERAS PLANS DE TRAVAIL WORKTOPS

Gama de producto opcional
Gamme de produits en option
Optional product range



ACERO INOXIDABLE ACIER INOXYDABLE STAINLESS STEEL 1 mm

Su durabilidad permite una larga vida útil.
Sa durabilité permet une longue durée de vie utile.
Its durability allows a long useful life.

CONSULTAR PRECIO Y PLAZO / CONSULTER LE PRIX ET LE DÉLAI / CHECK PRICE AND TERMS

RECUBRIMIENTO REVÊTEMENT COATING

 PARA ENCIMERAS DM
POUR PLANS DE TRAVAIL MDF
FOR MDF WORKTOPS



COMPACTO COMPACT COMPACT

CDF: Fibra de madera de alta densidad apto para aplicaciones en condiciones húmedas, revestido de melamina. Cumple las normativas EN22-5 y EN14322.
CDF: Fibre de bois haute densité adaptée aux applications dans des conditions humides, revêtement mélaminé. Conforme aux normes EN22-5 et EN14322.
CDF: High-density wood fibre suitable for applications in humid conditions, melamine coated. Complies with EN22-5 and EN14322.

CONSULTAR PRECIO Y PLAZO / CONSULTER LE PRIX ET LE DÉLAI / CHECK PRICE AND TERMS

Recubrimiento encimeras para bancos de trabajo, incluye protege cantos.
Revêtement plan de travail pour établis, inclut une protection des bords.
Coating worktops for workbenches includes edge protection.

L Según referencia.
A Selon référence.
According to reference.
750 mm



LISA
LISSE
SMOOTH
 40 Kg/cm²

Flexible, resistencia al envejecimiento y al frío.
Flexible, résistance au vieillissement et au froid.
Flexible, resistance to aging and to cold.

Ref. **112 10 GL**
Ref. **112 13 GL**
Ref. **112 15 GL**
Ref. **112 18 GL**
Ref. **112 20 GL**



NBR NITRILO
NBR NITRILE
NBR NITRILE
 40 Kg/cm²

Para industria automovilística y aeronáutica. Propiedades antiestáticas.
Pour l'industrie automobile et aéronautique. Propriétés antistatiques.
For the automotive and aeronautical industries. Antistatic properties.

Ref. **112 10 GN**
Ref. **112 13 GN**
Ref. **112 15 GN**
Ref. **112 18 GN**
Ref. **112 20 GN**

G O M A S CAOUTCHOUCS R U B B E R S




W. ONE



W. CORNER

accesorios
accessoires
accessories

Ref. 126 WO 01



714

Ref. 126 WO 02



714

Ref. 159 F6




1000

Ref. 159 CA F6




600

Ref. 110 W 01




714

Ref. 145 07



714

Ref. RE W 02



1426

2140

Ref. RE W 03

Ref. 122 1 A 01



714

Ref. 135 1 M



515

Ref. 127 W 01



714

Ref. 135 W 01



400

Ref. 135 W 02



400



W. TWO



W. FOUR




información information information



Canal eléctrica modular.
Canal électrique modulaire.
Modular electricity supply.



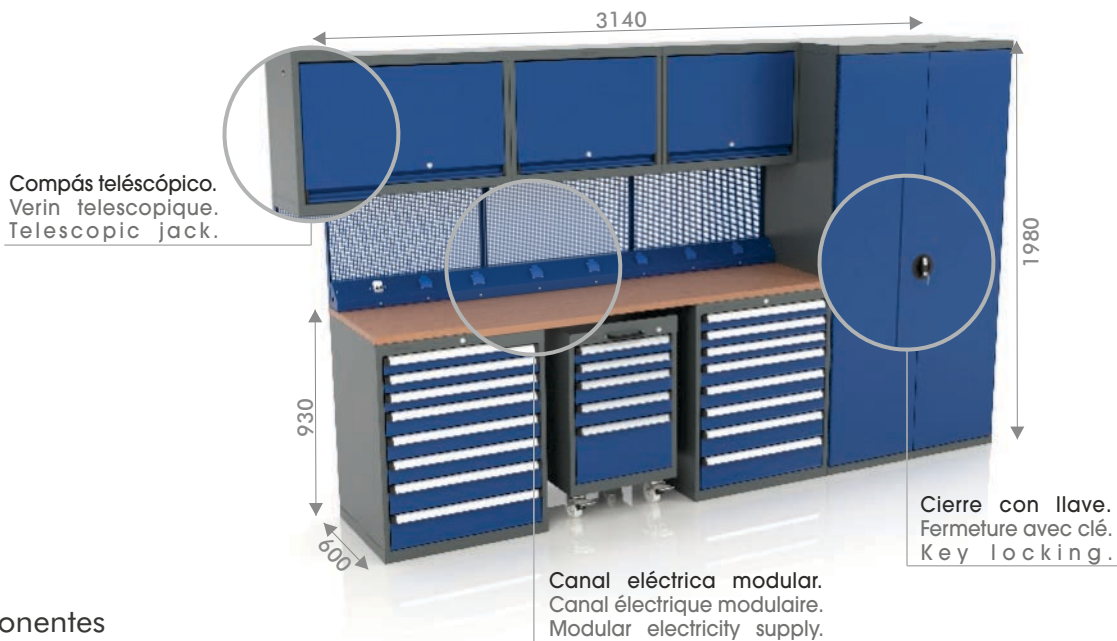
Compás teléscópico en serie 126 W0 01.
Verin télescopique en série 126 W0 01.
Telescopic jack in series 126 W0 01.



Encimeras (e 30 mm)
Plan de travail (e 30 mm)
Worktops (e 30 mm)

- [ES]**
 - Conjunto de armarios modulares para espacios de trabajo.
 - Adaptable según necesidad.
 - Amplia gama de configuraciones de cajones.
 - Accesorios disponibles, ej: regleta eléctrica.
 - Mueble opcional para PC.
 - Estructura : 1 mm espesor / Puertas: 0,7 mm.
 - Color estándar RAL 7016 y RAL 5010, posibilidad colores en opción.
- [FR]**
 - Ensemble d'armoires modulaires pour postes de travail.
 - Adaptable selon les besoins.
 - Une large gamme de configuration de tiroirs.
 - Accessoires disponibles, ex; reglette électrique.
 - Armoire PC en option.
 - Structure 10/10 d'épaisseur / portes: 7/10 .
 - Couleur standard RAL 7016 et RAL 5010, possibilité teintes en option.
- [EN]**
 - Set of modular cabinets for workstations.
 - Adaptable as needed.
 - Wide range of drawer configurations.
 - Available accessories, ex; modular electricity supply.
 - Optional PC cabinet.
 - 1 mm metal sheet structure with 0,7 mm metal sheet doors.
 - Standard colour RAL 7016 and RAL 5010 possibility optional colours.

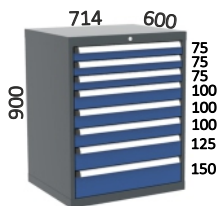
SERIE **W. ONE**




Componentes
Composants
Components

RAL 5010 / RAL 7016

Ref. 122 1 A 01
103 Kg
Armario con cajones
Armoire avec tiroirs
Drawers cabinet
2 unidades / unités / units



Ref. 135 1 M
75 Kg
Carro de trabajo
Chariot d'atelier
Workshop trolley
1 unidad / unité / unit




Ref. 159 F6
75 Kg
Armario con puertas
Armoire à portes
Doors cabinet
1 unidad / unité / unit

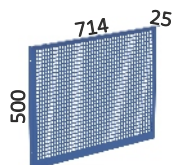


Ref. 159 F6 BG
Bandeja graduable
Étagère réglable
Adjustable shelf


Ref. 112 W 03 DM
25,60 Kg
Encimera en DM
Plan de travail en MDF
MDF wood worktop
1 unidad / unité / unit




Ref. 145 07
4,3 Kg
Panel perforado
Panneau perforé
Perforated panel
3 unidades / unités / units



Ref. RE W 03
14,20 Kg
Regleta eléctrica
Rampe d'alimentation
Electrical power strip
1 unidad / unité / unit



Ref. 126 WO 01
17,5 Kg
Armario alto con puerta
Armoire haute avec porte
Tall cabinet with door
3 unidades / unités / units



Ref. 126 WO B
Bandeja remachada
Étagère rivetée
Riveted shelf




Los cajones no incluyen divisiones.
Les tiroirs ne sont pas équipés de séparateurs.
Drawers do not include divisions.



Los armarios no incluyen bandejas.
Les armoires ne comprennent pas les plateaux.
Cabinets do not include trays.

SERIE W. TWO

WWW




Compás telescópico serie 126 W0 01.
Verin telescopique série 126 W0 01.
Telescopic jack series 126 W0 01.

Armario persiana PC.
Armoire rideau PC.
PC shutter cabinet.


Componentes
Composants
Components

RAL 5010 /
RAL 7016


Ref. 122 1 A 01
103 Kg
Armario con cajones
Armoire avec tiroirs
Drawers cabinet
4 unidades / unités / units




Ref. 135 1 M
75 Kg
Carro de trabajo
Chariot d'atelier
Workshop trolley
2 unidades / unités / units



Ref. 112 W 01 DM
29,88 Kg
Encimera en DM
Plan de travail en MDF
MDF wood worktop
2 unidades / unités / units




Ref. 159 F6
75 Kg
Armario con puertas
Armoire à portes
Doors cabinet
2 unidades / unités / units



SERIE 159 F6 BG
Bandeja graduable
Étagère réglable
Adjustable shelf

Ref. RE W 03
14,20 Kg
Regleta eléctrica
Rampe d'alimentation
Electrical power strip
2 unidades / unités / units

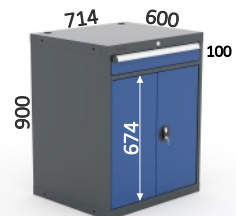


Ref. 110 W 01
30 Kg
Armario persiana
Armoire à rideau
Shutter cabinet
1 unidad / unité / unit




Bandeja graduable incluida
Étagère réglable inclus
Adjustable shelf included

Ref. 127 W 01
68,4 Kg
Armario con puertas y cajón
Armoire à portes et tiroir
Doors and drawer cabinet
1 unidad / unité / unit



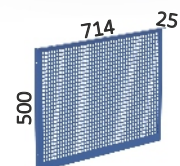
Bandeja graduable incluida
Étagère réglable inclus
Adjustable shelf included

Ref. 126 W0 01
17,5 Kg
Armario alto con puerta
Armoire haute avec porte
Tall cabinet with door
6 unidades / unités / units



Ref. 126 W0 B
Bandeja remachada
Étagère rivetée
Riveted shelf

Ref. 145 07
4,3 Kg
Panel perforado
Panneau perforé
Perforated panel
6 unidades / unités / units



Los cajones no incluyen divisiones.
Les tiroirs ne sont pas équipés de séparateurs.
Drawers do not include divisions.

Los armarios no incluyen bandejas.
Les armoires ne comprennent pas les plateaux.
Cabinets do not include trays.

SERIE W. CORNER

WWW



Compás teléscópico.
Verin telescopique.
Telescopic jack.

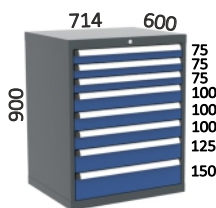
Armario con puerta esquinero.
Armoire à portes d'angle.
Corner door cabinet.

Componentes
Composants
Components

RAL 5010 /
RAL 7016

Ref. 122 1 A 01

103 Kg
Armario con cajones
Armoire avec tiroirs
Drawers cabinet
4 unidades / unités / units



Ref. 159 F6

75 Kg
Armario con puertas
Armoire à portes
Doors cabinet
1 unidad / unité / unit




Ref. 159 F6 BG

Bandeja graduable
Étagère réglable
Adjustable shelf

Ref. 126 WO 01

17,5 Kg
Armario alto con puerta
Armoire haute avec porte
Tall cabinet with door
4 unidades / unités / units




Ref. 126 B

Bandeja remachada
Étagère rivetée
Riveted shelf

Ref. 126 WO 02

16 Kg
Armario alto con dos puertas
Armoire haute avec deux portes
Tall cabinet with two doors
1 unidad / unité / unit




Ref. 126 WO B

Bandeja remachada
Étagère rivetée
Riveted shelf


Ref. 135 1 M

75 Kg
Carro de trabajo
Chariot d'atelier
Workshop trolley
1 unidad / unité / unit



L 1428mm
Ref. 112 W 02 DM

17,07 Kg
Encimera en DM
Plan de travail en MDF
MDF wood worktop
1 unidad / unité / unit



L 2142mm
Ref. 112 W 03 DM

25,60 Kg
Encimera en DM
Plan de travail en MDF
MDF wood worktop
1 unidad / unité / unit



Ref. 159 CA F6

120 Kg
Armario esquinero
Armoire d'angle
Corner cabinet
1 unidad / unité / unit
Ref. 159 CA F6 B
Bandeja graduable
Étagère réglable
Adjustable shelf


Ref. RE W 02

9,7 Kg
Regleta eléctrica
Rampe d'alimentation
Electrical power strip
1 unidad / unité / unit



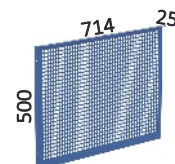
Ref. RE W 03

14,20 Kg
Regleta eléctrica
Rampe d'alimentation
Electrical power strip
1 unidad / unité / unit



Ref. 145 07

4,3 Kg
Panel perforado
Panneau perforé
Perforated panel
5 unidades / unités / units




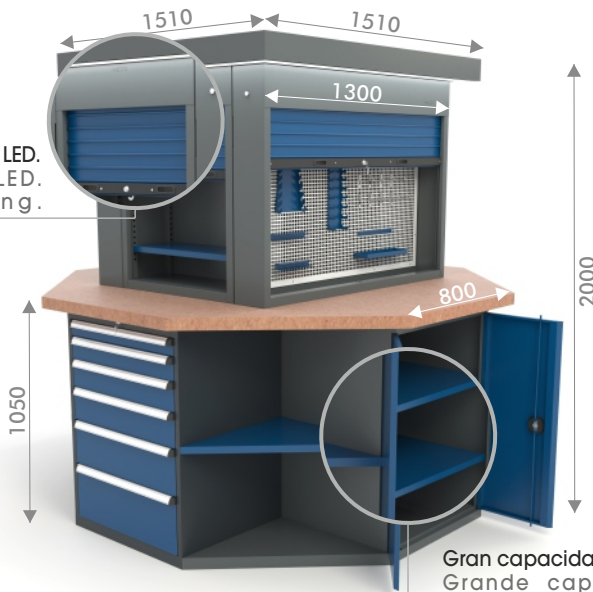
i Los cajones no incluyen divisiones.
Les tiroirs ne sont pas équipés de séparateurs.
Drawers do not include divisions.

i Los armarios no incluyen bandejas.
Les armoires ne comprennent pas les plateaux.
Cabinets do not include trays.

SERIE W. FOUR

WWW

Iluminación superior LED.
Top éclairage LED.
LED top lighting.



Gran capacidad de almacenamiento.
Grande capacité de stockage.
High storage capacity.

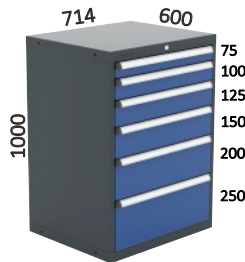
946,39 Kg

Componentes
Composants
Components

RAL 5010 / RAL 7016

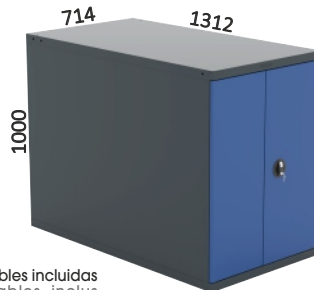
Ref. 122 2 12

159 Kg
Armario con cajones
Armoire avec tiroirs
Drawers cabinet
3 unidades / unités / units



Ref. 126 2 1 SPC


103 Kg
Armario con puertas
Armoire à portes
Doors cabinet
1 unidad / unité / unit



2 bandeja graduables incluidas
2 étagères réglables inclus
2 adjustable shelves included

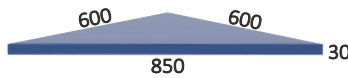
Ref. Z W.FOUR

5,23 Kg
Zócalo
Socle
Plinth
4 unidades / unités / units



Ref. B W.FOUR

3,28 Kg
Bandeja
Étagère
Shelf
4 unidades / unités / units



Ref. LED W.FOUR

31,20 Kg
Soporte para LEDs
Support de LEDs
Support for LEDs
1 unidad / unité / unit




Incluye cuatro LEDs
Comprend quatre LEDs
Includes four LEDs

Ref. E W.FOUR M

102,75 Kg
Encimera madera
Plan de travail en bois
Chesnut wood worktop
2 unidades / unités / units

Ref. E W.FOUR DM

124,5 Kg
Encimera en DM
Plan de travail en MDF
MDF wood worktop
2 unidades / unités / units



Ref. 110 W 01 SCP

33 Kg
Armario con persiana
Armoire à rideau
Shutter cabinet
2 unidades / unités / units

Bandeja graduable incluida
Étagère réglable inclus
Adjustable shelf included

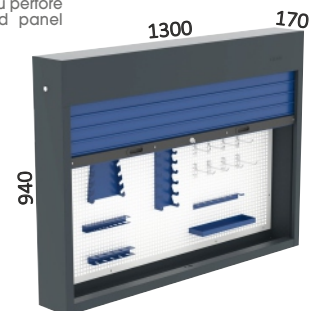


Ref. 110 13 4 SPC

53,7 Kg
Armario persiana para panel perforado
Armoire à rideau pour panneau perforé
Shutter cabinet for perforated panel
2 unidades / unités / units

Ref. 145 13 1


2,7 Kg
Accesorios panel perforado
Accessoires panneau perforé
Perforated panel accessories
2 unidades / unités / units



Los cajones no incluyen divisiones.
Les tiroirs ne sont pas équipés de séparateurs.
Drawers do not include divisions.

Los armarios incluyen bandejas según SERIE.
Les armoires comprennent des plateaux selon la SÉRIE.
Cabinets including trays according to SERIES.

SERIE 170



SERIE 119 E P C

SERIE 115 E

SERIE 119 E

SERIE 127



MOSTRADORES A MEDIDA COMPTOIRS SUR MESURE CUSTOM-MADE COUNTERS

accesorios
accessoires
accessories

115 EG



119 EG



SERIE 115 E
SERIE 119 E
SERIE 119 E P C



115 E 1 P
119 E 1 P

SERIE tap




TAP-10936



TAP-10000
TAP- 35050


SERIE 127

127 BG



127 T200 40

127 BE T100



127 T200 50

127 BE T200



127 T100 300

TAP-35019



TAP-35017



TAP-10930




TAP-10931




TAP-10933



información
information
information



Cierre centralizado.
Verrouillage centralisé.
Central locking.



Sistema antivuelco.
Système anti-renversement.
Anti-roll system.



Orificio para la extracción Ø75 mm.
Orifice d'extraction Ø75 mm.
Extraction hole Ø75 mm.



Bandeja zincada, orificio de ventilación.
Bac zingué, orifice d'aération.
Zinc-coated, holes of ventilation.

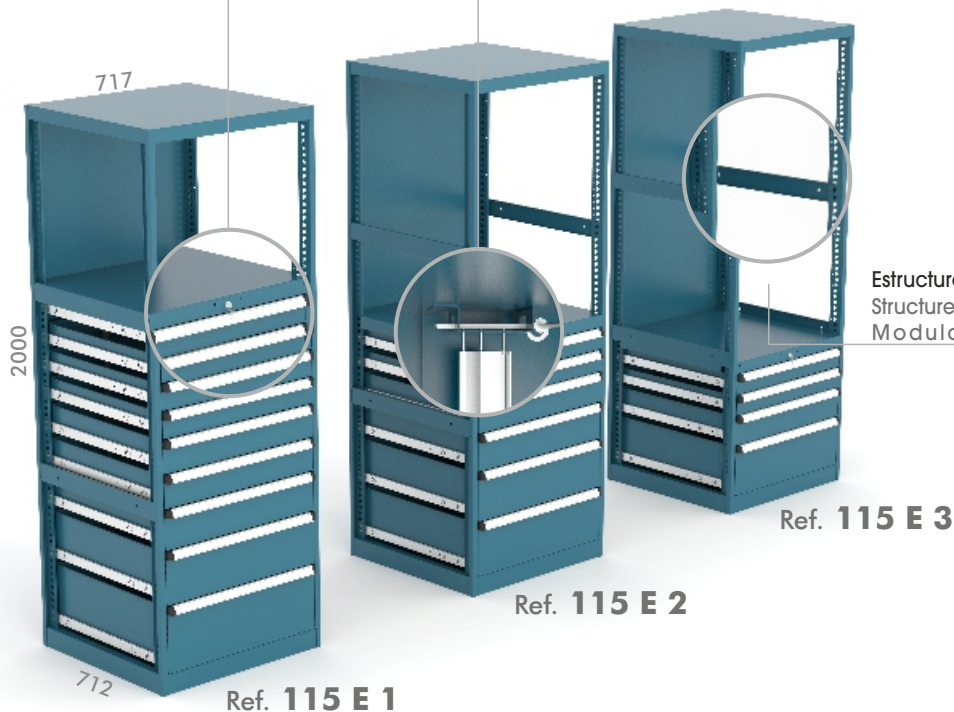
- [ES]**
 - Gran variedad de medidas y configuraciones.
 - Diseño robusto y resistente.
 - Alta resistencia de carga.
 - Varias configuraciones.
 - Apertura de puertas de 180 °.
 - Color estándar azul martelé posibilidad colores en opción. SERIE 170 (RAL 5017 - RAL 2009).
 - Armarios para el almacenaje y uso específico:
 - Fitosanitarios (RAL 6029, bandejas según normativa STAWA-R).
 - Botiquines (RAL 9016, según normativa).
- [FR]**
 - Grande variété de tailles et configurations.
 - Conception robuste et résistante.
 - Forte résistance au chargement.
 - Plusieurs configurations.
 - Ouverture des portes à 180 °.
 - Couleur standard bleu martelé possibilité teintes en option. SÉRIE 170 (RAL 5017 - RAL 2009).
 - Armoires pour le stockage de produits spécifiques:
 - Phytosanitaire. (RAL 6029, plateaux selon normative STAWA-R).
 - Soins de premier secours (RAL 9016).
- [EN]**
 - Wide range of sizes and configurations.
 - Strong and resistant design.
 - High weight-bearing resistance.
 - Several configurations.
 - 180 ° opening doors.
 - Standard colour hammered blue possibility optional colours. SERIE 170 (RAL 5017 - RAL 2009).
 - Storage cabinets for specific use:
 - Phytosanitary (RAL 6029, trays according to STAWA-R regulations).
 - First-aid kit (RAL 9016).

SERIE 115 E

Cierre centralizado.
Verrouillage centralisé.
Central locking.

Sistema antivuelco.
Système anti-renversement.
Anti-roll system.

Armarios con cajones y estanterías.
Armoires avec tiroirs et étagères.
Cabinets with drawers and shelves.

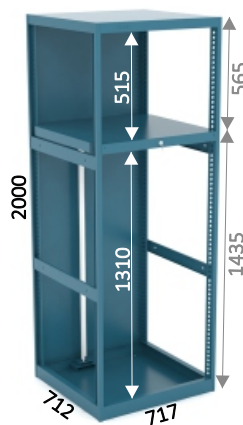


Estructura modular.
Structure modulaire.
Modular frame.

Accesorios opcionales
Accessoires optionnels
Optional accessories

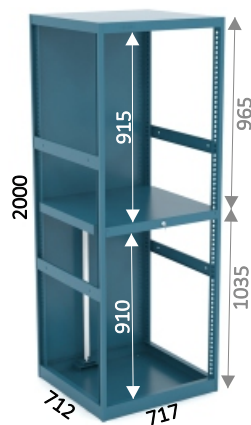
Ref. 115 E 1 MC

75 Kg



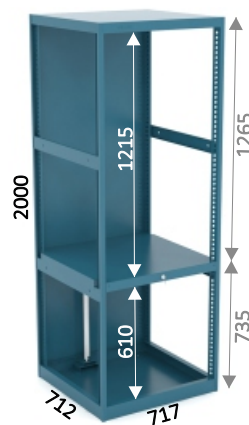
Ref. 115 E 2 MC

75 Kg



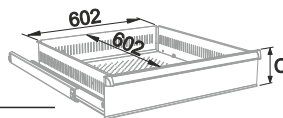
Ref. 115 E 3 MC

75 Kg




1 mm

Plazo de entrega 10 días laborables.
Delai de livraison 10 jours ouvrables.
Delivery time 10 working days.



Cajones / Tiroirs / Drawers


Guías telescópicas.
Glissières télescopiques.
Telescopic slides.



Apertura 100%.
Ouverture 100%.
100% opening.

SERIE 115	C=50	●	115 T100 C50	10,5Kg
	C=75	●	115 T100 C75	11Kg
	C=100	●	115 T100 C100	12,5Kg
	C=125	●	115 T100 C125	13Kg
	C=150	●	115 T100 C150	13,5Kg
	C=200	●	115 T100 C200	14,5Kg
	C=250	●	115 T100 C250	15,5Kg
	C=300	●		
	1.5 mm			

Los cajones no incluyen divisiones.
Le tiroirs non inclus les séparations.
Divisions non included at drawers.



Ref. 115 E 1 P

5,5 Kg H 535

Ref. 115 E 2 P

7,3 Kg H 935

Ref. 115 E 3 P

8,6 Kg H 1235

Ref. 115 E P

9,9 Kg H 1915

Ref. 115 E L

13 Kg

Lateral
Latéral
Lateral



Ref. 115 EG

8 Kg

Estantera graduable
Étagère réglable
Adjustable shelf



Ref. CE P 1



Cierre electrónico
Verrou électronique
Electronic locking
Ref. CE P 1 - Ref. CE P 1 TM -
Ref. CE P 1 TU

Gama de producto
 Gamme de produits
 Product range

Ref. 115 E 1



Ref. 115 E 1 4 11

174,5 Kg
 1u. 115 T100 C100
 6u. 115 T100 C200

Ref. 115 E 1 4 14

185 Kg
 1u. 115 T100 C75
 2u. 115 T100 C200
 1u. 115 T100 C125
 2u. 115 T100 C200
 2u. 115 T100 C250

Ref. 115 E 1 4 17

208,5 Kg
 8u. 115 T100 C75
 1u. 115 T100 C200
 2u. 115 T100 C250

Ref. 115 E 1 4 12

172,5 Kg
 2u. 115 T100 C150
 5u. 115 T100 C200

Ref. 115 E 1 4 15

202 Kg
 4u. 115 T100 C75
 1u. 115 T100 C100
 2u. 115 T100 C125
 2u. 115 T100 C200
 1u. 115 T100 C250

Ref. 115 E 1 4 13

185 Kg
 4u. 115 T100 C100
 2u. 115 T100 C200
 2u. 115 T100 C250

Ref. 115 E 1 4 16

191 Kg
 2u. 115 T100 C75
 3u. 115 T100 C100
 2u. 115 T100 C125
 1u. 115 T100 C150
 1u. 115 T100 C200
 1u. 115 T100 C250

Ref. 115 E 1 4 19

237 Kg
 13u. 115 T100 C100

Ref. 115 E 2



Ref. 115 E 2 2 11

134 Kg
 1u. 115 T100 C100
 4u. 115 T100 C200

Ref. 115 E 2 2 14

163,5 Kg
 3u. 115 T100 C75
 1u. 115 T100 C100
 1u. 115 T100 C125
 1u. 115 T100 C200
 1u. 115 T100 C250

Ref. 115 E 2 2 17

187,5 Kg
 9u. 115 T100 C100

Ref. 115 E 2 2 12

155 Kg
 1u. 115 T100 C75
 1u. 115 T100 C100
 1u. 115 T100 C125
 1u. 115 T100 C150
 1u. 115 T100 C200
 1u. 115 T100 C250

Ref. 115 E 2 2 15

175 Kg
 2u. 115 T100 C75
 2u. 115 T100 C100
 2u. 115 T100 C125
 2u. 115 T100 C150

Ref. 115 E 2 2 18

200,5 Kg
 8u. 115 T100 C75
 3u. 115 T100 C100

Ref. 115 E 2 2 13

156 Kg
 6u. 115 T100 C150

Ref. 115 E 2 2 16

184,5 Kg
 3u. 115 T100 C75
 4u. 115 T100 C100
 1u. 115 T100 C125
 1u. 115 T100 C150

Ref. 115 E 2 2 19

207 Kg
 12u. 115 T100 C75

Ref. 115 E 3



Ref. 115 E 3 1 11

118 Kg
 1u. 115 T100 C150
 1u. 115 T100 C200
 1u. 115 T100 C250

Ref. 115 E 3 1 14

127 Kg
 2u. 115 T100 C75
 1u. 115 T100 C200
 1u. 115 T100 C250

Ref. 115 E 3 1 17

138,5 Kg
 1u. 115 T100 C75
 2u. 115 T100 C100
 1u. 115 T100 C125
 1u. 115 T100 C200

Ref. 115 E 3 1 12

129 Kg
 2u. 115 T100 C100
 2u. 115 T100 C200

Ref. 115 E 3 1 15

128 Kg
 2u. 115 T100 C100
 1u. 115 T100 C150
 1u. 115 T100 C250

Ref. 115 E 3 1 18

150 Kg
 6u. 115 T100 C100

Ref. 115 E 3 1 13

129 Kg
 4u. 115 T100 C150

Ref. 115 E 3 1 16

137,5 Kg
 2u. 115 T100 C75
 1u. 115 T100 C100
 1u. 115 T100 C150
 1u. 115 T100 C200

Ref. 115 E 3 1 19

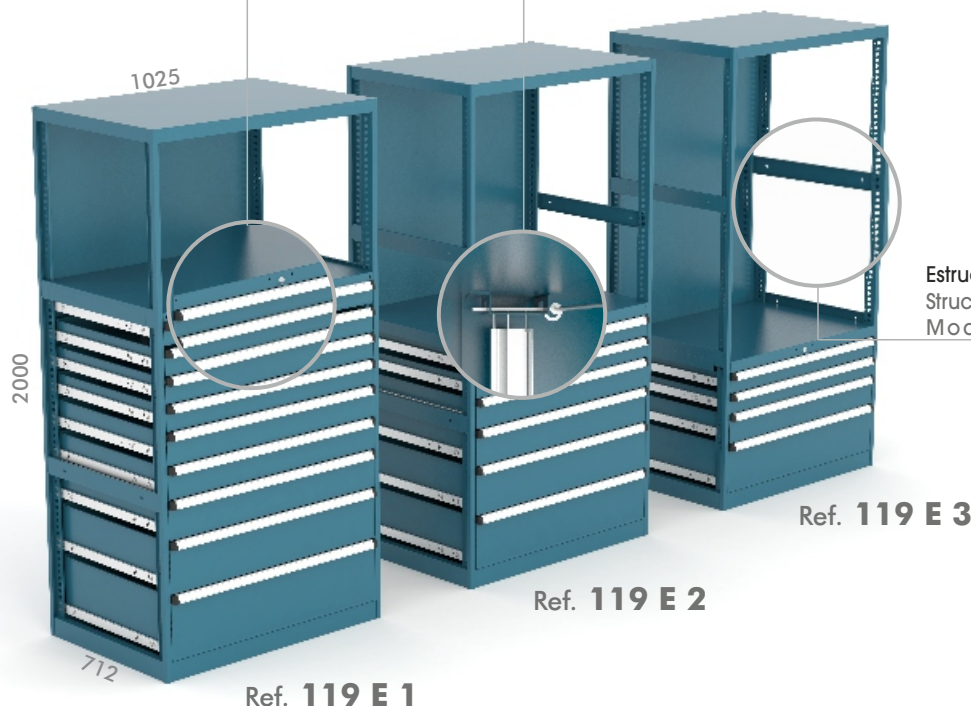
141 Kg
 8u. 115 T100 C75

SERIE 119 E

Cierre centralizado.
Verrouillage centralisé.
Central locking.

Sistema antivuelco.
Système anti-renversement.
Anti-roll system.

Armarios con cajones y estanterías.
Armoires avec tiroirs et étagères.
Cabinets with drawers and shelves.



Estructura modular.
Structure modulaire.
Modular frame.

Accesorios opcionales
Accessoires optionnels
Optional accessories

Ref. 119 E 1 MC


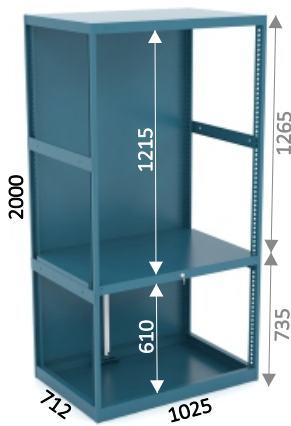
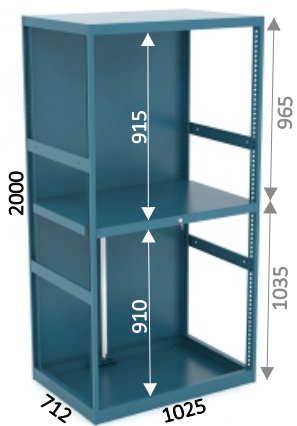
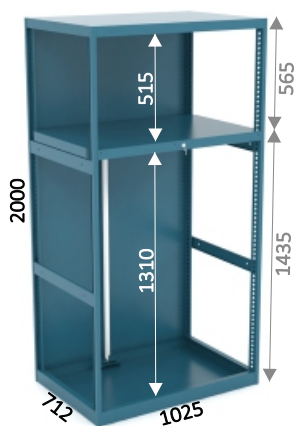
112 Kg

Ref. 119 E 2 MC

112 Kg

Ref. 119 E 3 MC

112 Kg



Ref. 119 E 1 P 1

8,4 Kg H 535

Ref. 119 E 2 P 2

10,7 Kg H 935

Ref. 119 E 3 P 3

12,5 Kg H 1235

Ref. 119 E P

14,3 Kg H 1915

Ref. 115 E L

13 Kg

Lateral
Latéral
Lateral



Ref. 119 EG

10 Kg

Estantería graduable
Étagère réglable
Adjustable shelf



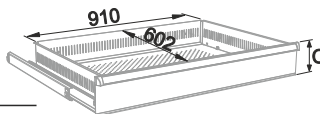
Ref. CE P 1



Cierre electrónico
Verrou électronique
Electronic locking
Ref. CE P 1 - Ref. CE P 1 TM -
Ref. CE P 1 TU


1 mm

Plazo de entrega 10 días laborables.
Délai de livraison 10 jours ouvrables.
Delivery time 10 working days.



Cajones / Tiroirs / Drawers

Guías telescópicas.
Glissières télescopiques.
Telescopic slides.



GT Apertura 100%.
Ouverture 100%.
100% opening.



Los cajones no incluyen divisiones.
Le tiroirs non inclus les séparations.
Divisions non included at drawers.

SERIE 119	C=50	●	119 T100 C75	15,5Kg
	C=75	●	119 T100 C100	16,5Kg
	C=100	●	119 T100 C125	17,5Kg
	C=125	●	119 T100 C150	18,5Kg
	C=150	●	119 T100 C200	19Kg
	C=200	●	119 T100 C250	20Kg
	C=250	●	119 T100 C250	22,5Kg
	C=300	●		

Gama de producto
 Gamme de produits
 Product range

Ref. 119 E 1



Ref. 119 E 1 4 11

249,5 Kg
 1u. 119 T100 C100
 6u. 119 T100 C200

Ref. 119 E 1 4 14

267 Kg
 1u. 119 T100 C75
 2u. 119 T100 C200
 1u. 119 T100 C125
 2u. 119 T100 C200
 2u. 119 T100 C250

Ref. 119 E 1 4 17

309 Kg
 8u. 119 T100 C75
 1u. 119 T100 C200
 2u. 119 T100 C250

Ref. 119 E 1 4 12

295 Kg
 2u. 119 T100 C150
 5u. 119 T100 C200

Ref. 119 E 1 4 15

295 Kg
 4u. 119 T100 C75
 1u. 119 T100 C100
 2u. 119 T100 C125
 2u. 119 T100 C200
 1u. 119 T100 C250

Ref. 119 E 1 4 13

262 Kg
 4u. 119 T100 C100
 2u. 119 T100 C200
 2u. 119 T100 C250

Ref. 119 E 1 4 16

278,5 Kg
 2u. 119 T100 C75
 3u. 119 T100 C100
 2u. 119 T100 C125
 1u. 119 T100 C150
 1u. 119 T100 C200
 1u. 119 T100 C250

Ref. 119 E 1 4 19

339,5 Kg
 13u. 119 T100 C100

Ref. 119 E 2



Ref. 119 E 2 2 11

215 Kg
 1u. 119 T100 C100
 4u. 119 T100 C200

Ref. 119 E 2 2 14

240 Kg
 3u. 119 T100 C75
 1u. 119 T100 C100
 1u. 119 T100 C125
 1u. 119 T100 C200
 1u. 119 T100 C250

Ref. 119 E 2 2 17

269,5 Kg
 9u. 119 T100 C100

Ref. 119 E 2 2 12

226 Kg
 1u. 119 T100 C75
 1u. 119 T100 C100
 1u. 119 T100 C125
 1u. 119 T100 C150
 1u. 119 T100 C200
 1u. 119 T100 C250

Ref. 119 E 2 2 15

255 Kg
 2u. 119 T100 C75
 2u. 119 T100 C100
 2u. 119 T100 C125
 2u. 119 T100 C150

Ref. 119 E 2 2 18

296,5 Kg
 8u. 119 T100 C75
 3u. 119 T100 C100

Ref. 119 E 2 2 13

226 Kg
 6u. 119 T100 C150

Ref. 119 E 2 2 16

269 Kg
 3u. 119 T100 C75
 4u. 119 T100 C100
 1u. 119 T100 C125
 1u. 119 T100 C150

Ref. 119 E 2 2 19

310 Kg
 12u. 119 T100 C75

Ref. 119 E 3



Ref. 119 E 3 1 11

173,5 Kg
 1u. 119 T100 C150
 1u. 119 T100 C200
 1u. 119 T100 C250

Ref. 119 E 3 1 14

187,5 Kg
 2u. 119 T100 C75
 1u. 119 T100 C200
 1u. 119 T100 C250

Ref. 119 E 3 1 17

202 Kg
 1u. 119 T100 C75
 2u. 119 T100 C100
 1u. 119 T100 C125
 1u. 119 T100 C200

Ref. 119 E 3 1 12

187 Kg
 2u. 119 T100 C100
 2u. 119 T100 C200

Ref. 119 E 3 1 15

188,5 Kg
 2u. 119 T100 C100
 1u. 119 T100 C150
 1u. 119 T100 C250

Ref. 119 E 3 1 18

217 Kg
 6u. 119 T100 C100

Ref. 119 E 3 1 13

188 Kg
 4u. 119 T100 C150

Ref. 119 E 3 1 16

201 Kg
 2u. 119 T100 C75
 1u. 119 T100 C100
 1u. 119 T100 C150
 1u. 119 T100 C200

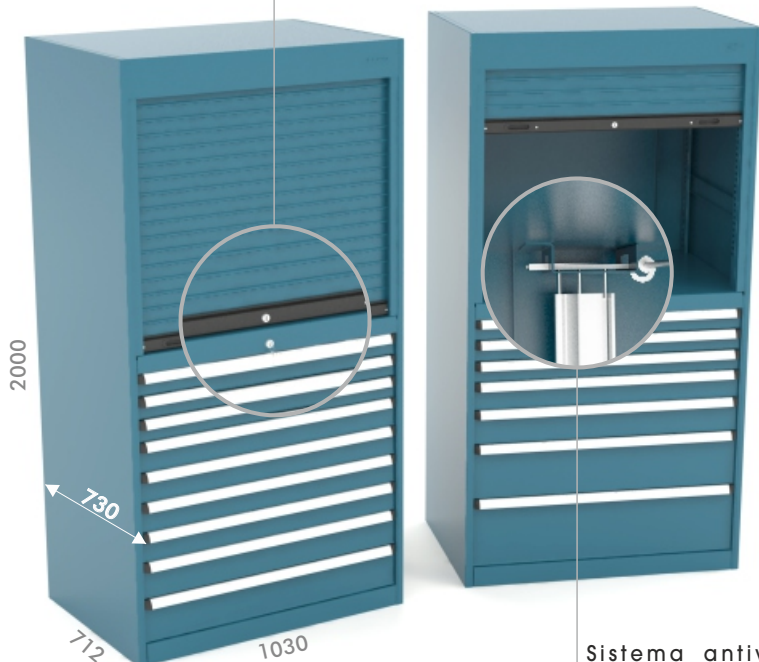
Ref. 119 E 3 1 19

244 Kg
 8u. 119 T100 C75

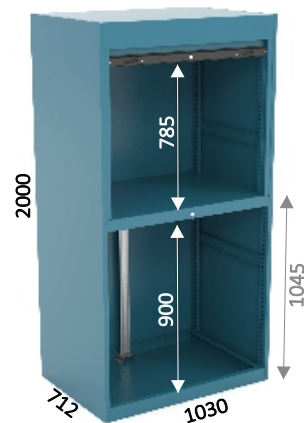
SERIE 119 E P C

Cierre centralizado.
Verrouillage centralisé.
Central locking.

Armarios con cajones y estanterías (cierre con persiana).
Armoires avec tiroirs et étagères (fermeture avec rideau).
Cabinets with drawers and shelves (shutter closing).


Ref. 119 E P C

160 Kg

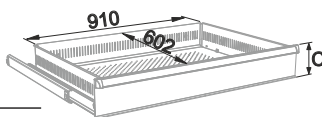


Sistema antivuelco.
Système anti-renversement.
Roll-over protection system.


Accesorios opcionales
Accessoires optionnels
Optional accessories

1 mm

Plazo de entrega 10 días laborables.
Délai de livraison 10 jours ouvrables.
Delivery time 10 working days.



Cajones / Tiroirs / Drawers



Guías telescópicas.
Glissières télescopiques.
Telescopic slides.

Apertura 100%.
Ouverture 100%.
100% opening.

Los cajones no incluyen divisiones.
Le tiroirs non inclus les séparations.
Divisions non included at drawers.

Ref. 119 EGP

10 Kg

Estanteria graduable
Étagère réglable
Adjustable shelf


Ref. CE P 1


Cierre electrónico
Verrou électronique
Electronic locking

Ref. CE P 1 - Ref. CE P 1 TM -
Ref. CE P 1 TU

SERIE 119	C=50	●	119 T100 C75 15,5Kg
	C=75	●	119 T100 C100 16,5Kg
	C=100	●	119 T100 C125 17,5Kg
	C=125	●	119 T100 C150 18,5Kg
	C=150	●	119 T100 C200 19Kg
	C=200	●	119 T100 C250 20Kg
	C=250	●	119 T100 C250 22,5Kg
C=300			
			1.5 mm

Gama de producto
Gamme de produits
Product range

Ref. 119 E P C 2 11

251 Kg

1u. 119 T100 C100
4u. 119 T100 C200

Ref. 119 E P C 2 12

262 Kg

1u. 119 T100 C75
1u. 119 T100 C100
1u. 119 T100 C125
1u. 119 T100 C150
1u. 119 T100 C200
1u. 119 T100 C250

Ref. 119 E P C 2 13

262 Kg

6u. 119 T100 C150

Ref. 119 E P C 2 14

276 Kg

3u. 119 T100 C75
1u. 119 T100 C100
1u. 119 T100 C125
1u. 119 T100 C200
1u. 119 T100 C250

Ref. 119 E P C 2 15

291 Kg

2u. 119 T100 C75
2u. 119 T100 C100
2u. 119 T100 C125
2u. 119 T100 C150

Ref. 119 E P C 2 16

305 Kg

3u. 119 T100 C75
4u. 119 T100 C100
1u. 119 T100 C125
1u. 119 T100 C150

Ref. 119 E P C 2 17

305,5 Kg

9u. 119 T100 C100

Ref. 119 E P C 2 18

305,5 Kg

8u. 119 T100 C75
3u. 119 T100 C100

Ref. 119 E P C 2 19

346 Kg

12u. 119 T100 C75

SERIE 127

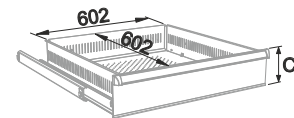
www Armario con puertas y cajones.
 Armoire avec portes et tiroirs.
 Cabinets with doors and drawers.

Sistema antivuelco.
 Système anti-renversement.
 Roll-over protection system.

Cierre centralizado.
 Verrouillage centralisé.
 Central locking.



Cajones
 Tiroirs
 Drawers




SERIE 115



C=50	●	115 T100 C50	10,5Kg
C=75	●	115 T100 C75	11Kg
C=100	●	115 T100 C100	12,5Kg
C=125	●	115 T100 C125	13Kg
C=150	●	115 T100 C150	13,5Kg
C=200	●	115 T100 C200	14,5Kg
C=250	●	115 T100 C250	15,5Kg
C=300			

e 1.5 mm



Guías telescópicas.
 Glissières télescopiques.
 Telescopic slides.



Apertura 100%.
 Ouverture 100%.
 100% opening.

e 1 mm




Plazo de entrega 10 días laborables.
 Délai de livraison 10 jours ouvrables.
 Delivery time 10 working days.



No incluyen divisiones.
 Non inclus les séparations.
 Divisions not included.


Ref. 127 3

i 77,5 Kg




Ref. 127 4

i 109 Kg




Ref. 127 5

i 96,5 Kg



Ref. 127 6


i 112 Kg



Accesorios opcionales
 Accessoires optionnels
 Optional accessories

Ref. 127 BG

i 4 Kg



Ref. 127 BE T100

i 5 Kg




Ref. 127 BE T200

i 5,25 Kg




Ref. T200 50

25 Porta Conos ISO 50
 25 Porte-Cônes ISO 50
 25 Tool-Holder ISO 50




Ref. 127 T200 40

25 Porta Conos ISO 40
 25 Porte-Cônes ISO 40
 25 Tool-Holder ISO 40

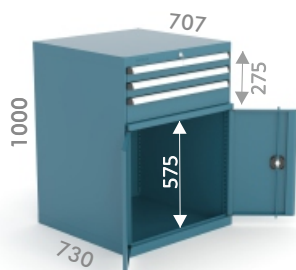


Ref. 127 T100 300



SERIE 127

 Gama de producto
 Gamme de produits
 Product range

Ref. 127 3

Ref. 127 3 1

77,5 Kg
 2u. 115 T100 C75
 1u. 115 T100 C125
 2u. 127 BG

Ref. 127 3 2

87,5 Kg
 2u. 115 T100 C75
 1u. 115 T100 C125
 2u. 127 BE T100

Ref. 127 3 3

104 Kg
 2u. 115 T100 C75
 1u. 115 T100 C125
 1u. 127 BG
 1u. 127 T100 300

Ref. 127 3 4

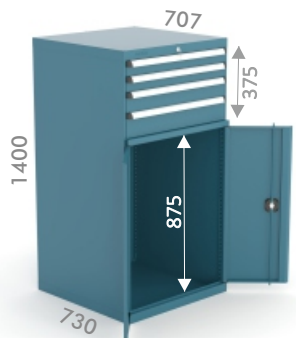
112,5 Kg
 2u. 115 T100 C75
 1u. 115 T100 C125
 1u. 127 BE T100
 1u. 127 T100 300

Ref. 127 3 5

140,5 Kg
 2u. 115 T100 C75
 1u. 115 T100 C125
 1u. 127 BE T100
 1u. 127 T200 40

Ref. 127 3 6

123,5 Kg
 2u. 115 T100 C75
 1u. 115 T100 C125
 1u. 127 T200 40
 1u. 127 T200 50

Ref. 127 4

Ref. 127 4 1

97,5 Kg
 2u. 115 T100 C75
 1u. 115 T100 C100
 1u. 115 T100 C125
 2u. 127 BG

Ref. 127 4 2

114,5 Kg
 2u. 115 T100 C75
 1u. 115 T100 C100
 1u. 115 T100 C125
 2u. 127 BE T100

Ref. 127 4 3

146 Kg
 2u. 115 T100 C75
 1u. 115 T100 C100
 1u. 115 T100 C125
 1u. 127 BG
 2u. 127 T100 300

Ref. 127 4 4

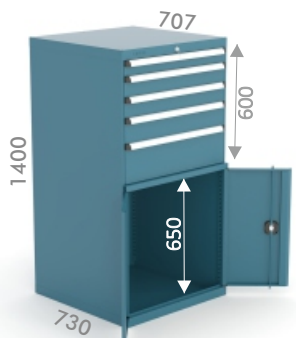
129,5 Kg
 2u. 115 T100 C75
 1u. 115 T100 C100
 1u. 115 T100 C125
 1u. 127 BE T100
 1u. 127 T100 300

Ref. 127 4 5

127,5 Kg
 2u. 115 T100 C75
 1u. 115 T100 C100
 1u. 115 T100 C125
 1u. 127 BE T100
 1u. 127 T200 50

Ref. 127 4 6

147,5 Kg
 2u. 115 T100 C75
 1u. 115 T100 C100
 1u. 115 T100 C125
 1u. 127 T200 40
 1u. 127 T200 50

Ref. 127 5

Ref. 127 5 1

112 Kg
 1u. 115 T100 C75
 2u. 115 T100 C100
 1u. 115 T100 C125
 1u. 115 T100 C200
 2u. 127 BG

Ref. 127 5 2

129 Kg
 1u. 115 T100 C75
 2u. 115 T100 C100
 1u. 115 T100 C125
 1u. 115 T100 C200
 2u. 127 BE T100

Ref. 127 5 3

135,5 Kg
 1u. 115 T100 C75
 2u. 115 T100 C100
 1u. 115 T100 C125
 1u. 115 T100 C200
 1u. 127 BG
 1u. 115 T100 300

Ref. 127 5 4

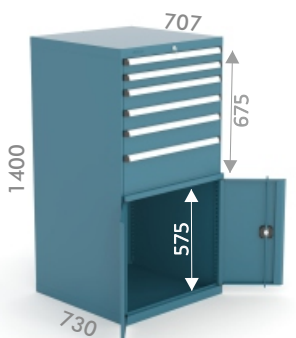
144 Kg
 1u. 115 T100 C75
 2u. 115 T100 C100
 1u. 115 T100 C125
 1u. 115 T100 C200
 1u. 127 BE T100
 1u. 127 T100 300

Ref. 127 5 5

145,5 Kg
 1u. 115 T100 C75
 2u. 115 T100 C100
 1u. 115 T100 C125
 1u. 115 T100 C200
 1u. 127 BE T100
 1u. 127 T200 50

Ref. 127 5 6

162 Kg
 1u. 115 T100 C75
 2u. 115 T100 C100
 1u. 115 T100 C150
 1u. 115 T100 C200
 1u. 127 T200 40
 1u. 127 T200 50

Ref. 127 6

Ref. 127 6 1

121 Kg
 2u. 115 T100 C75
 2u. 115 T100 C100
 1u. 115 T100 C125
 1u. 115 T100 C200
 2u. 127 BG

Ref. 127 6 2

138 Kg
 2u. 115 T100 C75
 2u. 115 T100 C100
 1u. 115 T100 C125
 1u. 115 T100 C200
 2u. 127 BE T100

Ref. 127 6 3

144,5 Kg
 2u. 115 T100 C75
 2u. 115 T100 C100
 1u. 115 T100 C125
 1u. 115 T100 C200
 1u. 127 BG
 1u. 127 T100 300

Ref. 127 6 4

153 Kg
 2u. 115 T100 C75
 2u. 115 T100 C100
 1u. 115 T100 C125
 1u. 115 T100 C200
 1u. 127 BE T100
 1u. 127 T200 300

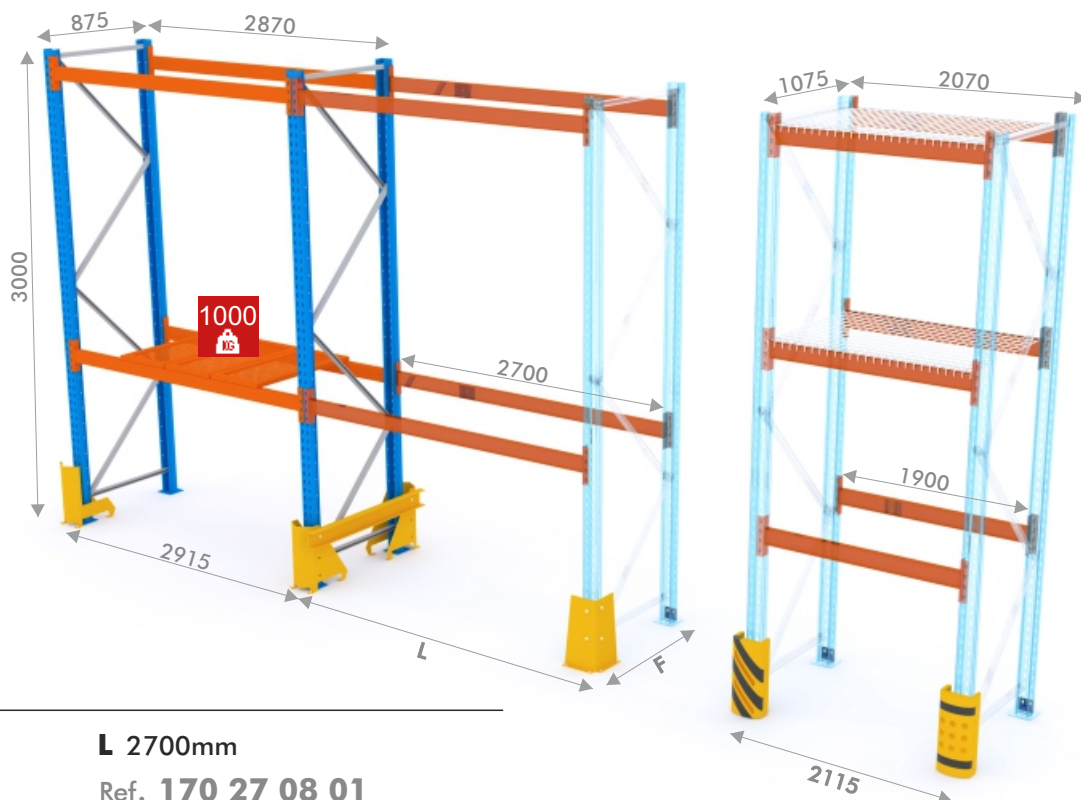
Ref. 127 6 5

154,5 Kg
 2u. 115 T100 C75
 2u. 115 T100 C100
 1u. 115 T100 C125
 1u. 115 T100 C200
 1u. 127 BE T100
 1u. 127 T200 50

Ref. 127 6 6

171 Kg
 2u. 115 T100 C75
 2u. 115 T100 C100
 1u. 115 T100 C125
 1u. 115 T100 C200
 1u. 127 T200 40
 1u. 127 T200 50

www



Gama de producto
 Gamme de produits
 Product range

L 1900mm

Ref. 170 19 08 01
 105 Kg F 800mm
 2u. Ref. 170 L 19

Ref. 170 19 08 02
 75 Kg Módulos adicionales.
 Modules additionnels./Additional modules.
 2u. Ref. 170 L 19

Ref. 170 19 10 01
 106 Kg F 1000mm
 2u. Ref. 170 L 19

Ref. 170 19 10 02
 77 Kg Módulos adicionales.
 Modules additionnels./Additional modules.
 2u. Ref. 170 L 19

L 2700mm

Ref. 170 27 08 01
 117 Kg F 800mm
 2u. Ref. 170 L 27

Ref. 170 27 08 02
 87 Kg Módulos adicionales.
 Modules additionnels./Additional modules.
 2u. Ref. 170 L 27

Ref. 170 27 10 01
 121 Kg F 1000mm
 2u. Ref. 170 L 27

Ref. 170 27 10 02
 89 Kg Módulos adicionales.
 Modules additionnels./Additional modules.
 2u. Ref. 170 L 27

HOMOLOGACIÓN HOMOLOGATION

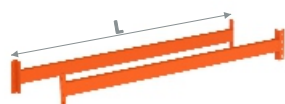
EQUIPOS DE ALMACENAJE - UNE 58014.
 ÉQUIPEMENTS DE STOCKAGE - UNE 58014.
 STORAGE EQUIPMENT - UNE 58014.

Anclaje al suelo M12 (no incluido).
 Fixation au sol M12 (non inclus).
 Floor fixing M12 (not included).

Colores estándar.
 Couleurs Standard.
 Standard colours. RAL 5017 / RAL 2009

Las patas laterales se sirven montadas.
 Les pattes latérales sont servis montés.
 Side covers are delivered assembled.

Accesorios
 Accessoires
 Accessories



Ref. 170 L 19
 Juego de dos
 Un jeu de deux
 Two units
 25 Kg
 L 1900mm


Ref. 170 L 27
 Juego de dos
 Un jeu de deux
 Two units
 27 Kg
 L 2700mm

Ref. 170 BG 08
 Estantería
 Étagère
 Shelf
 5,23 Kg
 F 800mm

Ref. 170 BG 10
 Estantería
 Étagère
 Shelf
 6,54 Kg
 F 1000mm

Ref. 170 M 30
 Juego de dos
 Un jeu de deux
 Two units
 23 Kg

Ref. 170 BASE
 Juego de dos
 Un jeu de deux
 Two units




Ref. 170 ACC 08
 Juego de accesorios
 Jeu d'accessoires
 Accessory set
 8,5 Kg
 F 800mm

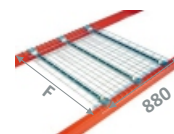
INCLUIE
 Rostros galvanizadas;
 (P800-P1000)
 Separadores y tornillería.
 COMPREND
 Supports galvanisés;
 (P800-P1000)
 Séparateurs et vis.

SERIE TAP
 Protección inferior
 Protection inférieure
 Bottom protection

Ref. 170 ACC 10
 Juego de accesorios
 Jeu d'accessoires
 Accessory set
 10 Kg
 F 1000mm



TAP-10930 TAP-35017
 TAP-10931 TAP-10000
 TAP-10933 TAP-35050
 TAP-35019 TAP-10936



Ref. TAP-09012
 Plataforma
 Plateformes
 Platforms
 8,5 Kg
 F 800mm

Ref. TAP-09001
 Plataforma
 Plateformes
 Platforms
 10 Kg
 F 1000mm

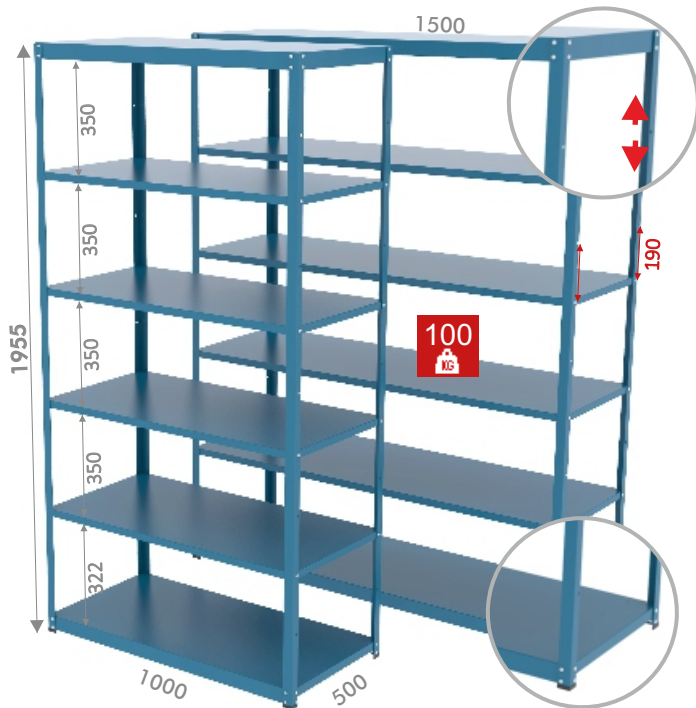
SERIE 171

Estanterías metálicas ligeras con tornillos.
Étagères légères métalliques avec vis.
Lightweight metal shelves with screws.



Ref. **171 10**

Ref. **171 15**



Bandejas graduables cada 190mm.
Plateaux réglables chaque de 190 mm.
Adjustable trays every 190mm.

4 Bandejas incluidas.
Plateaux réglables compris.
Adjustable trays including.



Ref. **171 10 G**



Ref. **171 15 G**

Recubrimiento plástico en los extremos de las patas.
Les extrémités des pieds ont un revêtement plastique.
The foot ends included a plastic coating.

Apoyo al suelo.
Soutien au sol.
Floor support.



Gama de producto
Gamme de produits
Product range

PINTADO: Azul martelé.
PEINTURE : Bleu martelé.
PAINTING: Blue hammered.

Acero galvanizado.
Acier galvanisé.
Galvanized steel.

Ref. **171 10**
 42,13 Kg
4u. 171 10 BG

Ref. **171 15**
 58,65 Kg
4u. 171 15 BG

Ref. **171 10 G**
 42,13 Kg
4u. 171 10 BG G

Ref. **171 15 G**
 58,65 Kg
4u. 171 15 BG G

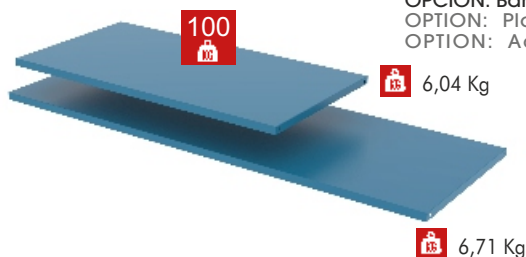
Accesorios opcionales
Accessoires optionnels
Optional accessories

Ref. **171 R**
 Ø 50 mm
H 65 mm



OPCIÓN: Ruedas.
OPTION: Roues.
OPTION: Wheels. **40**

Ht 1995mm



OPCIÓN: Bandejas graduables.
OPTION: Plateaux réglables.
OPTION: Adjustables trays.

6,04 Kg

Ref. **171 10 BG**
Ref. **171 15 BG**

Ref. **171 10 BG G**
Ref. **171 15 BG G**

6,71 Kg



SE SIRVE DESMONTADO. Montaje con tornillos, incluidos.
SERVI DÉMONTÉ. Assemblage avec vis, inclus.
SERVED DISASSEMBLED. Assembly with screws, included.

SERIE 222-223

www

Armario para mostradores (ejemplo de composición).
 Armoire de comptoir (exemple de composition).
 Counter cabinet (example of composition).


Accesorios opcionales
 Accessoires optionnels
 Optional accessories

SERIE 222



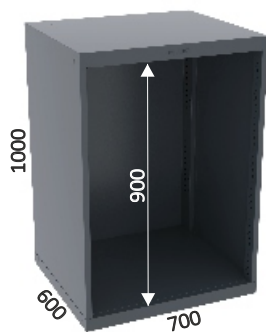
Divisiones opcionales.
 Divisions optionnelles.
 Optional divisions.

SERIE 223



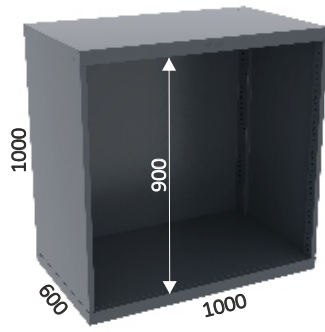
Ref. 222 2

30,26 Kg



Ref. 223 2

37,57 Kg



Consultar plazo de entrega.
 Consulter le délai de livraison.
 Check delivery time.



No incluye sistema antivuelco.
 Ne comprend pas le système anti-renversement.
 Does not include anti-roll system.

RAL 3020 /
 RAL 7016

SERIE 222



Ref. 222 BG

3,63 Kg



Ref. 222 BE T50

6,07 Kg



Ref. 222 T50 C75

7,12 Kg

Hf 75mm Hu 40mm

Ref. 222 T50 C100

7,87 Kg

Hf 100mm Hu 65mm

Ref. 222 T50 C125

8,62 Kg

Hf 125mm Hu 90mm

Ref. 222 T50 C200

9,00 Kg

Hf 200mm Hu 165mm

SERIE 223

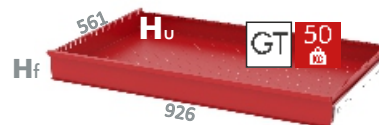

Ref. 223 BG

5,22 Kg



Ref. 223 BE T50

7,67 Kg



Ref. 223 T50 C75

8,02 Kg

Hf 75mm Hu 40mm

Ref. 223 T50 C100

8,77 Kg

Hf 100mm Hu 65mm

Ref. 223 T50 C125

9,52 Kg

Hf 125mm Hu 90mm

Ref. 223 T50 C200

9,90 Kg

Hf 200mm Hu 165mm



OPCIÓN: Divisiones en acero galvanizado.
 OPTION: Separations en acier galvanisé.
 OPTION: Galvanized steel divisions.

SERIE 161

www

Armario 2 puertas con bandejas.
Armoire 2 portes et plateaux.
2 door cabinet with trays.



Según normativa STAWA-R.
Selon normative STAWA-R.
As per STAWA-R regulations.



Ref. 161 1

105,5 Kg
 1 mm

3u. 161 BG 1

Bandeja regulable.
Plateau réglable.
Adjustable tray.

2 mm

1u. 161 BC 1


Bandeja colectora de líquidos.
Plateau collecteur de liquides.
Tray for liquid collection.

3 mm

Ref. 161 BG 1

10 Kg

Orificio para la extracción Ø75 mm.
Orifice d'extraction Ø75 mm.
Extraction hole Ø75 mm.



Ref. 161 2

59 Kg

1 mm

1u. 161 BG 1

Bandeja regulable.
Plateau réglable.
Adjustable tray.

2 mm

1u. 161 BC 1

Bandeja colectora de líquidos.
Plateau collecteur de liquides.
Tray for liquid collection.

3 mm

Ref. 161 BG 1

10 Kg

Bandeja zincada, orificio de ventilación.
Bac zingué, orifice d'aération.
Zinc-coated, holes of ventilation.

ADHESIVO FITOSANITARIO.
ADHÉSIF PHYTOSANITAIRE.
PHYTOSANITAIRE ADHESIVE.



Ref. 161 ES



Ref. 161 FR

UNIDAD DE EXTRACCIÓN DE AIRE.
UNITÉ D'EXTRACTION D'AIR.
AIR EXTRACTION UNIT.



SIN ventilador.
SANS ventilateur.
WITHOUT fan.

Ref. D-2.00.360

2 Kg



Ref. 161 3

82 Kg

1 mm

3u. 161 BG 3

Bandeja regulable.
Plateau réglable.
Adjustable tray.

2 mm

1u. 161 BC 3

Bandeja colectora de líquidos.
Plateau collecteur de liquides.
Tray for liquid collection.

3 mm

Ref. 161 BG 3

8 Kg



Ref. 161 4

61 Kg

1 mm

3u. 161 BG 4

Bandeja regulable.
Plateau réglable.
Adjustable tray.

2 mm

1u. 161 BC 4

Bandeja colectora de líquidos.
Plateau collecteur de liquides.
Tray for liquid collection.

3 mm

Ref. 161 BG 4

6 Kg



CON ventilador.
AVEC ventilateur.
WITH fan.

Ref. D-2.00.340

10 Kg




RAL 6029
NO APTOS PARA PRODUCTOS INFLAMABLES Y EXPLOSIVOS.
NE CONVIENT PAS AUX PRODUITS INFLAMMABLES ET EXPLOSIFS.
NOT SUITABLE FOR FLAMMABLE AND EXPLOSIVE PRODUCTS.

SERIE 130

www

Armarios para productos de primeros auxilios y/o de farmacia.
Armoires pour produits de premier secours et/ou de pharmacie.
Cabinets for first-aid or pharmaceutical products.

ARMARIOS - BOTIQUÍN
ARMOIRES DE PREMIER SECOURS
FIRST-AID CABINETS



Ref. 130 1

5,5 Kg


1 Estante
Étagère
Shelf



Ref. 130 2

8 Kg

2 Estantes
Étagères
Shelves



Ref. 130 3

22 Kg

2 Estantes
Étagères
Shelves

0,6 mm

RAL 9010



Bandejas interiores fijas / Asa para fácil abertura.
Plateaux intérieurs fixes / Poignée pour faciliter l'ouverture.
Fixed inner trays / Easy opening handle.

SERIE **304**

Bancos en acero inoxidable
 Bancs de vestiaire en acier inoxydable
 Stainless-steel benches

e 1,5 mm

www



40x40x1,5 mm

AISI 304 L

e 1,5-2 mm



Consultar plazo de entrega.
 Consulter le delai de livraison.
 Check delivery time.

Ref. **304 BV 20**

e 11 Kg

Ref. **304 BV 15**

e 14,75 Kg

Ref. **304 BV 10**

e 18,5 Kg

Bancos de trabajo en acero inoxidable
 Établis de travail en acier inoxydable
 Stainless-steel workbenches



Refuerzo bajo encimera.
 Renfort sous le plan de travail.
 Under-worktop support.

40x60x2 mm



Ref. **304 BT 15**

e 46 Kg

Ref. **304 BT 20**

e 60 Kg

Ref. **304 BT 30**

e 100 Kg



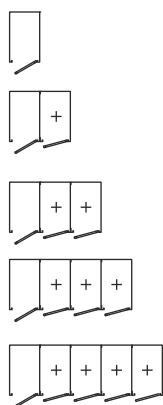
Encimera.
 Plan de travail.
 Worktop.

e 2 mm

H 44 mm

Armario vestuario en acero inoxidable
 Armoire vestiaire en acier inoxydable
 Stainless-steel lockers

e 1 mm



2100

450

Ref. **304 1**

e 30,3 Kg **L** 310mm

Ref. **304 1 2**

e 60,6 Kg **L** 620mm

Ref. **304 1 3**

e 90,9 Kg **L** 930mm

Ref. **304 1 4**

e 121,2 Kg **L** 1240mm

Ref. **304 1 5**

e 151,5 Kg **L** 1550mm

i 1u. Bandeja perchero
 1u. Plateau porte-manteau
 1u. Clothes rack tray

2100

450

Ref. **304 2**

e 30,6 Kg **L** 310mm

Ref. **304 2 2**

e 61,2 Kg **L** 620mm

Ref. **304 2 3**

e 91,8 Kg **L** 930mm

Ref. **304 2 4**

e 122,4 Kg **L** 1240mm

Ref. **304 2 5**

e 153 Kg **L** 1550mm

i 2u. Bandeja perchero
 2u. Plateau porte-manteau
 2u. Clothes rack tray

SERIE 304

 Armarios en acero inoxidable
 Armoires en acier inoxydable
 Stainless-steel cabinets

Ref. 304 3

85 Kg


Ref. 304 3 TI

85 Kg


Ref. 304 4

74 Kg

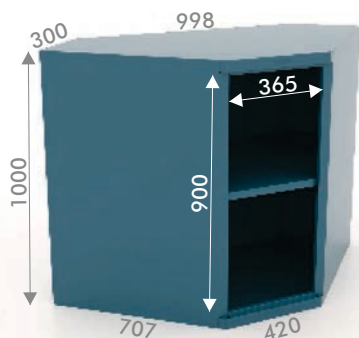
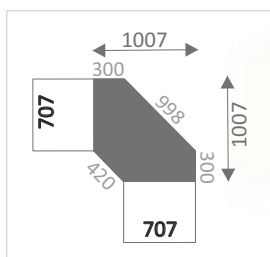
SERIE 115 C - 122 C

 Armario esquinero con y sin puertas (H:1000mm).
 Armoire d'angle avec ou sans portes (H:1000 mm).
 Corner cabinet with or without doors (H:1000 mm).

Ref. 115 C


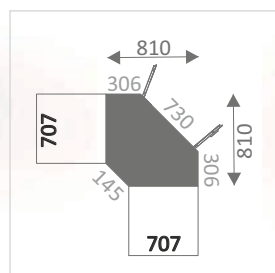
47 Kg

 1 m³

 sin puertas
sans portes
without doors

 OPCIÓN: Puerta.
 OPTION: Porte.
 OPTION: Door.

Ref. 115 CP

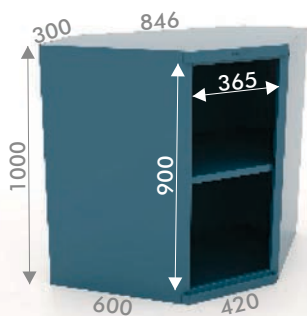
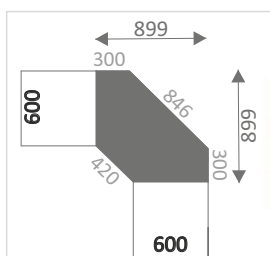
44 Kg

 0,651 m³

 con puertas
avec portes
with doors

Ref. 122 C


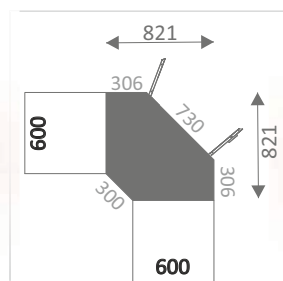
40 Kg



 0,804 m³

 sin puertas
sans portes
without doors

 OPCIÓN: Puerta.
 OPTION: Porte.
 OPTION: Door.

Ref. 122 CP

38 Kg

 0,651 m³

 con puertas
avec portes
with doors




información
 information
 information

- [ES]** • Almacenaje para herramientas con todos los accesorios para optimizar la distribución y la visualización.
- Diseño robusto y resistente
- Accesorios disponibles: cubetas de plástico y divisiones graduables.
- Color estándar posibilidad colores en opción.
- Cubetas; variedad de medidas y configuraciones.
- Composiciones modulares según serie.
- Ergonomía en el uso.

- [FR]** • Stockage pour outils avec tous les accessoires pour optimiser la distribution et la visualisation.
- Conception robuste et résistante
- Accessoires disponibles: boîtes en plastique et divisions réglables.
- Couleur standard possibilité teintes en option.
- Boîtes; variété de mesures et configurations.
- Composition modulaires selon série.
- Ergonomique.

- [EN]** • Storage for tools and accessories to optimize order, distribution and visual display.
- Strong and resistant design.
- Accessories available: plastic trays and adjustable divisors.
- Standard colour possibility optional colours.
- Trays; range of sizes and configurations.
- Modular compositions depending on series.
- Ergonomical.

SERIE V-APE
Ref. V-APE 501

0,014 Kg
 55 x 50 x 45 mm
 MÍN. 1 u.

Ref. V-APE 507

0,017 Kg
 50,5 x 50,5 x 63 mm
 MÍN. 1 u.

Ref. V-APE 502

0,022 Kg
 50 x 110 x 45 mm
 MÍN. 1 u.

Ref. V-APE 508

0,028 Kg
 50,5 x 101 x 63 mm
 MÍN. 1 u.

Ref. V-APE 503

0,034 Kg
 50 x 165 x 45 mm
 MÍN. 1 u.

Ref. V-APE 509

0,045 Kg
 101 x 101 x 63 mm
 MÍN. 1 u.

Ref. V-APE 504

0,036 Kg
 100 x 110 x 45 mm
 MÍN. 1 u.

Ref. V-APE 510

0,059 Kg
 101 x 152 x 63 mm
 MÍN. 1 u.

Ref. V-APE 505

0,009 Kg
 50,5 x 50,5 x 32 mm
 MÍN. 1 u.

Ref. V-APE 511

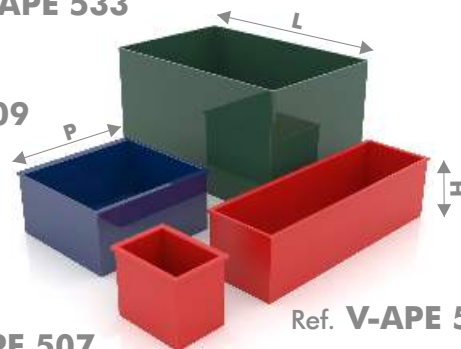
0,092 Kg
 101 x 202 x 63 mm
 MÍN. 1 u.

Ref. V-APE 506

0,014 Kg
 50,5 x 101 x 32 mm
 MÍN. 1 u.

Ref. V-APE 512

0,092 Kg
 101 x 304 x 63 mm
 MÍN. 1 u.

Ref. V-APE 533
Ref. V-APE 509
Ref. V-APE 507
Ref. V-APE 503


Para organización: V-LINCE.
 Pour l'organisation: V-LINCE.
 Organisation for: V-LINCE.



PS (Poliestileno antichoque)
 PS (Polyéthylène antichoc)
 PS (Shockproof Polyethylene)

Ref. V-APE 504

0,036 Kg
 100 x 110 x 45 mm
 MÍN. 1 u.

Ref. V-APE 510

0,059 Kg
 101 x 152 x 63 mm
 MÍN. 1 u.

Ref. V-APE 513

0,230 Kg
 202 x 304 x 63 mm
 MÍN. 1 u.

Ref. V-APE 505

0,009 Kg
 50,5 x 50,5 x 32 mm
 MÍN. 1 u.

Ref. V-APE 511

0,092 Kg
 101 x 202 x 63 mm
 MÍN. 1 u.

Ref. V-APE 531

0,077 Kg
 135 x 81 x 95 mm
 MÍN. 1 u.

Ref. V-APE 533

0,106 Kg
 166 x 110 x 95 mm
 MÍN. 1 u.

Ref. V-APE 506

0,014 Kg
 50,5 x 101 x 32 mm
 MÍN. 1 u.

Ref. V-APE 512

0,092 Kg
 101 x 304 x 63 mm
 MÍN. 1 u.

Ref. V-APE 532

0,071 Kg
 110 x 83 x 95 mm
 MÍN. 1 u.

Ref. V-APE Bandeja

0,374 Kg
 310 x 412 x 34 mm
 MÍN. 1 u.

SERIE V-BLOCK
Ref. V-BLOCK 2

5,30 Kg
 1,0 L
 105 x 162 x 75 mm
 48 u.

Ref. V-BLOCK 4

14,7 Kg
 9,2 L
 209 x 346 x 165 mm
 24 u.


Ref. V-BLOCK 3

10,60 Kg
 3,3 L
 147 x 236 x 128 mm
 38 u.

Ref. V-BLOCK 5

15,90 Kg
 23,5 L
 303 x 490 x 190 mm
 12 u.

Ref. V-BLOCK 5 SEP




Accesorios separadores: V-BLOCK 5 SEP.
 Accessoires séparateurs: V-BLOCK 5 SEP.
 Separator accessories: V-BLOCK 5 SEP.



PS (Poliestileno antichoque) / Apilables / Ensamblables.
 PS (Polyéthylène antichoc) / Empilables / Assemblables.
 PS (Shockproof Polyethylene) / Stackable / Assemblable.

SERIE **V-BULL**



Ref. **V-BULL**



Ref. **V-BULL 6 D**



Ref. **V-BULL 7 D**

Ref. **V-BULL 1**

0,4 L
 105 x 88 x 54 mm
 50 u.
 2,3 Kg

Ref. **V-BULL 2**

1,2 L
 105 x 167 x 82 mm
 48 u.
 5,3 Kg

Ref. **V-BULL 3**

3,5 L
 144 x 237 x 123 mm
 38 u.
 8,6 Kg

Ref. **V-BULL 4**

9,1 L
 205 x 345 x 164 mm
 24 u.
 15,3 Kg

Ref. **V-BULL 4 D**

18,2 L
 406 x 345 x 164 mm
 1u. Ref. **V-BULL 4 SEP**
 8 u.
 7,3 Kg

Ref. **V-BULL 5**

22,5 L
 298 x 485 x 189 mm
 12 u.
 14,8 Kg

Ref. **V-BULL 6**

45 L
 372 x 600 x 250 mm
 4 u.
 7 Kg

Ref. **V-BULL 6 D**

45 L
 372 x 600 x 250 mm
 1u. Ref. **V-BULL 6 SEP**
 4 u.
 8 Kg

Ref. **V-BULL 7**

72 L
 442 x 700 x 300 mm
 50 u.
 11 Kg

Ref. **V-BULL 7 D**

72 L
 442 x 700 x 300 mm
 1u. Ref. **V-BULL 7 SEP**
 4 u.
 12 Kg



PE (Poliestileno) / Apilables.
 PE (Polyéthylène) / Empilables.
 PE (Polyethylene) / Stackable.



BAJO PEDIDO: colores OPCIONALES.
 SOUS ORDRE: couleurs EN OPTION.
 OPTIONAL colors UNDER ORDER.



Accesorios separadores: V-BULL 4 SEP / V-BULL 6 SEP / V-BULL 7 SEP .
 Accessoires séparateurs: V-BULL 4 SEP / B-BULL 6 SEP / B-BULL 7 SEP .
 Separator accessories: V-BULL 4 SEP / B-BULL 6 SEP / B-BULL 7 SEP .

SERIE **V-FOX**

www

Ref. **V-FOX 101**

0,65 Kg
 0,12 L
 600 x 68 x 76 mm
 9 u.
 Cubetas
 Bags a beg
 Trays



Ref. **V-FOX 104**

2,80 Kg
 2,8 L
 600 x 177 x 206 mm
 4 u.
 Cubetas
 Bags a beg
 Trays



Ref. **V-FOX 102**

1,08 Kg
 0,42 L
 600 x 94 x 112 mm
 6 u.
 Cubetas
 Bags a beg
 Trays



Ref. **V-FOX 105**

3,60 Kg
 4,5 L
 600 x 214 x 240 mm
 3 u.
 Cubetas
 Bags a beg
 Trays



Ref. **V-FOX 103**

1,90 Kg
 1,2 L
 600 x 135 x 164 mm
 5 u.
 Cubetas
 Bags a beg
 Trays



Ref. **V-FOX B**

Varilla de seguridad
 Safety bar




Ref. **V-FOX 101**

Ref. **V-FOX 102**

Ref. **V-FOX 104**

Ref. **V-FOX 101**

Ref. **V-FOX 102**



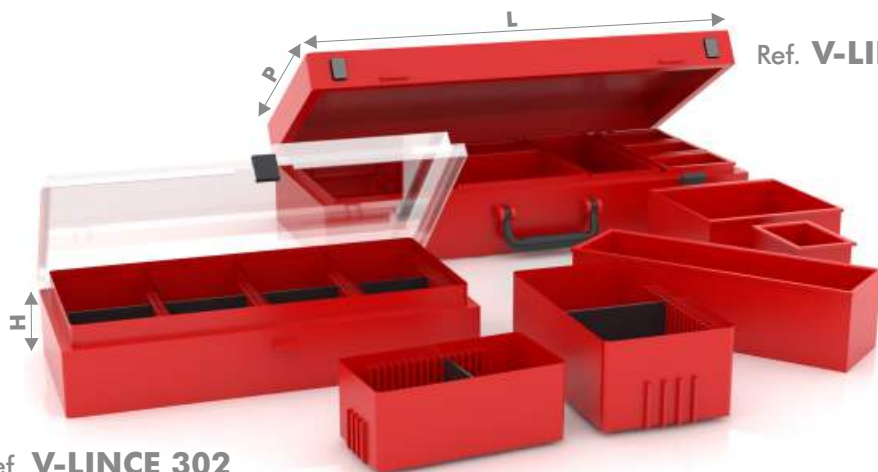
PS (Poliestileno antichoque) / Apilables.
 PS (Polyéthylène antichoc) / Empilables.
 PS (Shockproof polyéthylène) / Stackable.



BAJO PEDIDO: colores OPCIONALES.
 SOUS ORDRE: couleurs EN OPTION.
 OPTIONAL colors UNDER ORDER.



Montaje V-FOX en V-420 H (armario) y V-401 / V-402 (paneles).
 Montage V-FOX dans V-420 H (armoire) et V-401 / V-402 (panneaux).
 V-FOX to be assembled in V-420 H (cabinet) and V-401 / V-402 (panels).

SERIE V-LINCE

 Ref. **V-LINCE 302**

 Ref. **V-LINCE 321 66**


Accesorios separadores: V-APE .
 Accessoires séparateurs: V-APE.
 Separator accessories: V-APE.



BAJO PEDIDO: colores OPCIONALES.
SOUS ORDRE: couleurs EN OPTION.
OPTIONAL colors UNDER ORDER.



PEHD (Poliestireno alta densidad) / Varias configuraciones.
PEHD (Polyéthyrène haute densité) / Diverses configurations.
PEHD (High density Polyethylene) / Different configurations.

 Ref. **V-LINCE 301**

3,08 Kg
 245 x 180 x 55 mm
 12 u.

 Ref. **V-LINCE 301 1**

4,60 Kg
 245 x 180 x 55 mm
 12 u.
 3u. (V-APE 501) 1u. (V-APE 502, V-APE 503, V-APE 504)

 Ref. **V-LINCE 320 66**

7,40 Kg
 440 x 330 x 66 mm
 6 u.

 Ref. **V-LINCE 321 66**

11,20 Kg
 440 x 330 x 66 mm
 6 u.
 12u.V-APE 507, 6u.V-APE 508, 3u.V-APE 509, 2u.V-APE 510

 Ref. **V-LINCE 302**

3,80 Kg
 323 x 253 x 55 mm
 8 u.

 Ref. **V-LINCE 302 1**

6,10 Kg
 323 x 253 x 55 mm
 8 u.
 6u. (V-APE 501) 2u. (V-APE 502, V-APE 503, V-APE 504)

 Ref. **V-LINCE 330 100**

5,85 Kg
 440 x 330 x 100 mm
 4 u.

 Ref. **V-LINCE 331 100**

13,5 Kg
 440 x 330 x 100 mm
 4 u.
 12u.V-APE 507, 6u.V-APE 508, 3u.V-APE 509, 2u.V-APE 510
 V-APE Bandeja Plateau Tray (24u. V-APE 505, 12u. V-APE 506)

SERIE V-PUMA

 Ref. **V-PUMA 209**

La referencia incluye 2 unidades.
 La référence comprend 2 unités.
 Delivery time 10 working days.
 4 u.

 Ref. **V-PUMA 209 U**

La referencia incluye 2 unidades.
 La référence comprend 2 unités.
 Delivery time 10 working days.

4 u.



PEDIDO MÍNIMO: 2 unidades.
COMMANDE MINIMALE: 2 unités.
MINIMUM ORDER: 2 units.




BAJO PEDIDO: colores OPCIONALES.
SOUS ORDRE: couleurs EN OPTION.
OPTIONAL colors UNDER ORDER.



PS (Poliestileno antichoque) / Apilables / Orden en la Oficina.
PS (Polyéthylène antichoc) / Empilables / Ordner le bureau.
PS (Shockproof Polyethylene) / Stackable / Tidy office.

SERIE **V-PUMA**

www



Ref. **V-PUMA 202**

14 Kg
 12 u.
 234 x 148 x 175 mm
 12x A

Ref. **V-PUMA 203**

10,70 Kg
 12 u.
 234 x 148 x 175 mm
 6x B

Ref. **V-PUMA 204**

9,90 Kg
 12 u.
 234 x 148 x 175 mm
 3x C

Ref. **V-PUMA 205**

11,80 Kg
 12 u.
 234 x 148 x 175 mm
 4x A - 2x B - 1x C

Ref. **V-PUMA 206**

2,20 Kg
 1 u.
 234 x 260 x 234 mm
 6x D

Ref. **V-PUMA 207**

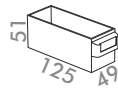
3,10 Kg
 1 u.
 252 x 302 x 234 mm
 4x E

Ref. **V-PUMA 208**

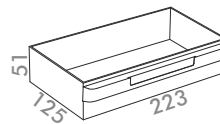
5 Kg
 1 u.
 468 x 370 x 234 mm
 4x F

Cubetas
 Bags a beg
 Trays

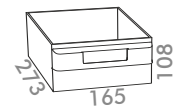
A



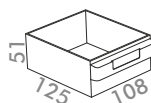
C



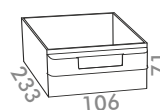
E



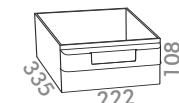
B



D



F



BAJO PEDIDO: colores OPCIONALES.
 SOUS ORDRE: couleurs EN OPTION.
 OPTIONAL colors UNDER ORDER.



PS (Poliestileno antichoque) / Apilables / Orden en la Oficina.
 PS (Polyéthylène antichoc) / Empilables / Ordner le bureau.
 PS (Shockproof Polyethylene) / Stackable / Tidy office.















www.heco.es
info@heco.es



METALLIC FURNITURE COMPANY
COMPAÑIA DE MUEBLES METÁLICOS
SOCIÉTÉ DE MEUBLES MÉTALLIQUES
SOCIETÀ DI MOBILI METALLICI
METALLIC MÖBEL COMPANY
EMPRESA DE MÓVIEIS METÁLICOS

Cajas de herramienta y arcones
Caisse à outils et coffres
Metallic toolboxes and storage boxes

Armarios con cajones, puertas y para vestuario
Armoires à tiroirs, portes et vestiaire
Cabinet of drawers, cabinets and lockers

Armarios y paneles murales, armarios PC y sin puertas
Armoires et panneaux mureaux, informatiques et sans portes
Wall-hung cabinets and panels, PC workstations and without doors


Carros de trabajo o taller y paneles móviles
Dessert, servantes et panneaux mobile
Workshop trolleys and mobile panels

Bancos de trabajo
Établis de travail
Workbenches

WORKOFFICE Oficinas personalizadas
Poste de travail personnalisée
Personalized workstations

Armarios modulares y de almacenaje específico
Armoires de stockage modulaires et spécifiques
Modular cabinets and for specific storage

Accesorios, componentes y cubetas
Accessoires, composants et bac à bacs
Accessories, components and trays



www.heco.es
info@heco.es

Ctra. N-Ila, km 4,3 E-17600, Figueres T / +34 972 503 055 F / +34 972 678 202